

NOTES:

1. MATERIALS AND FINISHES:

CONTACT - BRASS, GOLD PLATED
 BODY - BRASS, GOLD PLATED
 SLEEVE - BRASS, WHITE BRONZE PLATED
 OUTER CONTACT - PHOSPHOR BRONZE, WHITE BRONZE PLATED
 CAP - STAINLESS STEEL, GOLD PLATED
 INSULATOR - PTFE, NATURAL

2. ELECTRICAL:

A. IMPEDANCE: 50 OHM
 B. FREQUENCY RANGE: DC 0-6 GHz
 C. DIELECTRIC WITHSTANDING VOLTAGE: 1000 VRMS, MIN.
 D. VSWR = 1.05 : 1 MAX. DC-3GHz
 = 1.12 : 1 MAX. 3-6GHz

3. MECHANICAL:

A. OPERATING TEMPERATURE = -65°C to +165°C
 B. CONTACT RETENTION = 6.0 LBS. AXIAL

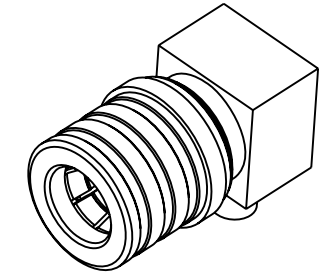
4. CABLE ASSEMBLY INSTRUCTIONS PER:

A. TRIM CABLE AS SHOWN
 B. INSERT CABLE INTO R/A ENTRY
 C. SOLDER OUTER CONDUCTOR TO BODY
 D. SOLDER CENTER CONDUCTOR TO CONTACT THROUGH ACCESS HOLE
 E. DEPRESS EXPANSION CAP IN ACCESS HOLE
 D. APPLY HEAT SHRINK AS REQUIRED

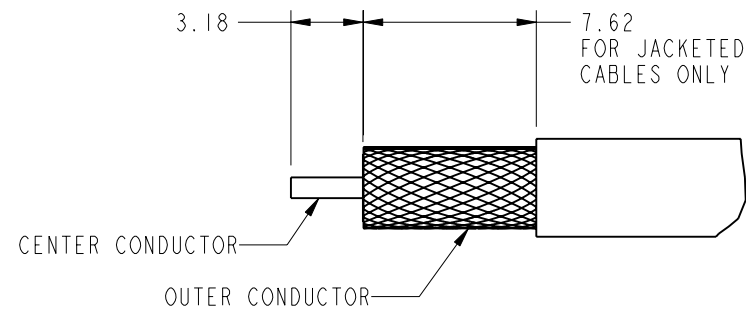
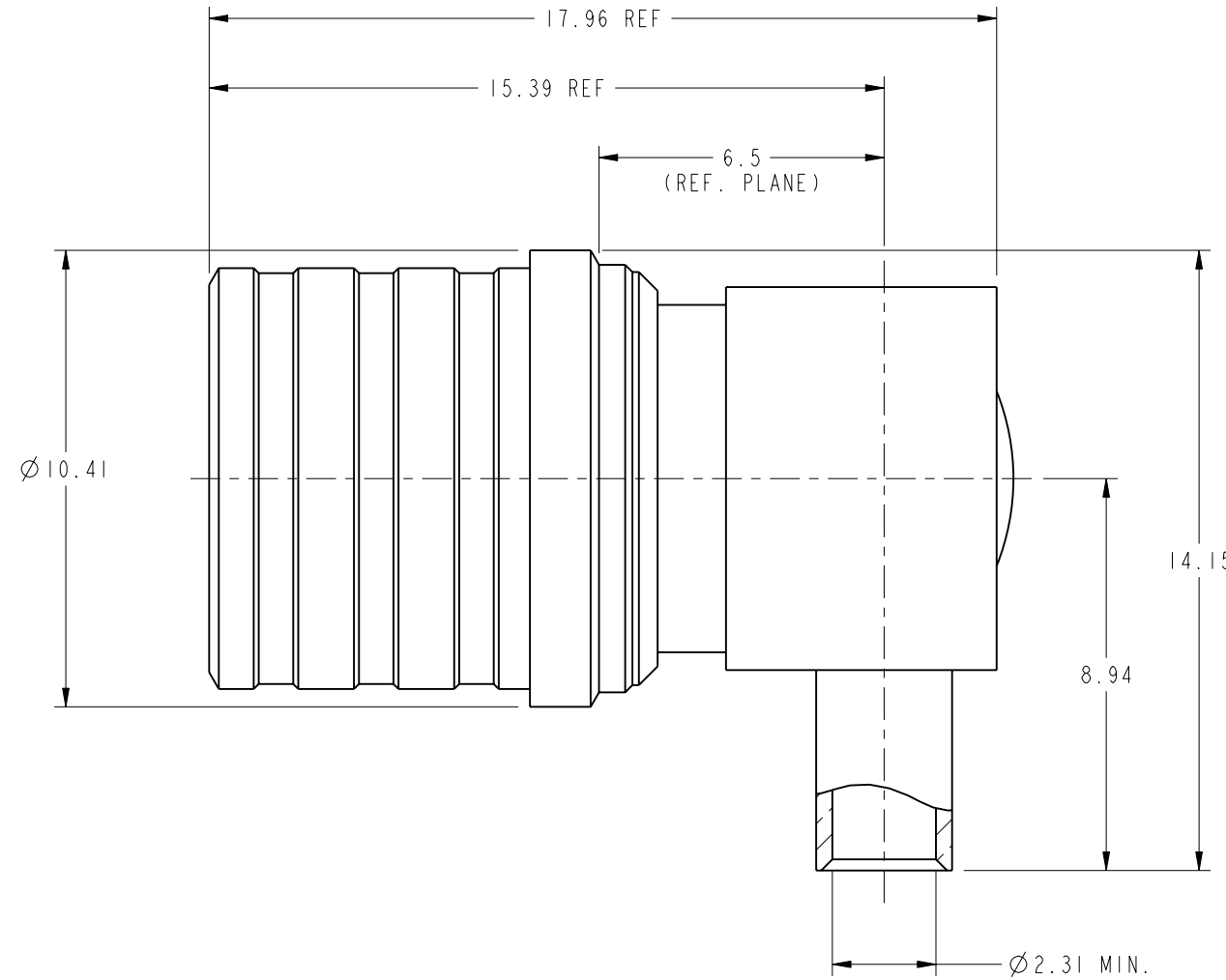
THIRD ANGLE PROJ.

REVISIONS

REV	DESCRIPTION	DATE	ECO	APPR
A	RELEASE TO MFG	18-Dec-02	44315	CPM
E	SYNC THE DRAWING \RD-DM11031501T1\RD-DM11070501R3	14-Jul-11	48494	DH



SCALE 2.000



RECOMMENDED CABLE TRIM DIMENSIONS
 SEMI-RIGID AND FLEX ALTERNATIVE
 SCALE 3.000

CUSTOMER OUTLINE DRAWING

ALL OTHER SHEETS ARE FOR INTERNAL USE ONLY

UNLESS OTHERWISE SPECIFIED, DIMENSIONS ARE IN METRIC AND TOLERANCES ARE: <0.5mm ±0.05mm 0.5 - 6mm ±0.1mm 6 - 30mm ±0.2mm 30 - 120mm ±0.3mm ANGLES ±1°	MATERIAL	DRAWN R. MAO	DATE 14-Jul-11	TITLE QMA 50 OHM R/A PLUG FOR .085 SEMI-RIGID CABLE	Amphenol RF www.amphenolrf.com	
	NOTICE - These drawings, specifications, or other data (1) are, and remain the property of Amphenol corp. (2) must be returned upon request; and (3) are confidential and not to be disclosed to any person other than those to whom they are given by Amphenol Corp. the finishing of these drawings, specifications, or other data by Amphenol Corp., or to any other person to anyone for any purpose is not to be regarded by implication or otherwise in any manner licensing, granting rights to permitting such holder or any other person to manufacture, use or sell any product, process or design, patented or otherwise, that may in any way be related to or disclosed by said drawings, specifications, or other data.	REFERENCE EAR #602 GEN #ASSYMI_QMA 615X-1805-100 CONFIGURATION LEVEL:	ENGINEER G. ANTONINI			DATE 05-Mar-02
FINISH		APPROVED D. HU	DATE 14-Jul-11	DWG SIZE B	REV E	ITEM NO. 930-104P-51A
						PART NO. 930-104P-51A