

Double-level terminal block - PTTB 2,5-LA 60 RD - 3211469

Please be informed that the data shown in this PDF Document is generated from our Online Catalog. Please find the complete data in the user's documentation. Our General Terms of Use for Downloads are valid (<http://phoenixcontact.com/download>)



Double-level terminal block, nom. voltage: 500 V, nominal current: 20 A, connection method: Push-in connection, cross section: 0.14 mm² - 4 mm², AWG: 26 - 12, length: 68 mm, width: 5.2 mm, color: gray, mounting: NS 35/7,5, NS 35/15

Your advantages

- ✓ The Push-in connection terminal blocks are characterized by the system features of the CLIPLINE complete system and by easy and tool-free wiring of conductors with ferrules or solid conductors
- ✓ The compact design and front connection enable wiring in a confined space
- ✓ In addition to the testing facility in the double function shaft, all terminal blocks provide an additional test connection



Key Commercial Data

Packing unit	50 pc
Minimum order quantity	50 pc
GTIN	
GTIN	4046356433778

Technical data

General

Note	The operating voltage is determined by the LED display version. Key data LED 30 V DC - 60 V DC, 0.8 mA - 1.8 mA
Number of levels	2
Number of connections	4
Nominal cross section	2.5 mm ²
Color	gray
Insulating material	PA
Flammability rating according to UL 94	V0
Rated surge voltage	4 kV
Overvoltage category	III
Insulating material group	I
Maximum power dissipation for nominal condition	0.77 W (the value is multiplied when connecting multiple levels)

Double-level terminal block - PTTB 2,5-LA 60 RD - 3211469

Technical data

General

Nominal current I_N	20 A
Maximum load current	24 A (with 4 mm ² conductor cross section)
Nominal voltage U_N	500 V (the operating voltage is determined by the selected LED version)
Open side panel	Yes
Relative insulation material temperature index (Elec.; UL 746 B)	130 °C
Temperature index of insulation material (DIN EN 60216-1 (VDE 0304-21))	130 °C
Static insulating material application in cold	-60 °C
Behavior in fire for rail vehicles (DIN 5510-2)	Test passed
Flame test method (DIN EN 60695-11-10)	V0
Oxygen index (DIN EN ISO 4589-2)	>32 %
NF F16-101, NF F10-102 Class I	2
NF F16-101, NF F10-102 Class F	2
Surface flammability NFPA 130 (ASTM E 162)	passed
Specific optical density of smoke NFPA 130 (ASTM E 662)	passed
Smoke gas toxicity NFPA 130 (SMP 800C)	passed
Calorimetric heat release NFPA 130 (ASTM E 1354)	28 MJ/kg
Fire protection for rail vehicles (DIN EN 45545-2) R22	HL 1 - HL 3
Fire protection for rail vehicles (DIN EN 45545-2) R23	HL 1 - HL 3
Fire protection for rail vehicles (DIN EN 45545-2) R24	HL 1 - HL 3
Fire protection for rail vehicles (DIN EN 45545-2) R26	HL 1 - HL 3

Dimensions

Width	5.2 mm
Length	68 mm
Height NS 35/7,5	47.5 mm
Height NS 35/15	55 mm

Connection data

Connection method	Push-in connection
Conductor cross section solid min.	0.14 mm ²
Conductor cross section solid max.	4 mm ²
Conductor cross section flexible min.	0.14 mm ²
Conductor cross section flexible max.	2.5 mm ²
Conductor cross section AWG min.	26
Conductor cross section AWG max.	12
Conductor cross section flexible, with ferrule without plastic sleeve min.	0.14 mm ²
Conductor cross section flexible, with ferrule without plastic sleeve max.	2.5 mm ²
Conductor cross section flexible, with ferrule with plastic sleeve min.	0.14 mm ²
Conductor cross section flexible, with ferrule with plastic sleeve max.	2.5 mm ²
2 conductors with same cross section, stranded, TWIN ferrules with plastic sleeve, max.	0.5 mm ²

Double-level terminal block - PTTB 2,5-LA 60 RD - 3211469

Technical data

Connection data

Stripping length	10 mm
Internal cylindrical gage	A3

Standards and Regulations

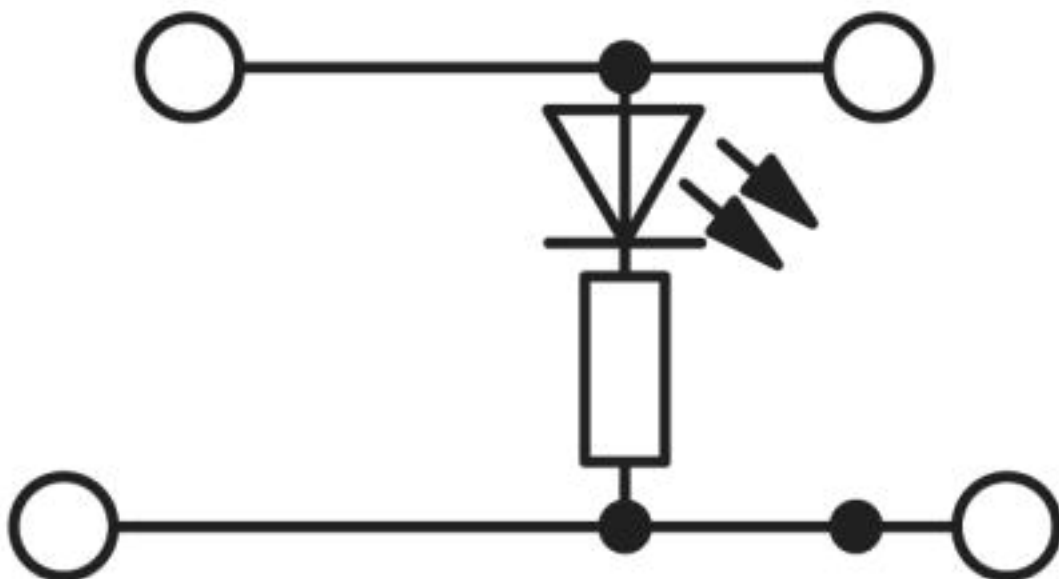
Connection in acc. with standard	CSA
Flammability rating according to UL 94	V0
Fire protection for rail vehicles (DIN EN 45545-2) R22	HL 1 - HL 3
Fire protection for rail vehicles (DIN EN 45545-2) R23	HL 1 - HL 3
Fire protection for rail vehicles (DIN EN 45545-2) R24	HL 1 - HL 3
Fire protection for rail vehicles (DIN EN 45545-2) R26	HL 1 - HL 3

Environmental Product Compliance

China RoHS	Environmentally friendly use period: unlimited = EFUP-e
	No hazardous substances above threshold values

Drawings

Circuit diagram



Approvals

Approvals

Approvals

DNV GL / CSA / BV / LR / NK / ABS / UL Recognized / cUL Recognized / EAC / RS / cULus Recognized


Double-level terminal block - PTTB 2,5-LA 60 RD - 3211469

Approvals


Ex Approvals

Approval details

DNV GL		https://approvalfinder.dnvgl.com/	TAE00003JE
--------	---	---	------------


CSA		http://www.csagroup.org/services-industries/product-listing/	13631
	B	C	
Nominal voltage UN	60 V	60 V	
Nominal current IN	20 A	20 A	
mm ² /AWG/kcmil	26-12	26-12	

BV		http://www.veristar.com/portal/veristarinfo/generalinfo/approved/approvedProducts/equipmentAndMaterials	25278/B0 BV
----	---	---	-------------

LR		http://www.lr.org/en	14/20056
----	---	---	----------

NK		http://www.classnk.or.jp/hp/en/	14ME0912
----	---	---	----------

ABS		http://www.eagle.org/eagleExternalPortalWEB/	16-HG1591536-PDA
-----	--	---	------------------

UL Recognized		http://database.ul.com/cgi-bin/XYV/template/LISEXT/1FRAME/index.htm	FILE E 60425
	B	C	
Nominal voltage UN	300 V	300 V	
Nominal current IN	20 A	20 A	
mm ² /AWG/kcmil	24-12	24-12	

Double-level terminal block - PTTB 2,5-LA 60 RD - 3211469

Approvals

cUL Recognized		http://database.ul.com/cgi-bin/XYV/template/LISEXT/1FRAME/index.htm	FILE E 60425
----------------	--	---	--------------

	B	C
Nominal voltage UN	300 V	300 V
Nominal current IN	20 A	20 A
mm ² /AWG/kcmil	24-12	24-12

EAC		RU C- DE.AI30.B.01102
-----	--	--------------------------

RS		http://www.rs-head.spb.ru/en/index.php	17.00013.272
----	--	---	--------------

cULus Recognized	
------------------	--

Phoenix Contact 2019 © - all rights reserved
<http://www.phoenixcontact.com>

PHOENIX CONTACT GmbH & Co. KG
Flachsmarktstr. 8
32825 Blomberg
Germany
Tel. +49 5235 300
Fax +49 5235 3 41200
<http://www.phoenixcontact.com>