

## TRZ 230VUC 2CO

**Weidmüller Interface GmbH & Co. KG**

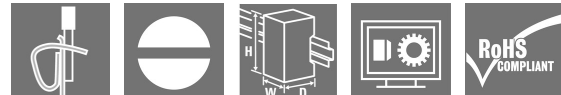
Klingenbergstraße 26

D-32758 Detmold

Germany

www.weidmueller.com

### Product image



- 2 CO contacts
- Contact material: AgNi
- Unique multi-voltage input from 24 to 230 V UC
- Input voltages from 5 V DC to 230 V UC with coloured marking: AC: red, DC: blue, UC: white

### General ordering data

|            |  |
|------------|--|
| Version    | TERMSERIES, Relay module, Number of contacts: 2, CO contact AgNi, Rated control voltage: 230 V UC $\pm 5\%$ , Continuous current: 8 A, Tension-clamp connection, Test button available: No |
| Order No.  | <a href="#">1123670000</a>   |
| Type       | TRZ 230VUC 2CO   |
| GTIN (EAN) | 4032248905560  |
| Qty.       | 10 pc(s).  |

## TRZ 230VUC 2CO

Weidmüller Interface GmbH & Co. KG  
Klingenbergstraße 26  
D-32758 Detmold  
Germany

www.weidmueller.com

## Technical data

## Dimensions and weights

|            |         |                 |            |
|------------|---------|-----------------|------------|
| Depth      | 87.8 mm | Depth (inches)  | 3.457 inch |
| Height     | 90.5 mm | Height (inches) | 3.563 inch |
| Width      | 12.8 mm | Width (inches)  | 0.504 inch |
| Net weight | 57.2 g  |                 |            |

## Temperatures

|                             |  |                             |                |
|-----------------------------|--|-----------------------------|----------------|
| Storage temperature         | -40 °C...85 °C   | Operating temperature       | -40 °C...60 °C |
| Operating temperature, min. | -40 °C   | Operating temperature, max. | 60 °C          |
| Humidity                    | 5-95% relative humidity,<br>T <sub>u</sub> = 40°C, without<br>condensation |                             |                |

## Rated data UL

|   |  |                                    |                          |
|---|--|------------------------------------|--------------------------|
| Ambient temperature (operational), max. | 60 °C  | Output current derating (ohmic)    | 6 A @ 60 °C, 8 A @ 50 °C |
| Connection cross-section AWG, min.      | AWG 26   | Connection cross-section AWG, max. | AWG 14                   |
| Type of conductor                       | rigid copper conductor,<br>flexible copper conductor | Pollution severity level           | 2                        |

## Control side

|   |                                    |                                       |  |
|---|------------------------------------|---------------------------------------|--|
| Rated control voltage   | 230 V UC ±5 %                      | Rated current AC                      | 5.5 mA                                   |
| Rated current DC  | 4.4 mA                             | Power rating                          | 1 W, 1.2 VA                              |
| Pull-in/drop-out voltage, typ.  | 125 V / 39 V AC<br>140 V / 30 V DC | Pull-in/drop-out current, typ.        | 2.3 mA / 0.6 mA AC<br>2.5 mA / 0.4 mA DC |
| Status indicator  | Green LED                          | Protective circuit                    | Rectifier                                |
| Coil voltage of the replacement relay<br>deviating from the rated control voltage | Yes                                | Coil voltage of the replacement relay | 110 V DC                                 |

## Load side

|   |                                       |   |   |
|---|---------------------------------------|---|---|
| Rated switching voltage                 | 250 V AC                              | Continuous current                      | 8 A                                     |
| Max. switching frequency at rated load  | 0.1 Hz                                | Max. switching voltage, DC              | 250 V                                   |
| Inrush current                          | 15 A / 4 s                            | AC switching capacity (resistive), max. | 2000 VA                                 |
| DC switching capacity (resistive), max. | 192 W @ 24 V                          | Switch-on delay                         | ≤ 4.5 ms                                |
| Switch-off delay                        | ≤ 16 ms                               | Contact type                            | 2 CO contact (AgNi)                     |
| Mechanical service life                 | 30 x 10 <sup>6</sup> switching cycles | Min. switching power                    | 1 mA @ 24 V, 10 mA @ 10 V, 100 mA @ 5 V |

## General data

|                                      |                           |                |
|--------------------------------------|---------------------------|----------------|
| Operating altitude                   | ≤ 2000 m, above sea level |                |
| Rail                                 | TS 35                     |                |
| Test button available                | No                        |                |
| Mechanical switch position indicator | No                        |                |
| Colour                               | black                     |                |
| UL94 flammability rating component   | Component                 | Housing        |
|                                      | UL94 flammability rating  | V-0            |
|                                      | Component                 | Retaining clip |
|                                      | UL94 flammability rating  | V-0            |

## TRZ 230VUC 2CO

**Weidmüller Interface GmbH & Co. KG**  
 Klingenbergstraße 26  
 D-32758 Detmold  
 Germany

www.weidmueller.com

## Technical data

## Insulation coordination

|  |                                 |   |                              |
|--|---------------------------------|---|------------------------------|
| Rated voltage                                    | 300 V                           | Pollution severity  | 2                            |
| Surge voltage category                           | III                             | Clearance and creepage distances for control side - load side | ≥ 6 mm                       |
| Dielectric strength for control side - load side | 3.51 kV <sub>eff</sub> / 1 min. | Type of isolation at input and output                         | reinforced insulation        |
| Dielectric strength of neighbouring contacts     | 2.5 kV <sub>eff</sub> / 1 Min.  | Type of isolation at neighbouring contacts                    | Basic insulation             |
| Dielectric strength of open contact              | 1 kV <sub>eff</sub> / 1 min     | Dielectric strength to mounting rail                          | 4 kV <sub>eff</sub> / 1 Min. |
| Impulse withstand voltage                        | 6 kV (1.2/50 µs)                | Protection degree   | IP20                         |

## Further details of approvals / standards

Certificate no. (cULus) E141197

## Connection data

|   |                          |   |                      |
|---|--------------------------|---|----------------------|
| Wire connection method  | Tension-clamp connection | Stripping length, rated connection  | 8 mm                 |
| Clamping range, rated connection  | 1.5 mm <sup>2</sup>      | Clamping range, min.  | 0.14 mm <sup>2</sup> |
| Clamping range, max.  | 2.5 mm <sup>2</sup>      | Wire connection cross section AWG, min.   | AWG 26               |
| Wire connection cross section AWG, max.   | AWG 14                   | Wire cross-section, solid, min.   | 0.14 mm <sup>2</sup> |
| Wire cross-section, solid, max.   | 2.5 mm <sup>2</sup>      | Wire cross-section, solid, min. (AWG)   | AWG 26               |
| Wire cross-section, solid, max. (AWG)   | AWG 14                   | Wire connection cross section, finely stranded, min.                                    | 0.14 mm <sup>2</sup> |
| Wire connection cross section, finely stranded, max.                                    | 2.5 mm <sup>2</sup>      | Wire cross-section, finely stranded, min. (AWG)   | AWG 26               |
| Wire cross-section, finely stranded, max. (AWG)   | AWG 14                   | Wire connection cross-section, finely stranded with wire-end ferrules DIN 46228/4, min. | 0.14 mm <sup>2</sup> |
| Wire connection cross-section, finely stranded with wire-end ferrules DIN 46228/4, max. | 1.5 mm <sup>2</sup>      | Conductor cross-section, flexible, AEH (DIN 46228-1), min.                              | 0.14 mm <sup>2</sup> |
| Conductor cross-section, flexible, AEH (DIN 46228-1), max.                              | 1.5 mm <sup>2</sup>      | Twin wire-end ferrules, min.  | 0.5 mm <sup>2</sup>  |
| Twin wire-end ferrules, max.  | 1 mm <sup>2</sup>        | Blade size  | 0.6 x 3.5 mm         |
| Gauge to IEC 60947-1  | A1, B1                   |   |                      |

## Classifications

|             |             |             |             |
|-------------|-------------|-------------|-------------|
| ETIM 6.0    | EC001437    | ETIM 7.0    | EC001437    |
| ETIM 8.0    | EC001437    | ECLASS 9.0  | 27-37-16-01 |
| ECLASS 9.1  | 27-37-16-01 | ECLASS 10.0 | 27-37-16-01 |
| ECLASS 11.0 | 27-37-16-01 | ECLASS 12.0 | 27-37-16-01 |

## Approvals

Approvals



|                         |            |
|-------------------------|------------|
| ROHS                    | Conform    |
| UL File Number Search   | UL Website |
| Certificate no. (cULus) | E141197    |

## TRZ 230VUC 2CO

**Weidmüller Interface GmbH & Co. KG**  
Klingenbergstraße 26  
D-32758 Detmold  
Germany

[www.weidmueller.com](http://www.weidmueller.com)

# Technical data

## Downloads

|   |   |
|---|---|
| Approval/Certificate/Document of Conformity | <a href="#">EU Konformitätserklärung / EU Declaration of Conformity</a> |
| Engineering Data                            | <a href="#">CAD data – STEP</a>   |
| Engineering Data                            | <a href="#">WSCAD, Zuken E3.S</a>                                       |
| User Documentation                          | <a href="#">Beipackzettel / Package Insert – multilingual</a>           |
| Catalogues                                  | <a href="#">Catalogues in PDF-format</a>                                |
| Brochures                                   |   |

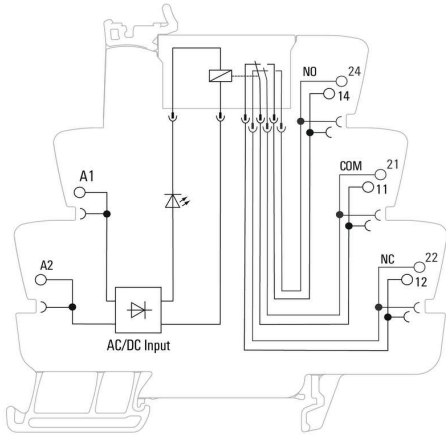
**TRZ 230VUC 2CO**

**Weidmüller Interface GmbH & Co. KG**  
 Klingenbergstraße 26  
 D-32758 Detmold  
 Germany

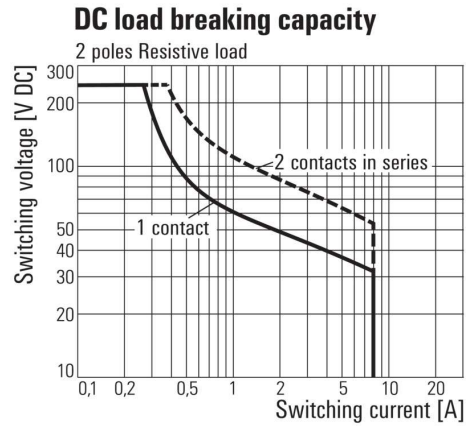
www.weidmueller.com

**Drawings**

**Wiring diagram**



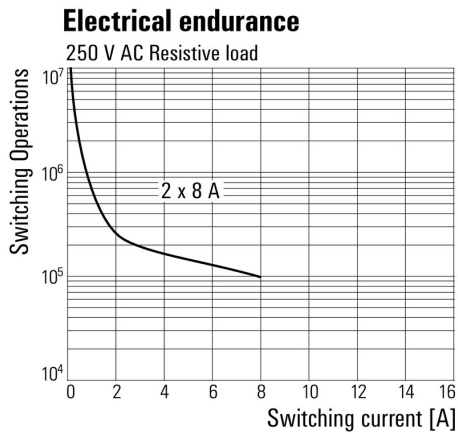
**Graph**



DC load limit curve

Resistive load

**Graph**



Electrical service life 230 V AC resistive load  
 230 V AC resistive load

**Dimensional drawing**

