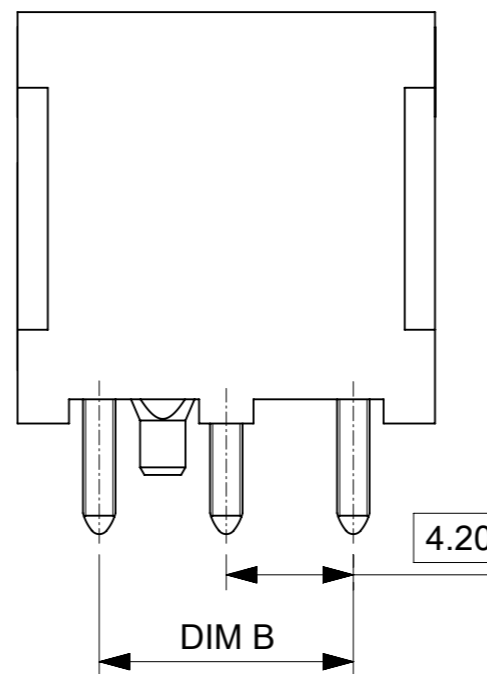
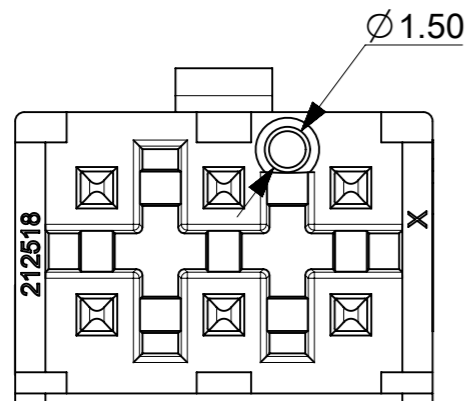
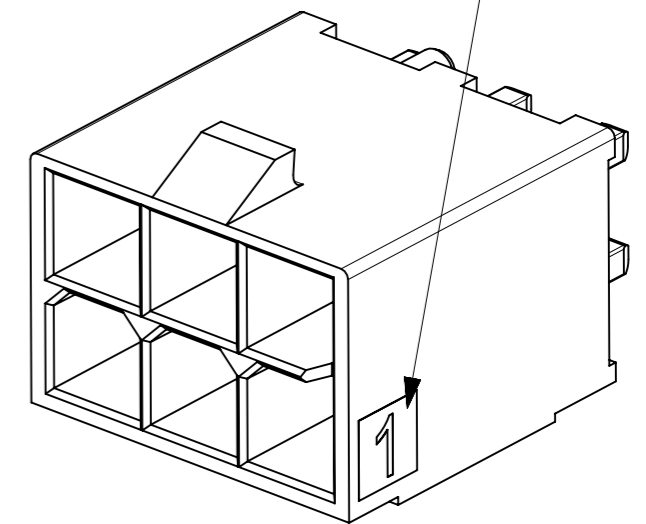


MOLEX LOGO

CKT NO.

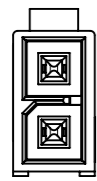


NOTES:

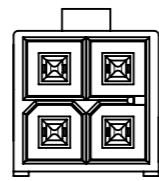
- MATERIALS:
HOUSING - LCP UL94V-0, COLOR: SEE CHART
TERMINAL - COPPER ALLOY
- TERMINAL PLATING: TIN OVER NICKEL OVERALL.
- PRODUCT SPECIFICATION: 2125150000-PS.
- PACKAGING SPECIFICATION: TRAY PACK PER: 212520001-PK
- PART MATES WITH MINI-FIT MAX RECEPTACLE SERIES 212514.
- DISCOLORIZATION IN THE BANDOLIER CARRIER AREA OF THE PIN IS INHERENT TO THE PLATING PROCESS AND IS DUE TO THE MASKING EFFECT OF THE CARRIER. THIS DISCOLORIZATION IS A NON-FUNCTIONAL AREA OF THE PIN AND WILL NOT AFFECT THE PERFORMANCE OF THE HEADER ASSEMBLY.
- CONNECTORS ARE NOT TO BE MATED OR UNMATED WHILE CIRCUITS ARE LIVE.
- PARTS ARE NOT DESIGNED FOR CURRENT SHARING.
- THIS PART CONFORMS TO CLASS "B" REQUIREMENTS OF COSMETIC SPECIFICATION PS-45499-002.
- TEXT ON PART IS FOR REFERENCE ONLY. TEXT AND TEXT LOCATION MAY VARY DEPENDING ON PART NUMBER AND/OR TOOL.

FUNCTIONAL SYMBOLS	THIS DRAWING CONTAINS INFORMATION THAT IS PROPRIETARY TO MOLEX ELECTRONIC TECHNOLOGIES, LLC AND SHOULD NOT BE USED WITHOUT WRITTEN PERMISSION		CURRENT REV DESC:		molex
	MM	SCALE			
FA = 0	mm	4:1			MINI-FIT MAX DR HDR VERTICAL VERT. HEADER ASSY 2-12 CKT
FE = 0	GENERAL TOLERANCES (UNLESS SPECIFIED)				
FE = 0	ANGULAR TOL ± °				PRODUCT CUSTOMER DRAWING
DIVISIONAL SYMBOLS		4 PLACES ±			
		3 PLACES ±			DOCUMENT NUMBER
		2 PLACES ± 0.25			
		1 PLACE ± 0.5			DOC TYPE
		0 PLACES ±			
DRAFT WHERE APPLICABLE MUST REMAIN WITHIN DIMENSIONS		THIRD ANGLE PROJECTION	DRAWING	SERIES	DOC PART
			A3-SIZE	212520	
			MATERIAL NUMBER	CUSTOMER	REVISION
			SEE TABLE	GENERAL MARKET	
					1 OF 2

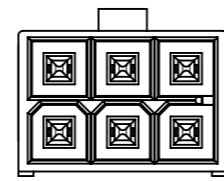
TIN PLATING				
CKT SIZE	PART NO.	DIM A	DIM B	DIM C
2	212520-1002	5.40	NA	NA
4	212520-1004	9.60	4.2	2.10
6	212520-1006	13.80	8.40	4.20
8	212520-1008	18.00	12.60	6.30
10	212520-1010	22.20	16.80	8.40
12	212520-1012	26.40	21.00	10.50



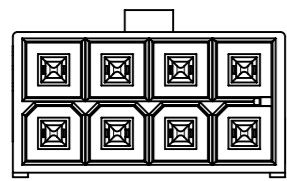
2 CKT



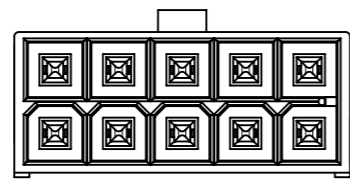
4 CKT



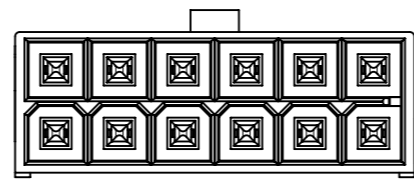
6 CKT



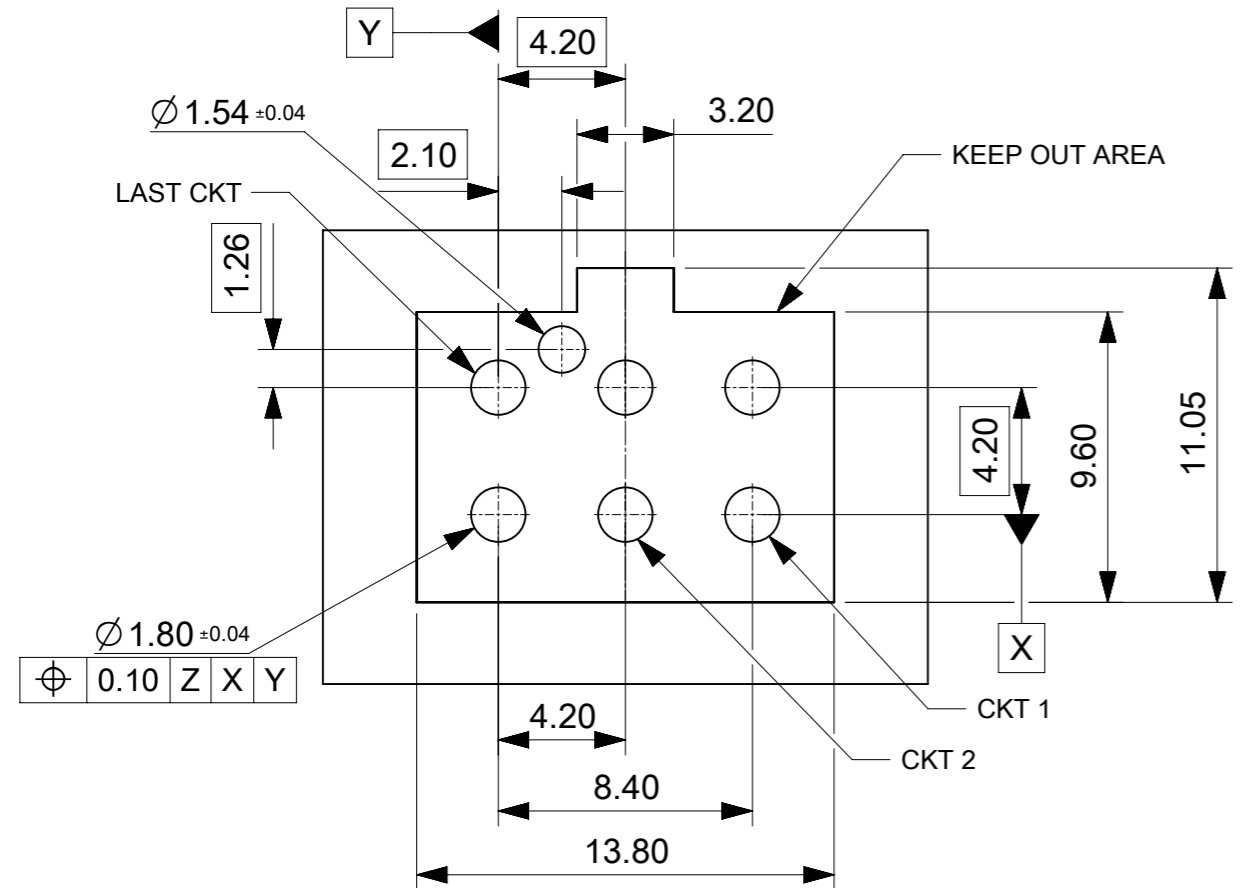
8 CKT



10 CKT



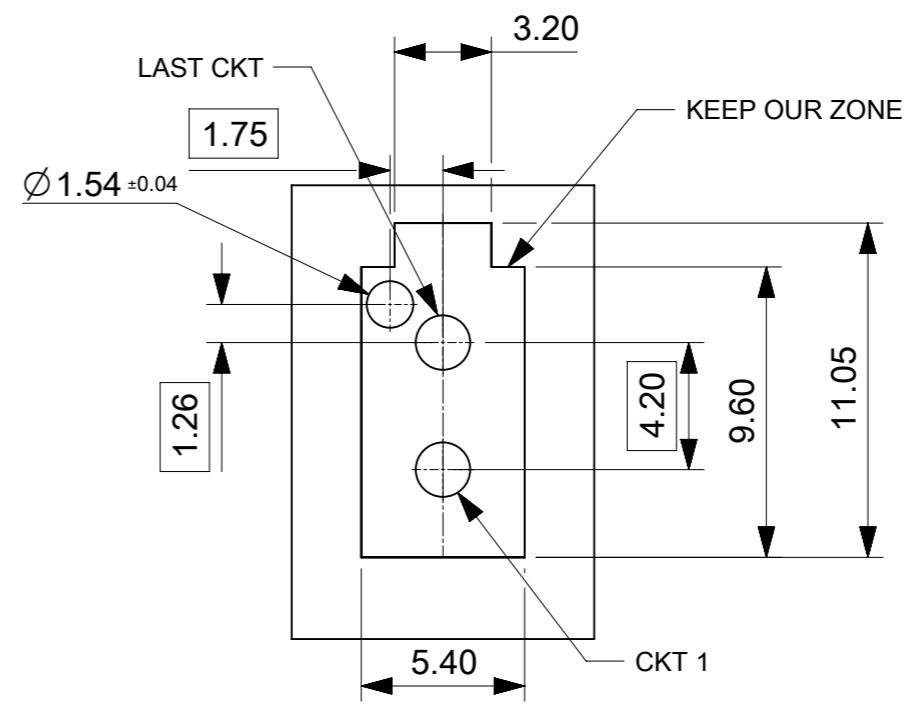
12 CKT



FOR 4 TO 12CKTS

PCB LAYOUT COMPONENT SIDE
RECOMENDED PCB THICKNESS 1.60MM-2.40MM

NOTE: DATUM -Z- IS ON PCB COMPONENT SIDE



FOR 2CKTS

FUNCTIONAL SYMBOLS	THIS DRAWING CONTAINS INFORMATION THAT IS PROPRIETARY TO MOLEX ELECTRONIC TECHNOLOGIES, LLC AND SHOULD NOT BE USED WITHOUT WRITTEN PERMISSION		CURRENT REV DESC:					
	$\nabla_A = 0$ $\nabla_E = 0$ $\nabla_V = 0$	DIMENSION UNITS: mm SCALE: 4:1						GENERAL TOLERANCES (UNLESS SPECIFIED) ANGULAR TOL ± °
DIVISIONAL SYMBOLS	4 PLACES ±	EC NO: 679543		MINI-FIT MAX DR HDR VERTICAL VERT. HEADER ASSY 2-12 CKT				
	3 PLACES ±	DRWN: ZIXUAG 2021/09/28						
	2 PLACES ± 0.25	CHK'D: XQZHANG 2021/09/29		PRODUCT CUSTOMER DRAWING				
	1 PLACE ± 0.5	APPR: XQZHANG 2021/09/29						
0 PLACES ±	INITIAL REVISION:		DOCUMENT NUMBER		DOC TYPE	DOC PART	REVISION	
DRAFT WHERE APPLICABLE MUST REMAIN WITHIN DIMENSIONS		DRWN: SCHEN76 2020/04/24		2125200001-SD		PSD	000	B1
THIRD ANGLE PROJECTION		APPR: YXZHENG 2020/05/13		MATERIAL NUMBER		CUSTOMER		SHEET NUMBER
		DRAWING: A3-SIZE		SERIES: 212520		GENERAL MARKET		2 OF 2