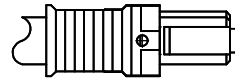
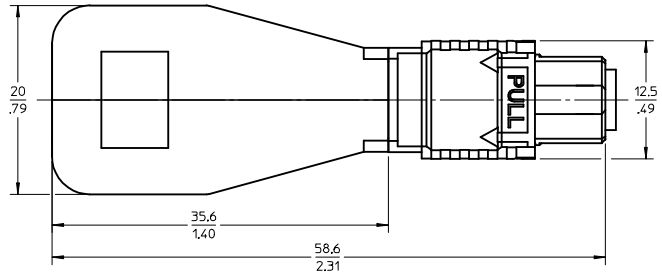
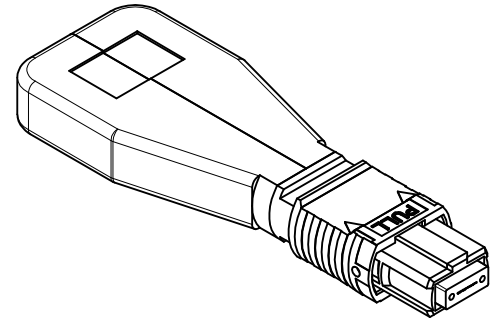


PART NUMBER	CHANNELS	TYPE	PINOUT (SEE CHARTS)	INSERTION LOSS SPEC PER ASSEMBLY (SEE NOTE 2)	POLISH TYPE
1060051000	12	SM	12 CHANNEL STANDARD	1.5 dB	APC
1060051001		MM 50/125		1.0 dB	PC
1060051002		MM 62.5/125			
1060051003	8	MM 50/125	8 CHANNEL STANDARD	5 ±1 dB	APC
1060051500		5dB ATTEN		1.5 dB	APC
1060051501		MM 50/125		1.0 dB	PC
1060051502	MM 62.5/125				
1060051503	MM 50/125	5dB ATTEN	5 ±1 dB	APC	
1060051100	12	MM 50/125	12 CHANNEL QSFP	1.0 dB	PC
1060051102				2 ±1 dB	APC
1060051007		SM		1.5 dB	APC

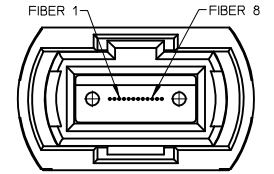
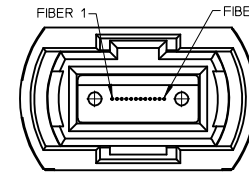
12 CHANNEL STD	
FIBER 1 TO 7	
2 TO 8	
3 TO 9	
4 TO 10	
5 TO 11	
6 TO 12	

12 CHANNEL QSFP	
FIBER 1 TO 12	
2 TO 11	
3 TO 10	
4 TO 9	
5, 6, 7, 8 EMPTY	

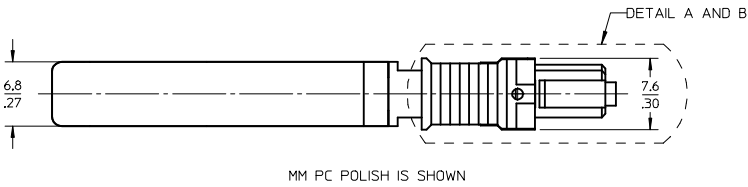
8 CHANNEL STD	
FIBER 1 TO 5	
2 TO 6	
3 TO 7	
4 TO 8	



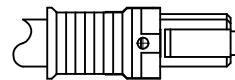
DETAIL A
FOR SM ANGLE POLISH
(SEE TABLE)



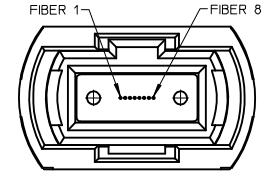
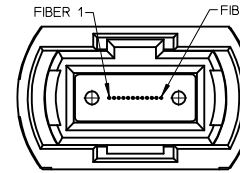
SM ANGLE POLISH IS SHOWN



MM PC POLISH IS SHOWN



DETAIL B
FOR MM ANGLE POLISH
(SEE TABLE)



MM PC AND ANGLE POLISH ARE SHOWN

PIN OUT DIAGRAMS

NOTES:

- LOOPBACK ASSEMBLY AND ITS COMPONENTS SHALL COMPLY WITH EU DIRECTIVE 2011/65/EU ON THE RESTRICTION OF THE USE OF HAZARDOUS SUBSTANCES IN ELECTRICAL AND ELECTRONIC EQUIPMENT (RoHS).
- INSERTION LOSS (IL) SHOWN IS PER CHANNEL (2 MATED PAIRS).

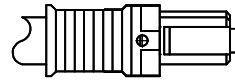
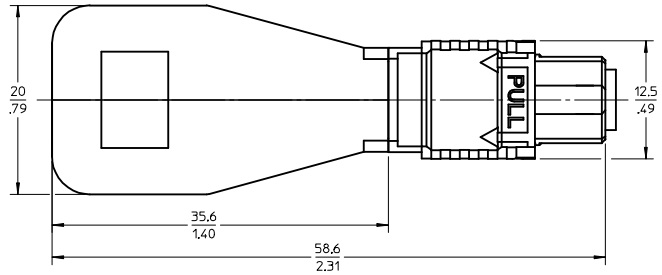
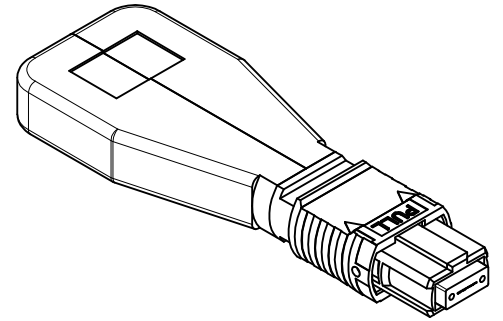
ENTER DESCRIPTION EC NO: MF2014-0294 DRWN: GUMIN 2013/11/04 CHKD: GUMIN APPR: GUMIN 2013/11/05	QUALITY SYMBOLS ▽=0 ▽=0	GENERAL TOLERANCES (UNLESS SPECIFIED)		DIMENSION STYLE	SCALE	DESIGN UNITS	THIRD ANGLE PROJECTION	
		mm	INCH	MM/IN	2.5:1	METRIC		
		4 PLACES ± ---	± ---	DRAWN BY	DATE	TITLE		
		3 PLACES ± ---	± ---	SERNST	2007/11/12	LOW PROFILE MTP LOOPBACK CONNECTOR		
2 PLACES ± ---	± ---	CHECKED BY	DATE	APPROVED BY				
1 PLACE ± ---	± ---	ANGULAR ± 1°		MATERIAL NO.		DOCUMENT NO.		
DRAFT WHERE APPLICABLE MUST REMAIN WITHIN DIMENSIONS		SEE TABLE		MOLEX INCORPORATED		SHEET NO. 1 OF 1		
THIS DRAWING CONTAINS INFORMATION THAT IS PROPRIETARY TO MOLEX INCORPORATED AND SHOULD NOT BE USED WITHOUT WRITTEN PERMISSION								

PART NUMBER	CHANNELS	TYPE	PINOUT (SEE CHARTS)	INSERTION LOSS SPEC PER ASSEMBLY (SEE NOTE 2)	POLISH TYPE
1060051000	12	SM	12 CHANNEL STANDARD	1.5 dB	APC
1060051001		MM 50/125		1.0 dB	PC
1060051002		MM 62.5/125			
1060051003	8	MM 50/125	8 CHANNEL STANDARD	5 ±1 dB	APC
1060051500		5dB ATTEN		1.5 dB	APC
1060051501		MM 50/125		1.0 dB	PC
1060051502	MM 62.5/125				
1060051503	MM 50/125	5dB ATTEN	5 ±1 dB	APC	
1060051100	12	MM 50/125	12 CHANNEL QSFP	1.0 dB	PC
1060051102				2 ±1 dB	APC
1060051007		SM		1.5 dB	APC

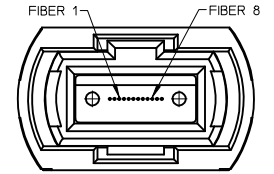
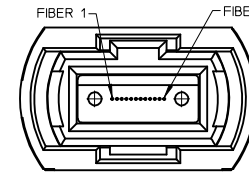
12 CHANNEL STD	
FIBER 1 TO 7	
2 TO 8	
3 TO 9	
4 TO 10	
5 TO 11	
6 TO 12	

12 CHANNEL QSFP	
FIBER 1 TO 12	
2 TO 11	
3 TO 10	
4 TO 9	
5, 6, 7, 8 EMPTY	

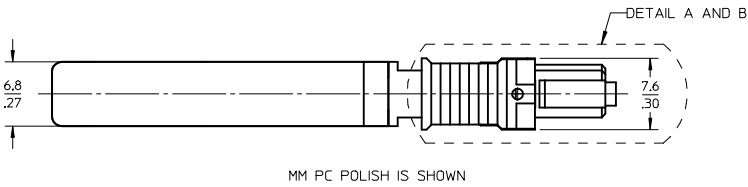
8 CHANNEL STD	
FIBER 1 TO 5	
2 TO 6	
3 TO 7	
4 TO 8	



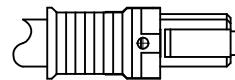
DETAIL A
FOR SM ANGLE POLISH
(SEE TABLE)



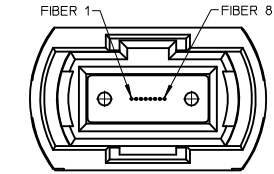
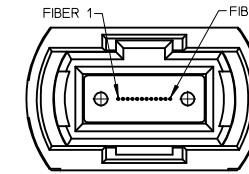
SM ANGLE POLISH IS SHOWN



MM PC POLISH IS SHOWN



DETAIL B
FOR MM ANGLE POLISH
(SEE TABLE)



MM PC AND ANGLE POLISH ARE SHOWN

PIN OUT DIAGRAMS

NOTES:

- LOOPBACK ASSEMBLY AND ITS COMPONENTS SHALL COMPLY WITH EU DIRECTIVE 2011/65/EU ON THE RESTRICTION OF THE USE OF HAZARDOUS SUBSTANCES IN ELECTRICAL AND ELECTRONIC EQUIPMENT (RoHS).
- INSERTION LOSS (IL) SHOWN IS PER CHANNEL (2 MATED PAIRS).

ENTER DESCRIPTION EC NO: MF2014-0294 DRWN: GUMIN 2013/11/04 CHKD: GUMIN APPR: GUMIN 2013/11/05	QUALITY SYMBOLS ▽=0 ▽=0	GENERAL TOLERANCES (UNLESS SPECIFIED)		DIMENSION STYLE	SCALE	DESIGN UNITS	THIRD ANGLE PROJECTION	
		mm	INCH	MM/IN	2.5:1	METRIC		
		4 PLACES ± ---	± ---	DRAWN BY	DATE	TITLE		
		3 PLACES ± ---	± ---	SERNST	2007/11/12	LOW PROFILE MTP LOOPBACK CONNECTOR		
2 PLACES ± ---	± ---	CHECKED BY	DATE	APPROVED BY				
1 PLACE ± ---	± ---	ANGULAR ± 1°		MATERIAL NO.		DOCUMENT NO.		
DRAFT WHERE APPLICABLE MUST REMAIN WITHIN DIMENSIONS		SEE TABLE		MOLEX INCORPORATED		SHEET NO. 1 OF 1		
THIS DRAWING CONTAINS INFORMATION THAT IS PROPRIETARY TO MOLEX INCORPORATED AND SHOULD NOT BE USED WITHOUT WRITTEN PERMISSION								