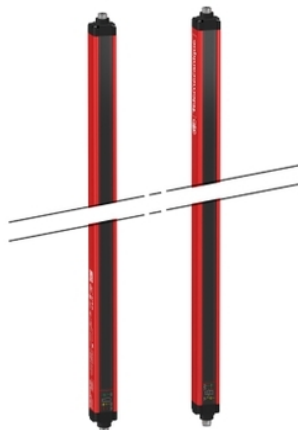


XUSL4E14F061NS2

Safety light curtain type 4, Telemecanique
Safety light curtains XUSL, XUSL Slave2, For
finger protection, Hp = 610 mm, R=14 mm



Main

| | |
|----------------------------------|---|
| Range of Product | Telemecanique Safety light curtains XUSL |
| Product or Component Type | Safety light curtain type 4 |
| Device short name | XUSL4E |
| Output type | 2 safety outputs OSSD solid-state PNP arc suppression) |
| Product Specific Application | For finger protection |
| [R] Resolution | 0.55 in (14 mm) |
| [Sn] nominal sensing distance | 3.28...19.69 Ft (1...6 m) by cabling 0.00...9.84 ft (0...3 m) by cabling |
| [Hp] Height protected | 24.02 in (610 mm) |
| Number of beams | 60 |
| Type of start / restart | Automatic Manual |
| External Device Monitoring (EDM) | Selected by wiring |

Complementary

| | |
|--------------------------------|--|
| Detection system | Transmitter-receiver system |
| Kit composition | Adjustable mounting bracket(s) 1 receiver(s) 1 transmitter(s) 1 user guide with certificate of conformity on CD-ROM |
| [EAA] effective aperture angle | 2.5 ° at 3 m |
| Emission | IR LED 0.000037402 in (950 nm) |
| [Us] rated supply voltage | 24 V DC +/- 20 % |
| Supply | Power supply IEC 61496-1 Power supply IEC 60204-1 |
| [Ie] rated operational current | 2 A |
| Current consumption | 42 mA no-load transmitter 83 mA no-load receiver 42 mA transmitter 900 mA with maximum load receiver |
| Output current limits | 0.4 A safety outputs OSSD |
| Output voltage | 24 V |
| Output circuit type | DC |
| Maximum voltage drop | <0.5 V |
| Local signalling | 1 multi-colour LED transmitter 2 dual colour LEDs receiver |
| Electrical connection | 1 male connector M12 5 pins transmitter 1 male connector M12 8 pins receiver |
| Function available | Test Muting through external safety module XPSLCMUT1160 LED display of operating modes and faults |
| Marking | CE |
| Material | Aluminium casing Polycarbonate front panel Polypropylene end caps |
| Housing colour | Red RAL 3000 |
| Fixing Mode | By fixing brackets |

The information provided in this documentation contains general descriptions and/or technical characteristics of the performance of the products contained herein. This documentation is not intended as a substitute for and is not to be used for determining suitability or reliability of these products for specific user applications. It is the duty of any such user or integrator to perform the appropriate and complete risk analysis, evaluation and testing of the products with respect to the relevant specific application or use thereof. Neither Schneider Electric Industries SAS nor any of its affiliates or subsidiaries shall be responsible or liable for misuse of the information contained herein.

| | |
|------------|-----------------------|
| Net Weight | 2.69 lb(US) (1.22 kg) |
| Offer type | Standard distance |
| Topology | Daisy chain slave2 |

Environment

| | |
|---------------------------------------|--|
| Directives | 89/336/EEC - electromagnetic compatibility 89/655/EEC - work equipment 98/37/EEC - machinery |
| Product Certifications | TÜV CE cULus |
| Safety level (correctly wired) | Type 4 IEC 61496-1 SIL 3 IEC 61508 SILCL 3 IEC 62061 Category 4 EN/ISO 13849-1 PL = e EN/ISO 13849-1 |
| Optical characteristic | Resistance to light disturbance EN/IEC 61496-2 |
| Mission time | 20 year(s) |
| Safety reliability data | PFHd = 1.06E-8 1/h IEC 61508 |
| Ambient Air Temperature for Operation | 14...131 °F (-10...55 °C) -4...131 °F (-20...55 °C) |
| Ambient Air Temperature for Storage | -31...158 °F (-35...70 °C) -13...158 °F (-25...70 °C) |
| Relative Humidity | 0...95 % without condensation |
| IP degree of protection | IP65 IP67 |
| Shock resistance | 10 gn 16 ms IEC 61496-1 |
| Vibration resistance | 0.35 +/- 0.05 mm 10...55 Hz)IEC 61496-1 |

Ordering and shipping details

| | |
|-----------------------|-----------------------------|
| Category | 22455-LIGHT CURTAINS - XUSL |
| Discount Schedule | DS2 |
| GTIN | 3389119620130 |
| Nbr. of units in pkg. | 1 |
| Package weight(Lbs) | 5.29 lb(US) (2.4 kg) |
| Returnability | No |
| Country of origin | IT |

Packing Units

| | |
|------------------------|-------------------|
| Unit Type of Package 1 | PCE |
| Package 1 Height | 5.31 in (13.5 cm) |
| Package 1 width | 7.68 in (19.5 cm) |
| Package 1 Length | 27.56 in (70 cm) |

Offer Sustainability

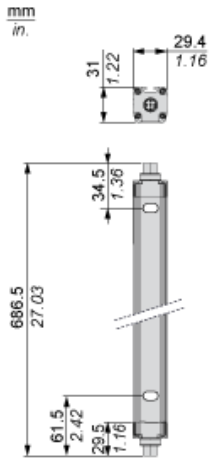
| | |
|----------------------------|---|
| Sustainable offer status | Green Premium product |
| California proposition 65 | WARNING: This product can expose you to chemicals including: Diisononyl phthalate (DINP), which is known to the State of California to cause cancer, and Di-isodecyl phthalate (DIDP), which is known to the State of California to cause birth defects or other reproductive harm. For more information go to www.P65Warnings.ca.gov |
| REACH Regulation | REACH Declaration |
| REACH free of SVHC | Yes |
| EU RoHS Directive | Pro-active compliance (Product out of EU RoHS legal scope) EU RoHS Declaration |
| Toxic heavy metal free | Yes |
| Mercury free | Yes |
| RoHS exemption information | Yes |

| | |
|--------------------------|---|
| Environmental Disclosure | Product Environmental Profile |
| Circularity Profile | End Of Life Information |

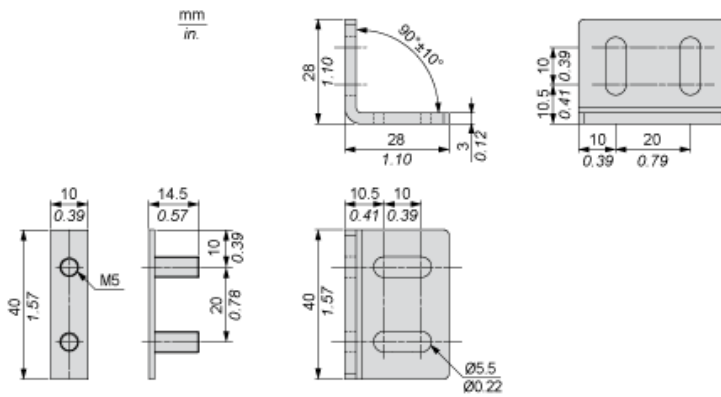
Contractual warranty

| | |
|----------|-----------|
| Warranty | 18 months |
|----------|-----------|

Dimensions



Brackets Dimensions



Mounting and Clearance

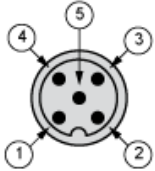


- (1) Insert
- (2) Bracket
- (3) Washer
- (4) Spring washer
- (5) Nut

Wiring Diagrams

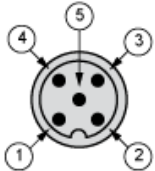
Transmitter Connections

Slave primary connector at the bottom



- (1) +24 Vdc
- (2) Master/Slave_A
- (3) 0 Vdc
- (4) Master/Slave_B
- (5) FE

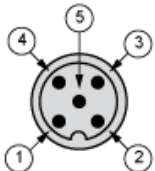
Slave secondary connector at the top



- (1) +24 Vdc
- (2) Master/Slave_A
- (3) 0 Vdc
- (4) Master/Slave_B
- (5) FE

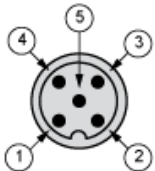
Receiver Connections

Slave primary connector at the bottom



- (1) +24 Vdc
- (2) Master/Slave_A
- (3) 0 Vdc
- (4) Master/Slave_B
- (5) FE

Slave secondary connector at the top



- (1) +24 Vdc
- (2) Master/Slave_A
- (3) 0 Vdc
- (4) Master/Slave_B
- (5) FE