

## Cable - FLK 40/EZ-DR/ 100/SLC - 2294623

Please be informed that the data shown in this PDF Document is generated from our Online Catalog. Please find the complete data in the user's documentation. Our General Terms of Use for Downloads are valid (<http://phoenixcontact.com/download>)




Round cable set; controller: Allen-Bradley SLC 500 (OB 32, IB 32); connection 1: IDC/FLK socket strip (1x 40-position); connection 2: IDC/FLK socket strip (1x 40-position); cable length: 1 m

### Your advantages

- ✓ Passive interface modules (VIP-3/SC/FLK40, etc.) are connected to the I/O cards using the system cable

### Key Commercial Data

Packing unit	1 pc
GTIN	 4 017918 148997
GTIN	4017918148997

### Technical data

#### Ambient conditions

Ambient temperature (operation)	-40 °C ... 70 °C (fixed installation)
	-10 °C ... 70 °C (flexible installation)
Ambient temperature (storage/transport)	-40 °C ... 80 °C
Maximum altitude	≤ 2000 m
Degree of protection	IP00
	≥ IP54 (Installation location)

#### General

Max. permissible operating voltage	25 V AC
	60 V DC
Max. current carrying capacity per path	1 A (50 °C)
	0.6 A (70 °C)
Length of cable	1 m
External cable diameter	9.9 mm ±0.4 mm
Single wire, cross section	0.14 mm <sup>2</sup>
Single wire, cross section [AWG]	26

# Cable - FLK 40/EZ-DR/ 100/SLC - 2294623

## Technical data

### General

Single wire, number of litz wires	7
Single wire, material	Cu tin-plated
Wire diameter incl. insulation	1 mm ±0.03 mm
Smallest bending radius, fixed installation	82 mm
Smallest bending radius, movable installation	155 mm
Bending cycles	5000 (at a radius of ≥ 15x outside diameter)
Cable, preassembly	Insulation displacement, IEC 60352-4/DIN EN 60352-4
Shielding	no
Cable insulation resistance	≥ 20 MΩ/km (20 °C)
Cable resistance	≤ 145 Ω/km (20 °C)
Outer sheath, material	Semi-rigid PVC
External sheath, color	gray
Degree of protection	IP00
	≥ IP54 (Installation location)
Nominal operating mode	100% operating factor

### Connection data

Connection name	Field level
Connection in acc. with standard	IEC 60603-13
Connection method	IDC/FLK socket strip
Number of connections	1
Number of positions	40
Insertion/withdrawal cycles	> 50
Pitch	2.54 mm

### Connection data 2

Connection name	Controller level
Connection in acc. with standard	IEC 60603-13
Connection method	IDC/FLK socket strip
Number of connections	1
Number of positions	40
Insertion/withdrawal cycles	> 50
Channels which can be connected	32
Pitch	2.54 mm

### Standards and Regulations

Flame resistance	UL VW-1
	CSA FT-1
	IEC 60332-1-2
	VDE 0842, Part 332-1-2
	IEC 60332-3-22
Resistance to oil	against occasional splashes

# Cable - FLK 40/EZ-DR/ 100/SLC - 2294623

## Technical data

### Standards and Regulations

Gasoline resistance	against occasional splashes
Designation	Air clearances and creepage distances
Standards/regulations	DIN EN 50178
Rated insulation voltage	63 V
Rated surge voltage	0.6 kV
Insulation	Functional insulation
Degree of pollution	2
Overvoltage category	II

### Supported controller

Controller	ALLEN-BRADLEY SLC 500
- suitable I/O card	1746 OB 32
	1746 OV 32
	1746 IB 32
	1746 IV 32

### Color code

Connector 1 = connector 2 (optional) = wire color	IDC/FLK40 (1) = IDC/FLK40 (1) = black
	IDC/FLK40 (2) = IDC/FLK40 (2) = brown
	IDC/FLK40 (3) = IDC/FLK40 (3) = red
	IDC/FLK40 (4) = IDC/FLK40 (4) = orange
	IDC/FLK40 (5) = IDC/FLK40 (5) = yellow
	IDC/FLK40 (6) = IDC/FLK40 (6) = green
	IDC/FLK40 (7) = IDC/FLK40 (7) = blue
	IDC/FLK40 (8) = IDC/FLK40 (8) = violet
	IDC/FLK40 (9) = IDC/FLK40 (9) = gray
	IDC/FLK40 (10) = IDC/FLK40 (10) = white
	IDC/FLK40 (11) = IDC/FLK40 (11) = white-black
	IDC/FLK40 (12) = IDC/FLK40 (12) = white-brown
	IDC/FLK40 (13) = IDC/FLK40 (13) = white-red
	IDC/FLK40 (14) = IDC/FLK40 (14) = white-orange
	IDC/FLK40 (15) = IDC/FLK40 (15) = white-yellow
	IDC/FLK40 (16) = IDC/FLK40 (16) = white-green
	IDC/FLK40 (17) = IDC/FLK40 (17) = white-blue
	IDC/FLK40 (18) = IDC/FLK40 (18) = white-violet
	IDC/FLK40 (19) = IDC/FLK40 (19) = white-gray
	IDC/FLK40 (20) = IDC/FLK40 (20) = brown-black
	IDC/FLK40 (21) = IDC/FLK40 (21) = brown-red
	IDC/FLK40 (22) = IDC/FLK40 (22) = brown-orange
	IDC/FLK40 (23) = IDC/FLK40 (23) = brown-yellow
	IDC/FLK40 (24) = IDC/FLK40 (24) = brown-green
	IDC/FLK40 (25) = IDC/FLK40 (25) = brown-blue

# Cable - FLK 40/EZ-DR/ 100/SLC - 2294623

## Technical data

### Color code

	IDC/FLK40 (26) = IDC/FLK40 (26) = brown-violet
	IDC/FLK40 (27) = IDC/FLK40 (27) = brown-gray
	IDC/FLK40 (28) = IDC/FLK40 (28) = brown-white
	IDC/FLK40 (29) = IDC/FLK40 (29) = green-black
	IDC/FLK40 (30) = IDC/FLK40 (30) = green-brown
	IDC/FLK40 (31) = IDC/FLK40 (31) = green-red
	IDC/FLK40 (32) = IDC/FLK40 (32) = green-orange
	IDC/FLK40 (33) = IDC/FLK40 (33) = green-blue
	IDC/FLK40 (34) = IDC/FLK40 (34) = green-violet
	IDC/FLK40 (35) = IDC/FLK40 (35) = green-gray
	IDC/FLK40 (36) = IDC/FLK40 (36) = green-white
	IDC/FLK40 (37) = IDC/FLK40 (37) = yellow-black
	IDC/FLK40 (38) = IDC/FLK40 (38) = yellow-brown
	IDC/FLK40 (39) = IDC/FLK40 (39) = yellow-red
	IDC/FLK40 (40) = IDC/FLK40 (40) = yellow-orange

### Environmental Product Compliance

China RoHS	Environmentally Friendly Use Period = 50
	For details about hazardous substances go to tab "Downloads", Category "Manufacturer's declaration"

## Approvals


### Approvals

Approvals

UL Listed / cUL Listed / EAC / cULus Listed


Ex Approvals

### Approval details

UL Listed		<a href="http://database.ul.com/cgi-bin/XYV/template/LISEXT/1FRAME/index.htm">http://database.ul.com/cgi-bin/XYV/template/LISEXT/1FRAME/index.htm</a>	FILE E 238705
Nominal voltage UN	125 V		
Nominal current IN	1 A		

# Cable - FLK 40/EZ-DR/ 100/SLC - 2294623

## Approvals

cUL Listed		<a href="http://database.ul.com/cgi-bin/XYV/template/LISEXT/1FRAME/index.htm">http://database.ul.com/cgi-bin/XYV/template/LISEXT/1FRAME/index.htm</a>	FILE E 238705
Nominal voltage UN		125 V	
Nominal current IN		1 A	

EAC		RU C- DE.A*30.B00767
-----	---	-------------------------

cULus Listed	
--------------	---

Phoenix Contact 2019 © - all rights reserved  
<http://www.phoenixcontact.com>

PHOENIX CONTACT GmbH & Co. KG  
Flachsmarktstr. 8  
32825 Blomberg  
Germany  
Tel. +49 5235 300  
Fax +49 5235 3 41200  
<http://www.phoenixcontact.com>