

## Contact insert module - HC-M-25-CT-M - 1414374

Please be informed that the data shown in this PDF Document is generated from our Online Catalog. Please find the complete data in the user's documentation. Our General Terms of Use for Downloads are valid (<http://phoenixcontact.com/download>)




Contact insert module, number of positions: 25, power contacts: 0, control contacts: 25, Pin, Crimp connection, 50 V, 4 A, 0.08 mm<sup>2</sup> ... 0.5 mm<sup>2</sup>, application: Signal



COMPLIANT

### Key Commercial Data

Packing unit	5 pc
Minimum order quantity	5 pc
GTIN	 4 055626 025278
GTIN	4055626025278

### Technical data

#### Dimensions

Height	34 mm
Width	34.2 mm
Length	14.6 mm

#### Electrical characteristics

Rated voltage (III/3)	50 V
Rated current	4 A
Rated surge voltage	0.8 kV
Connection profile	25

#### Ambient conditions

Ambient temperature (operation)	-40 °C ... 125 °C
---------------------------------	-------------------

#### Mechanical characteristics

Conductor cross section	0.08 mm <sup>2</sup> ... 0.5 mm <sup>2</sup>
Connection cross section AWG	28 ... 20
Stripping length of the individual wire	4.2 mm
External cable diameter	2.2 mm

# Contact insert module - HC-M-25-CT-M - 1414374

## Technical data

### Mechanical characteristics

Contact diameter	1 mm
Insertion/withdrawal cycles	≥ 500
Minimum housing height	52 mm

### General

Note	For HEAVYCON housing type B6 to B48, HC-M-B...MF-... module carrier frame required
	Connectors may be operated only when there is no load/voltage.
Series	HC-M-25
Color	light gray
Number of module slots	1
Connection method	Crimp connection
Contact type	turned
Flammability rating according to UL 94	V0
Degree of pollution	3
Overvoltage category	III
Assembly instructions	To ensure correct use, installation in housing with IP54 protection or better is required

### Material data

Contact material	Copper alloy
Contact surface material	Au
Contact carrier material	PC

### Standards and Regulations

Flammability rating according to UL 94	V0
--	----

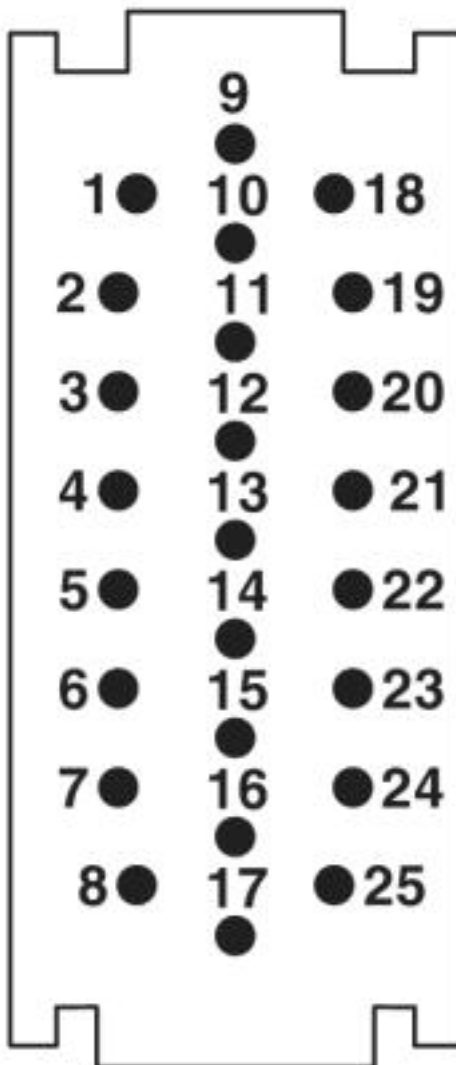
### Environmental Product Compliance

China RoHS	Environmentally friendly use period: unlimited = EFUP-e
	No hazardous substances above threshold values

## Drawings

# Contact insert module - HC-M-25-CT-M - 1414374

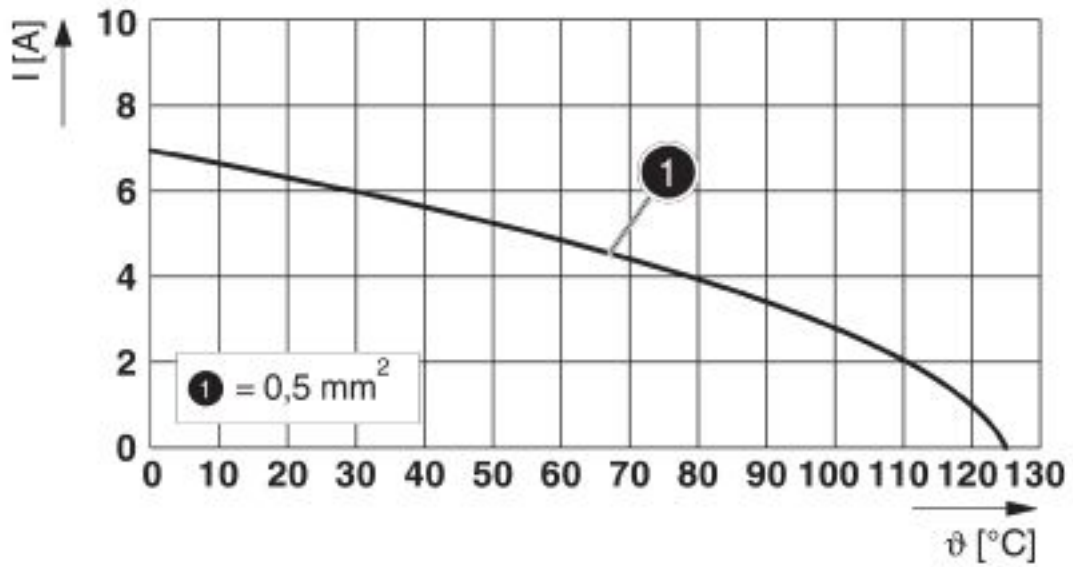
Schematic diagram



Connector pin assignment, connection side

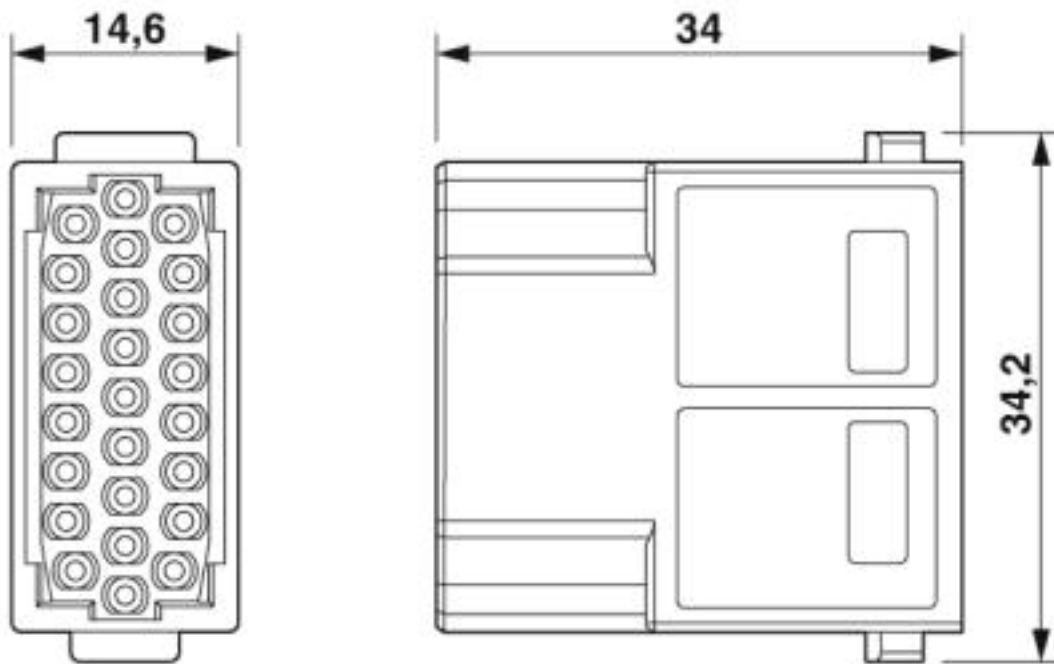
# Contact insert module - HC-M-25-CT-M - 1414374

Diagram



Derating diagram

Dimensional drawing



Approvals

Approvals

# Contact insert module - HC-M-25-CT-M - 1414374


## Approvals


Approvals

CSA / UL Recognized / EAC

Ex Approvals

### Approval details

CSA		<a href="http://www.csagroup.org/services-industries/product-listing/">http://www.csagroup.org/services-industries/product-listing/</a>	13631
Nominal voltage UN		30 V	
Nominal current IN		4 A	
mm <sup>2</sup> /AWG/kcmil		20	

UL Recognized		<a href="http://database.ul.com/cgi-bin/XYV/template/LISEXT/1FRAME/index.htm">http://database.ul.com/cgi-bin/XYV/template/LISEXT/1FRAME/index.htm</a>	E118976
Nominal voltage UN		50 V	
Nominal current IN		5 A	
mm <sup>2</sup> /AWG/kcmil		20	

EAC		RU C- DE.AI30.B.01102
-----	---	--------------------------

Phoenix Contact 2019 © - all rights reserved  
<http://www.phoenixcontact.com>

PHOENIX CONTACT GmbH & Co. KG  
Flachsmarktstr. 8  
32825 Blomberg  
Germany  
Tel. +49 5235 300  
Fax +49 5235 3 41200  
<http://www.phoenixcontact.com>