

ECN/PCN No.: 4266

For Manufacturer			
Product Description: SMD VC/TCXO	Abracon Part Number / Part Series: ASVTX-12/ASTX-12	<input type="checkbox"/> Documentation only <input checked="" type="checkbox"/> ECN <input type="checkbox"/> EOL	<input checked="" type="checkbox"/> Series <input type="checkbox"/> Part Number
Affected Revision: J	New Revision: K	Application:	<input type="checkbox"/> Safety <input checked="" type="checkbox"/> Non-Safety

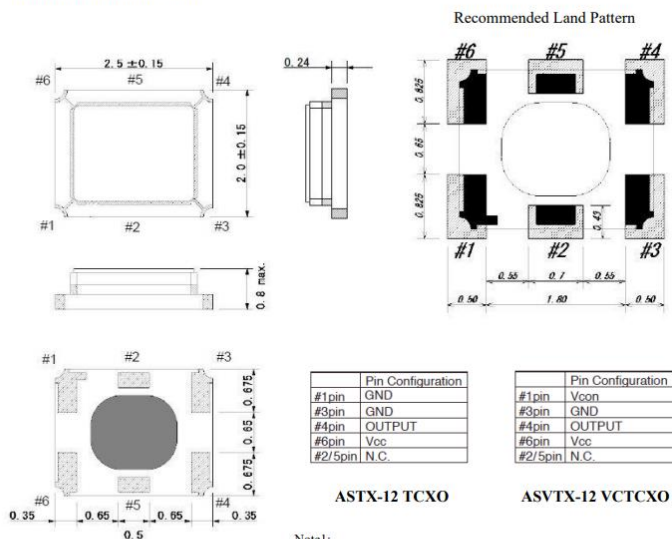
Prior to Change:
ASTX-12/ASVTX-12 Rev. J

SPQ Options

Packaging
T: 1,000pcs/reel
T3: 3,000pcs/reel

Mechanical Dimensions

7.0 Mechanical Dimensions 1

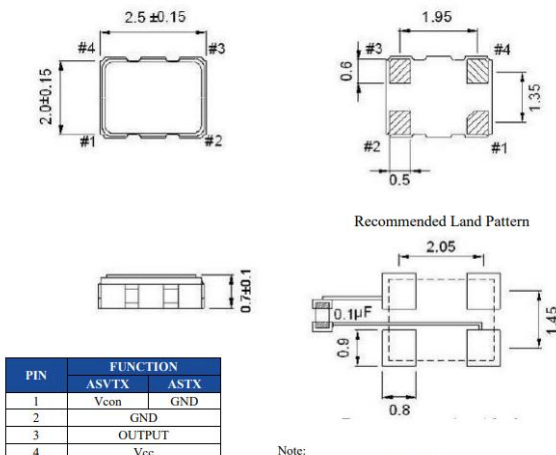


Note1:
It is recommended that a by-pass capacitor of 0.01uF value be placed between pin #6 and pin #3 and an AC-coupling capacitor of the same value be placed in series with pin#4 for optimal performance.
For ASTX, please connect pin #1 and #3 to GND.

Note2:
Pin#2 and Pin#5 should be left floating (No Connect = N.C.)

Dimensions: mm

Mechanical Dimensions 2



Note:
It is recommended that a by-pass capacitor of 0.1uF value be placed between pin #2 and pin #4 and an AC-coupling capacitor of the same value be placed in series with pin#3 for optimal performance.

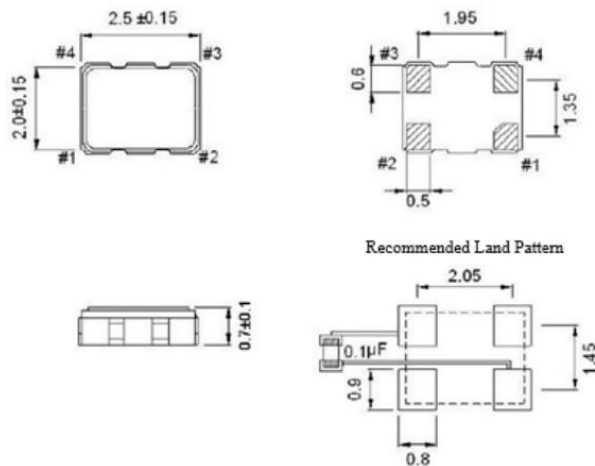
After Change:
ASTX-12/ASVTX-12 Rev. K

SPQ Options

Packaging
T3: 3,000pcs/reel

Mechanical Dimensions

Mechanical Dimensions



Dimensions: mm

PIN	FUNCTION	
	ASVFX	ASTX
1	Vcon	GND
2	GND	
3	OUTPUT	
4	Vcc	

Note:

It is recommended that a by-pass capacitor of 0.1uF value be placed between pin #2 and pin #4 and an AC-coupling capacitor of the same value be placed in series with pin#3 for optimal performance.

Cause/Reason for Change:

Discontinuation of the 6 pad package configuration.

Change Plan

Effective Date:

4/8/2022

Additional Remarks:

Change Declaration:

Issued Date:

4/8/2022

Issued By:

Issued Department:

Engineering

Approval:

Engineering Director

Approval:

Quality Director

Approval:

Purchasing Director

For Abracon EOL only

Last Time Buy (if applicable):

None

Alternate Part Number / Part Series:

None

Additional Approval:

Additional Approval:

Additional Approval:

Customer Approval (If Applicable)

Qualification Status:

Approved Not accepted

Note: It is considered approved if there is no feedback from the customer 1 month after ECN/PCN is released.

Customer Part Number:

Customer Project: