

Power Jacks

Features

- Panel Mount Types
- Metal Housing

Specifications

Rating: 30VDC, 5A (57-PJ10 thru 57-PJ40)
 30VDC, 0.5A (57-PJ50)
 24VDC, 2A (57-PJ60 thru 57-PJ80)
 30VDC, 2A (57-PJ90 Only)

Contact Resistance: $\leq 0.03\Omega$

Insulation Resistance: $\geq 100M\Omega$

Withstanding Voltage: 500VAC

Life Test: 5000 cycles


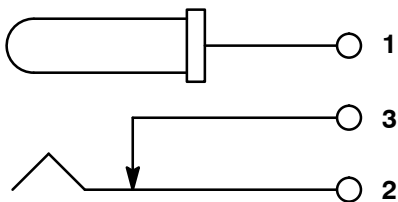
Temperature: -20° to $+85^{\circ}\text{C}$

Ordering Information

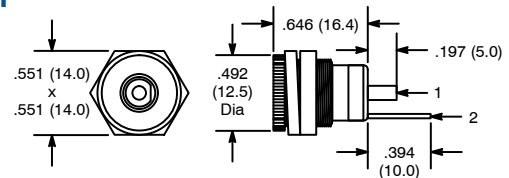
NTE Type No.	Description	Mounting Hole	Diag No.
57-PJ10	5.5mm x 2.1mm Jack	.437" (11.0)	JK-01
57-PJ20	5.5mm x 2.5mm Jack	.437" (11.0)	JK-01
57-PJ30	5.5mm x 2.1mm Jack	.313" (8.0)	JK-02
57-PJ40	5.5mm x 2.5mm Jack	.313" (8.0)	JK-02
NEW 57-PJ50	5.5mm x 2.0mm Jack	.320" (8.1)	JK-03
NEW 57-PJ60	5.5mm x 2.5mm Jack	.320" (8.1)	JK-03
NEW 57-PJ70	5.5mm x 2.1mm Jack	.320" (8.1)	JK-04
NEW 57-PJ80	5.5mm x 2.5mm Jack	.320" (8.1)	JK-04
NEW 57-PJ90	5.0mm x 2.1mm Jack	.350" (8.9) x .430" (10.9)	JK-05

NOTE NTE's Power Jacks may come with either 2 or 3 wiring terminals. Two terminal types can be wired for either a positive or negative center tap, depending on your application. Three terminal types are wired in the same way however, the third, or SHUNT terminal, is used in case you have an internal power supply (like batteries) and serves as a switch terminal that opens (for most jacks) when the plug is inserted into the jack. The SHUNT can be used to disconnect the battery from the load when the wired power is plugged in.

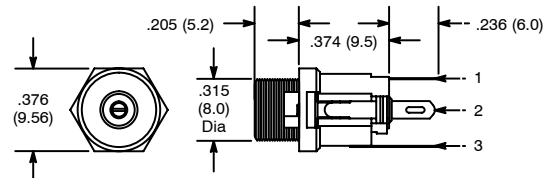
Circuit Diagram



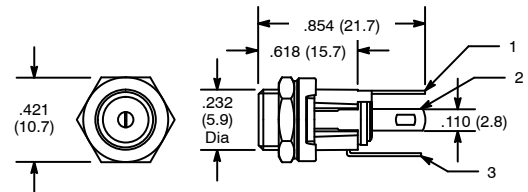
JK-01



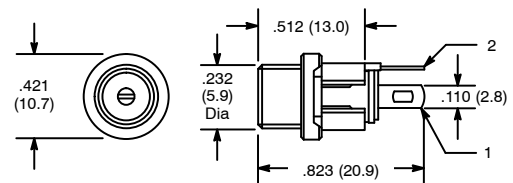
JK-02



JK-03



JK-04



JK-05

