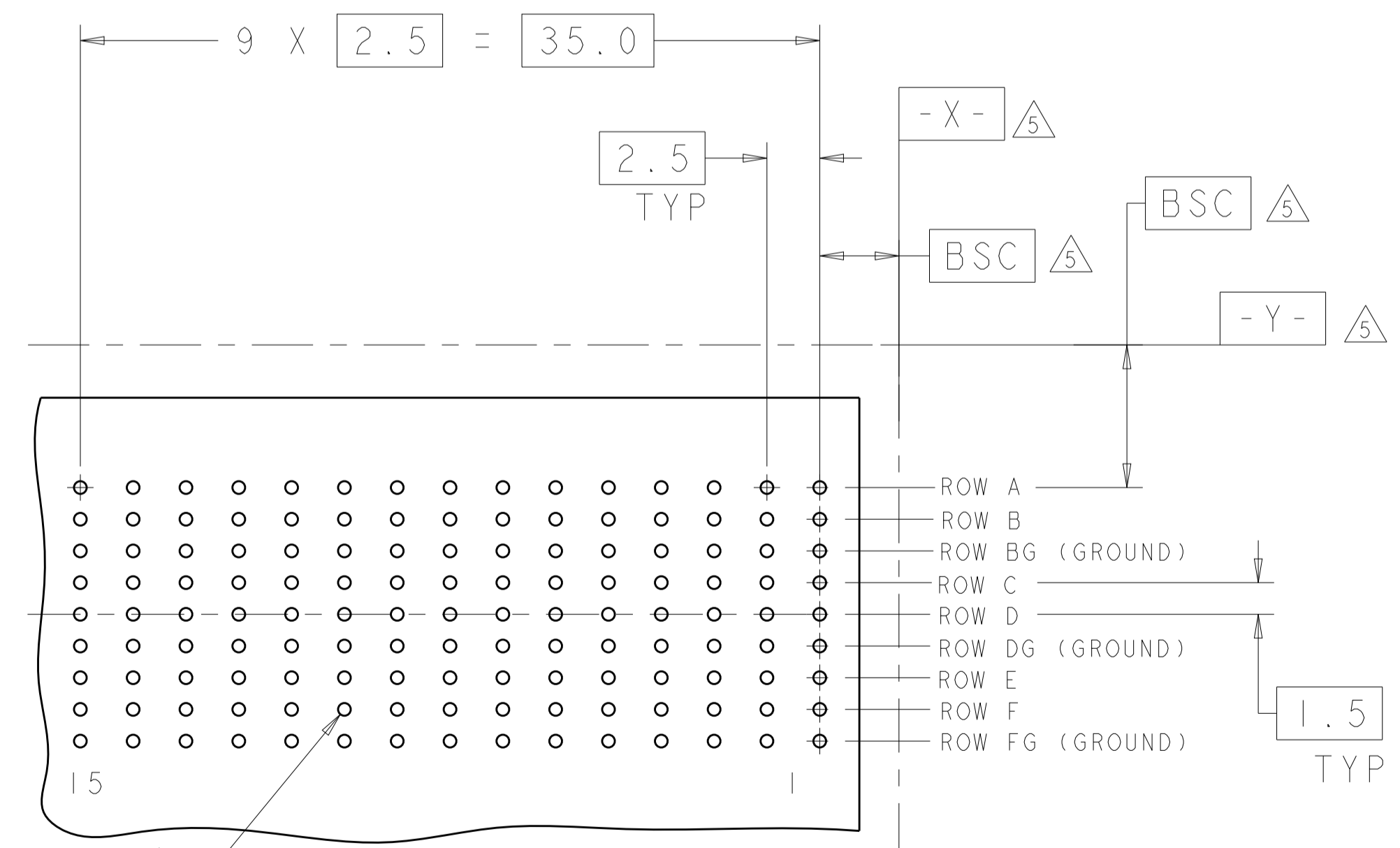
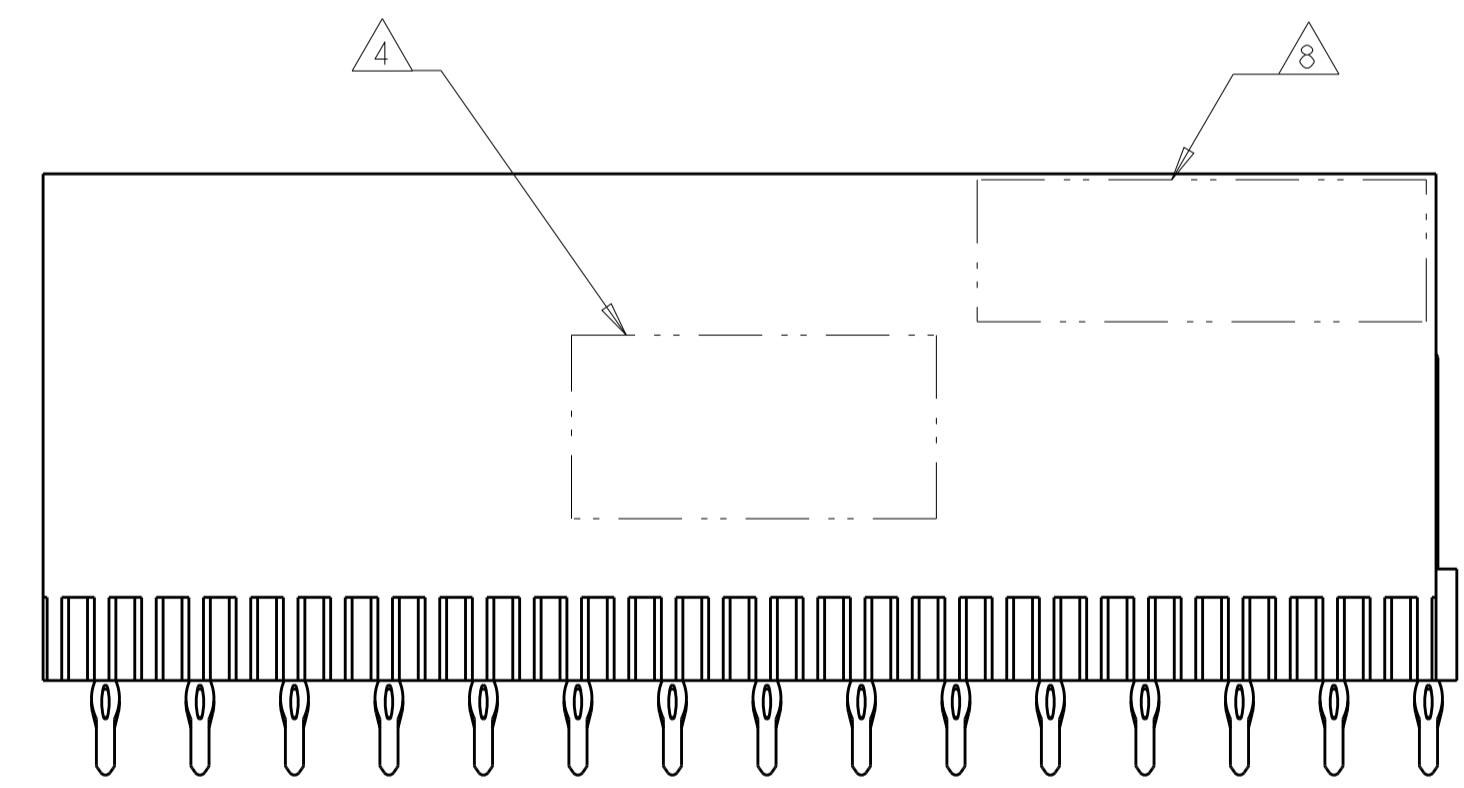
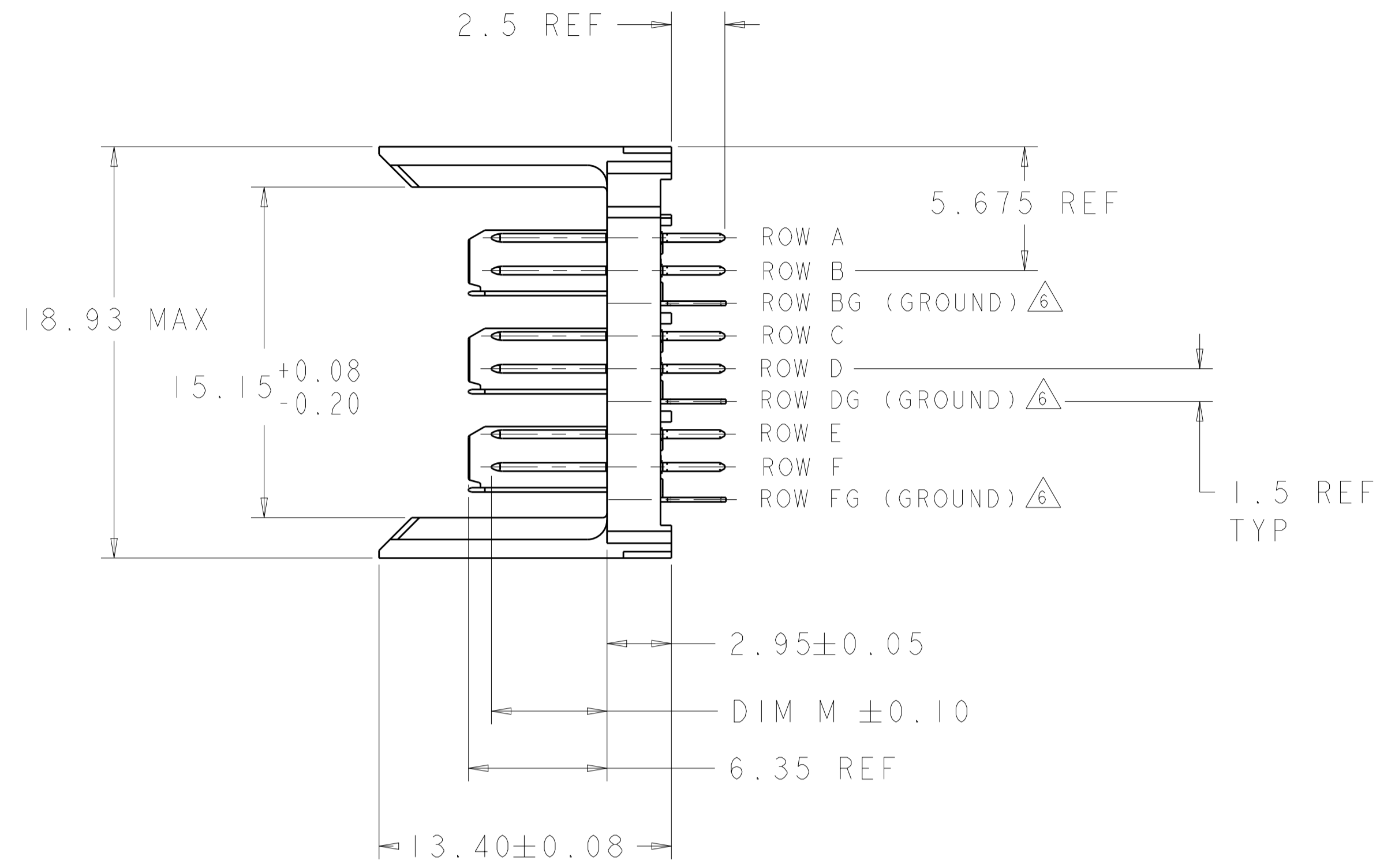
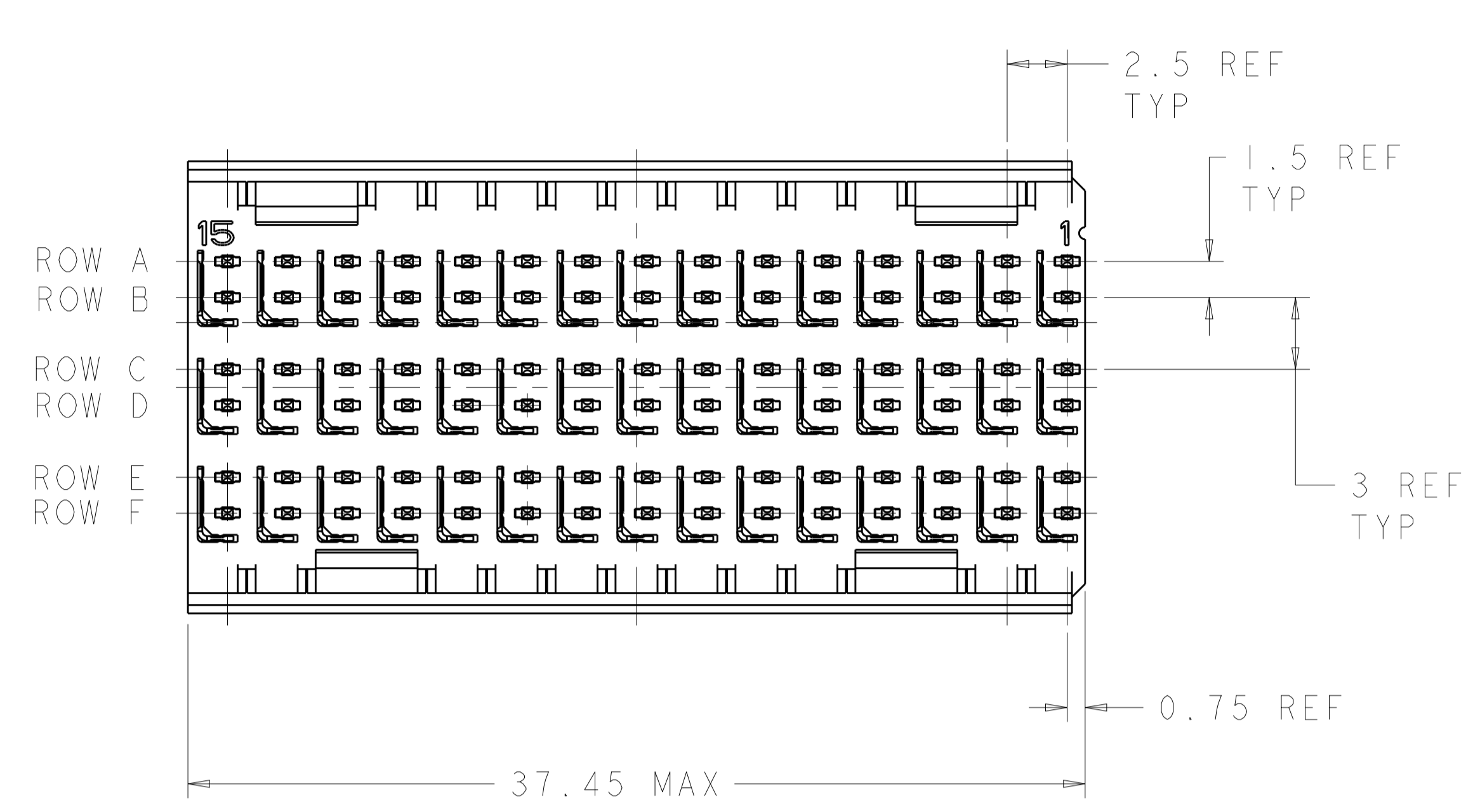


LOC		DIST		REVISIONS			
AD	00	P	LTH	DESCRIPTION	DATE	DWN	APVD
		C		REVISED PER ECO-12-000118	17JAN2012	KH	DD
		D		REVISED PER ECO-18-018129	30SEP2019	AP	DS



⊕ | ⌀0.05 | X | Y
 ALL PLATED THRU HOLES

RECOMMENDED PC BOARD LAYOUT, BACKPLANE, COMPONENT SIDE SHOWN
 SCALE 4:1

- △ REFERENCE APPLICATION SPEC 114-13059 FOR RECOMMENDED PLATED THROUGH HOLE DIAMETER AND PLATING THICKNESSES.
- △ MATERIAL: CONTACT AND SHIELD - PHOSPHOR BRONZE; HOUSING - GLASS FILLED POLYESTER, UL 94V-0.
- △ FINISH: SIGNAL AND GROUND CONTACTS: MATING AREA: MEETS THE PERFORMANCE REQUIREMENTS OF PRODUCT SPECIFICATION 108-2055; BASED ON TELCORDIA GR-1217-CORE, APPLICATIONS IN UNCONTROLLED ENVIRONMENTS. COMPLIANT PIN AREA: 0.5 μm MIN MATTE TIN OVER BASE PLATING.
- △ CONNECTOR MARKED WITH PART NUMBER AND DATE CODE.
- △ DATUMS AND BASIC DIMENSIONS ESTABLISHED BY CUSTOMER.
- △ THE THREE GROUNDS IN EACH COLUMN ARE COMMONED.
- 7. CONTACT AREA LUBRICATED WITH BELLCORE APPROVED LUBRICANT. TECHNICAL REFERENCE: GR-1217-CORE, ISSUE 1, NOVEMBER 1995.
- △ TE OR TE CONNECTIVITY LOGO IS LOCATED.

5.30	6469152-1
DIM M	PART NUMBER

THIS DRAWING IS A CONTROLLED DOCUMENT.		DWN B. CARBO 12DEC2006	TE Connectivity
DIMENSIONS: mm		CHK R. PATTERSON 12DEC2006	
TOLERANCES UNLESS OTHERWISE SPECIFIED:		APVD R. PATTERSON 12DEC2006	NAME: HEADER ASSEMBLY, 3 PAIR, 2.5mm TAIL, 37.5mm, HMZd
0 PLC ±	1 PLC ±	PRODUCT SPEC	SIZE: CAGE CODE: DRAWING NO: A100779C=6469152
2 PLC ±	3 PLC ±	APPLICATION SPEC	RESTRICTED TO
4 PLC ±	ANGLES ±	WEIGHT	SCALE: 5:1 SHEET 1 OF 1 REV D
MATERIAL	FINISH	CUSTOMER DRAWING	