



TAI-SAW TECHNOLOGY CO., LTD.

No. 3, Industrial 2nd Rd., Ping-Chen Industrial District,
Taoyuan, 324, Taiwan, R.O.C.

TEL: 886-3-4690038 FAX: 886-3-4697532

E-mail: tstsales3@mail.taisaw.com Web: www.taisaw.com

Product Specifications Approval Sheet

Product Description: Low-Loss 70MHz IF SAW Filter (BW=9 MHz)

TST Parts No.: TB0213A

Customer Parts No.: _____

Customer signature required
Company: _____
Division: _____
Approved by : _____
Date: _____

Checked by: _____ Allen Shen *Allen Shen*

Approved by: _____ Kazuma Lee *Kazuma Lee*

Date: _____ 2022/08/29

1. Customer signed back is required before TST can proceed with sample build and receive orders.
2. Orders received without customer signed back will be regarded as agreement on the specifications.
3. Any specifications changes must be approved upon by both parties and a new revision of specifications shall be released to reflect the changes.



TAI-SAW TECHNOLOGY CO., LTD.

No.3, Industrial 2nd Rd., Ping-Chen Industrial District,
Taoyuan, 324, Taiwan, R.O.C.

TEL: 886-3-4690038 FAX: 886-3-4697532

E-mail: tstsales3@mail.taisaw.com Web: www.taisaw.com

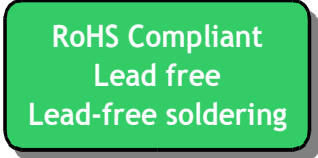
Low-Loss 70 MHz IF SAW Filter (SMD 13.3x6.5 mm)

Model No.: TB0213A

Rev. No.:4.0

A. MAXIMUM RATING:

1. Input Power Level: +20 dB_m
2. Operating Temperature: -40°C to +85°C
3. Storage Temperature: -40°C to +85°C
4. Moisture Sensitivity Level: Level 1(MSL1)



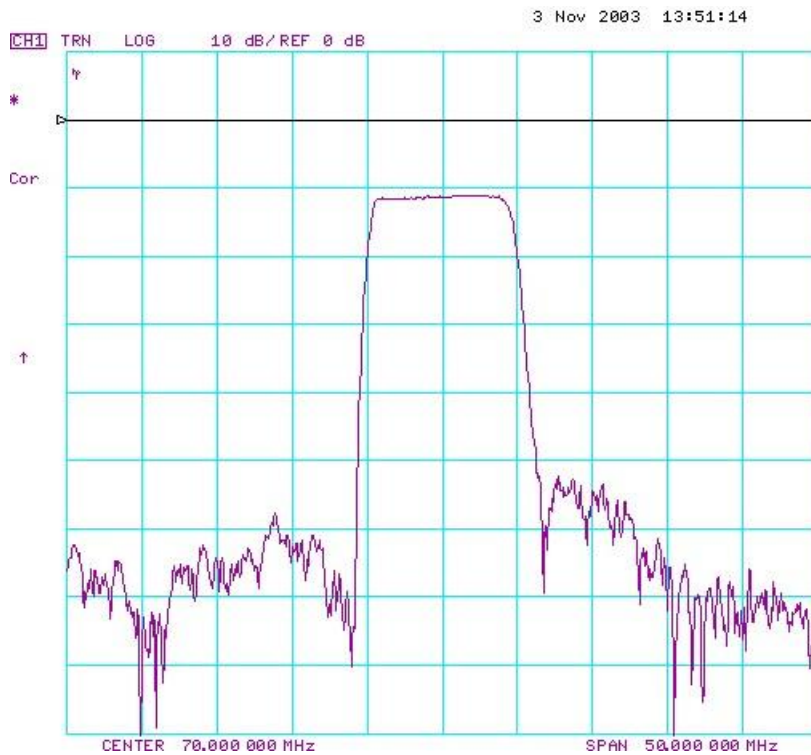
Electrostatic Sensitive Device

B. ELECTRICAL CHARACTERISTICS:

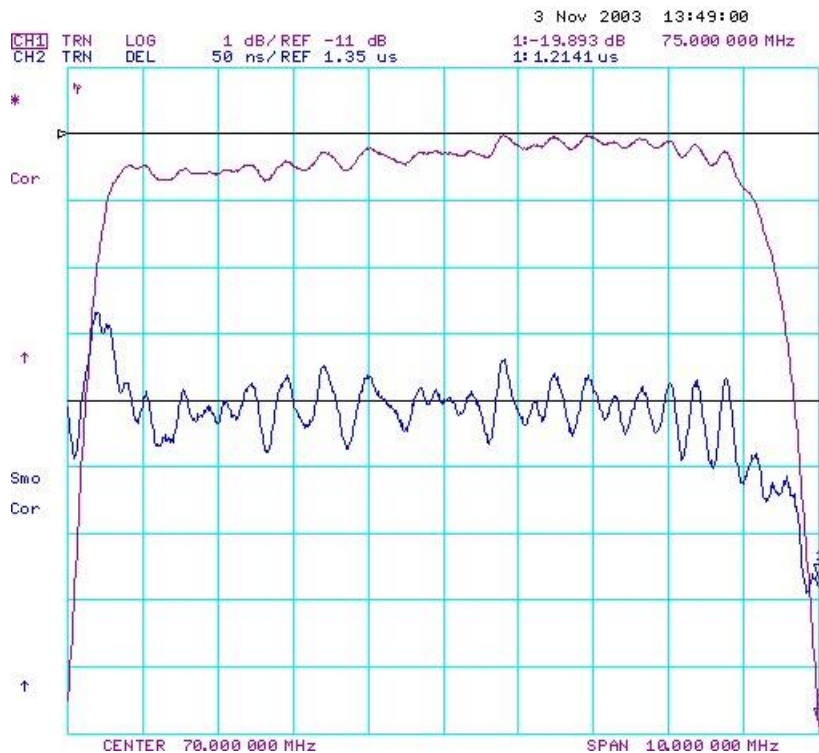
Parameters	Unit	Min.	Typical	Max.
Center frequency, F_c	MHz	69.8	70	70.2
Insertion Loss, IL	dB	-	10.7	11.5
1 dB Bandwidth	MHz	8.4	8.66	-
3 dB Bandwidth	MHz	9.0	9.31	-
35 dB Bandwidth	MHz	-	11.7	13.0
Relative Attenuation:				
10 to 64 MHz	dB	40	46	-
77 to 140 MHz	dB	40	42	-
Amplitude ripple within F _c ± 3.7 MHz	dB	-	0.6	1.0
Group Delay ripple within F _c ± 3.7 MHz	nsec	-	125	160
Substrate Material	-	-	YZ-LN	-
Temperature Coefficient of frequency	ppm/ °C	-	-94	-

C. FREQUENCY CHARACTERISTICS:

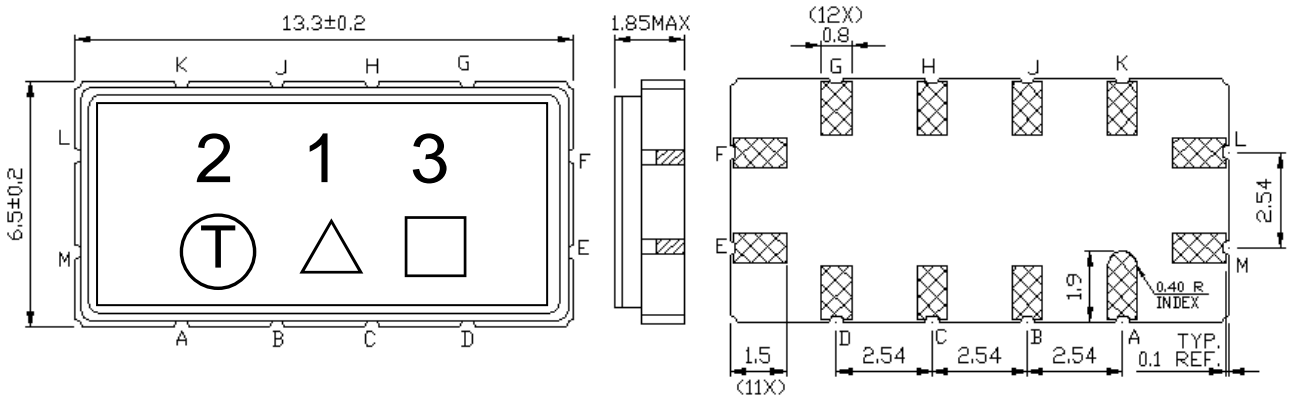
(1) Frequency Response



(2) Passband response and Group Delay Variation



D. OUTLINE DRAWING:



- Pin L: RF Input
- Pin E: RF Output
- Pin M: Input Ground
- Pin F: Output Ground
- Pin A, B, C, D, G, H, J, K: To be Ground
- Unit: mm
- △ : Product / Year Code
- : Week Code

Product / Year Code- 4year cycle

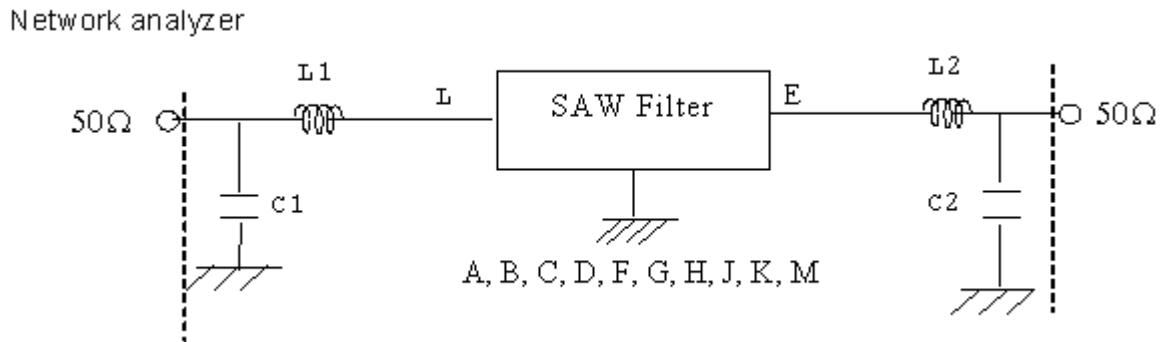
Year	2021 2025	2022 2026	2023 2027	2024 2028
Product Code	B	b	<u>B</u>	<u>b</u>

Week Code Table

WK01	WK02	WK03	WK04	WK05	WK06	WK07	WK08	WK09	WK10	WK11	WK12	WK13
A	B	C	D	E	F	G	H	I	J	K	L	M
WK14	WK15	WK16	WK17	WK18	WK19	WK20	WK21	WK22	WK23	WK24	WK25	WK26
N	O	P	Q	R	S	T	U	V	W	X	Y	Z
WK27	WK28	WK29	WK30	WK31	WK32	WK33	WK34	WK35	WK36	WK37	WK38	WK39
a	b	c	d	e	f	g	h	i	j	k	l	m
WK40	WK41	WK42	WK43	WK44	WK45	WK46	WK47	WK48	WK49	WK50	WK51	WK52
n	o	p	q	r	s	t	u	v	w	x	y	z

E. MEASUREMENT CIRCUIT:

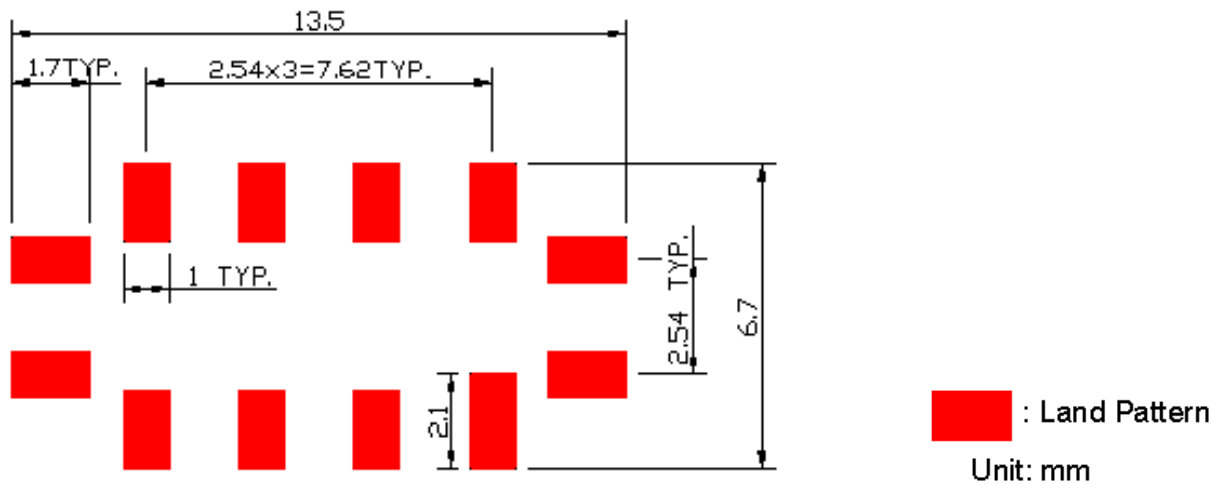
Source and load impedance: 50 Ω



Input: L1=220 nH, Q>40; C1=36 pF

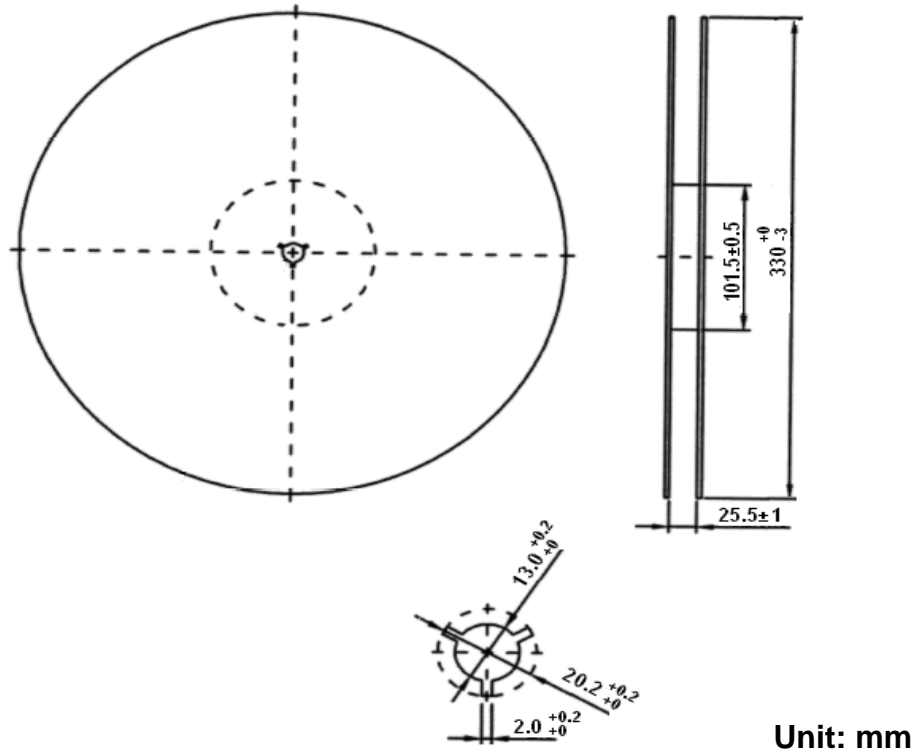
Output: L2=220 nH, Q>40; C2=68 pF

F. PCB FOOTPRINT:

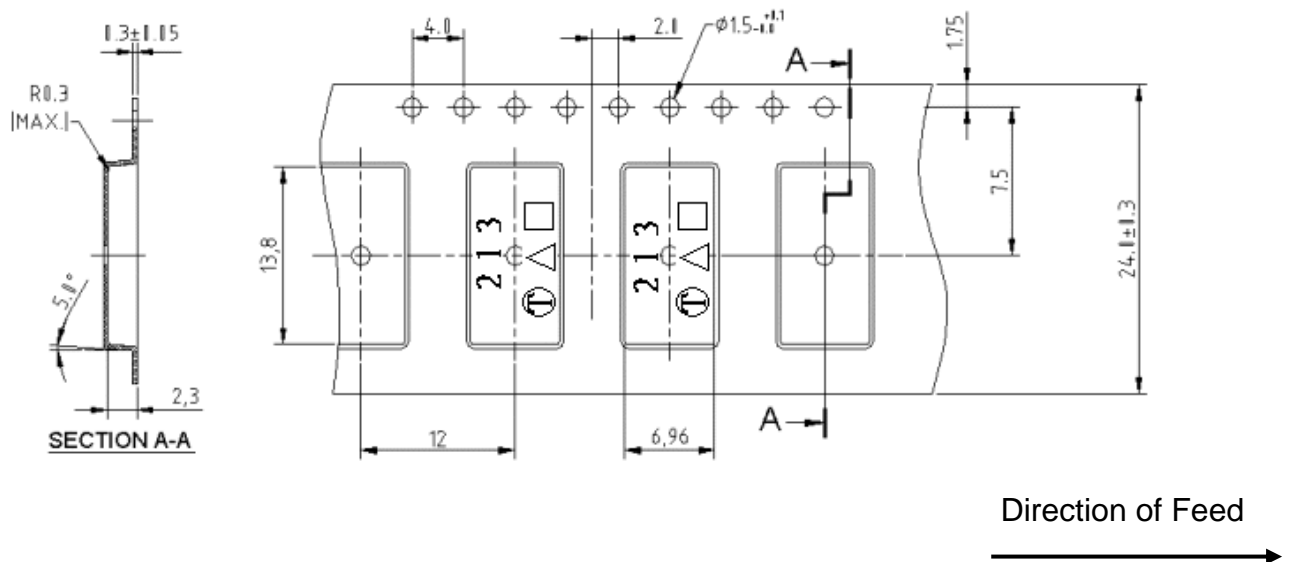


G. PACKING:

1. REEL DIMENSION: (Please refer to FR-75D10 for packing quantity)
(Reel Count: 7"=500 ; 13"=1000)



2. TAPE DIMENSION:



H. RECOMMENDED REFLOW PROFILE:

1. Preheating shall be fixed at 150~180°C for 60~90 seconds.
2. Ascending time to preheating temperature 150°C shall be 30 seconds min.
3. Heating shall be fixed at 220°C for 50~80 seconds and at 260°C +0/-5°C peak (20~40sec).
4. Time: 2 times.

