



CRYSTEK

MICROWAVE

A DIVISION OF CRYSTEK CORPORATION

18 GHZ LOW LOSS RF COAX CABLE ASSEMBLIES WITH STAINLESS STEEL CONNECTORS



LL142 50 Ohm 18 GHz Low Loss Coaxial Cables

Features:

- Strain Relief:** Heavy duty adhesive strain relief with Neoprene jacket
- Center Conductor:** SPCCS (Silver-Plated Copper Solid)
- First Shield:** Flat silver-plated copper braid
- Second Shield:** High temp. aluminum polyimide foil
- Third Shield:** Round silver-plated copper braid
- Dielectric:** Expanded PTFE (Polytetrafluoroethylene)
- Jacket:** ETFE (Ethylene Tetrafluoroethylene Copolymer)
- Cable Outer Diameter:** 0.208" (5.28mm)
- Connectors:** SST, corrosion-resistant 303 stainless steel per ASTM-A582 (Passivated finish per SAE-AMS-2700)
- Center Pin:** GPBC (Gold-Plated Beryllium Copper)
- Jacket Color:** Blue
- Operating Temperature:** -40°C to +85°C

Minimum Bend Radius: 0.8"

Available Connector Terminations:

- SMA Male
- SMA Male Right Angle
- Type N Male
- Type N Bulkhead Female
- Type N Male Right Angle
- TNC Male
- TNC Bulkhead Female
- TNC Male Right Angle

Connector Corrosion (salt spray):

MIL-STD-202, method 101, test cond. B 5% salt solution.

Connector Durability:

500 connections Minimum

SMA / SMA [Straight/Straight]

Part Number	Description	Length
CCSMA-MM-LL142-12	LL142 Low Loss Coax Cable, SMA Male/Male, Straight/Straight	12"
CCSMA-MM-LL142-24	LL142 Low Loss Coax Cable, SMA Male/Male, Straight/Straight	24"
CCSMA-MM-LL142-36	LL142 Low Loss Coax Cable, SMA Male/Male, Straight/Straight	36"
CCSMA-MM-LL142-48	LL142 Low Loss Coax Cable, SMA Male/Male, Straight/Straight	48"

Electrical Specifications:

- Impedance:** 50 Ohms
- Frequency:** Up to 18 GHz
- Insertion Loss:** 0.41 dB/ft Typ at 18 GHz
- VSWR: (SMA)** <1.30 to 18 GHz
- (N,TNC)** <1.35 to 18 GHz
- Nominal Capacitance:** 26 pF/ft
- Velocity of Propagation:** 78%
- Shield Effectiveness:** Greater than 90 dB
- Attenuation (dB/ft):** 0.05 Typical at 500 MHz
- *connector loss not included* 0.08 Typical at 1 GHz
- 0.14 Typical at 3 GHz
- 0.21 Typical at 6 GHz
- 0.32 Typical at 12 GHz
- 0.41 Typical at 18 GHz
- Max Power in (Watts):** 2800 @ 500 MHz
- *as specified at 25°C* 1960 @ 1 GHz
- 1100 @ 3 GHz
- 760 @ 6 GHz
- 520 @ 12 GHz
- 370 @ 18 GHz

Custom Lengths Available



CRYSTEK
CORPORATION

12730 COMMONWEALTH DRIVE • FORT MYERS, FL 33913

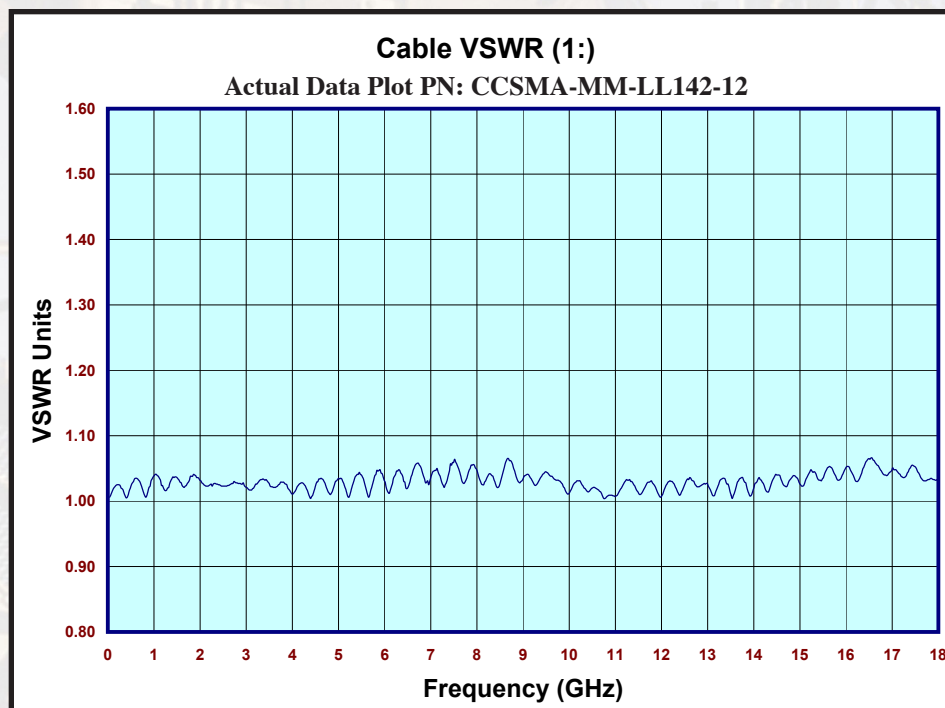
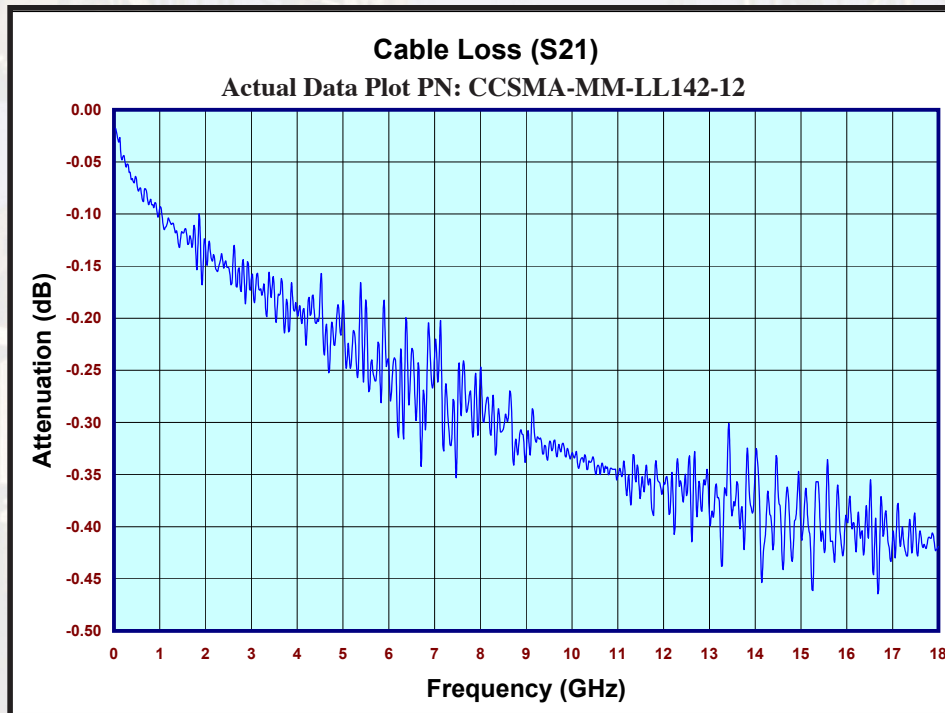
PHONE: 239-561-3311 • 800-237-3061 Rev.: J

FAX: 239-561-1025 • WWW.CRYSTEK.COM Date: 08-02-22



CRYSTEK
MICROWAVE
A DIVISION OF CRYSTEK CORPORATION

**18 GHZ LOW LOSS RF
COAX CABLE ASSEMBLIES
WITH STAINLESS STEEL
CONNECTORS**



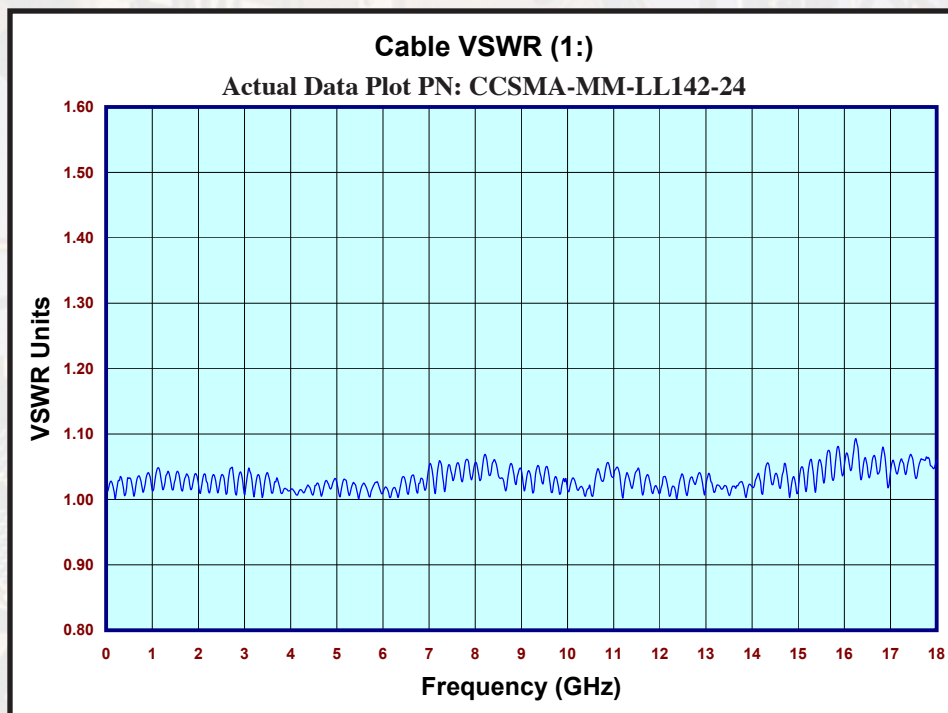
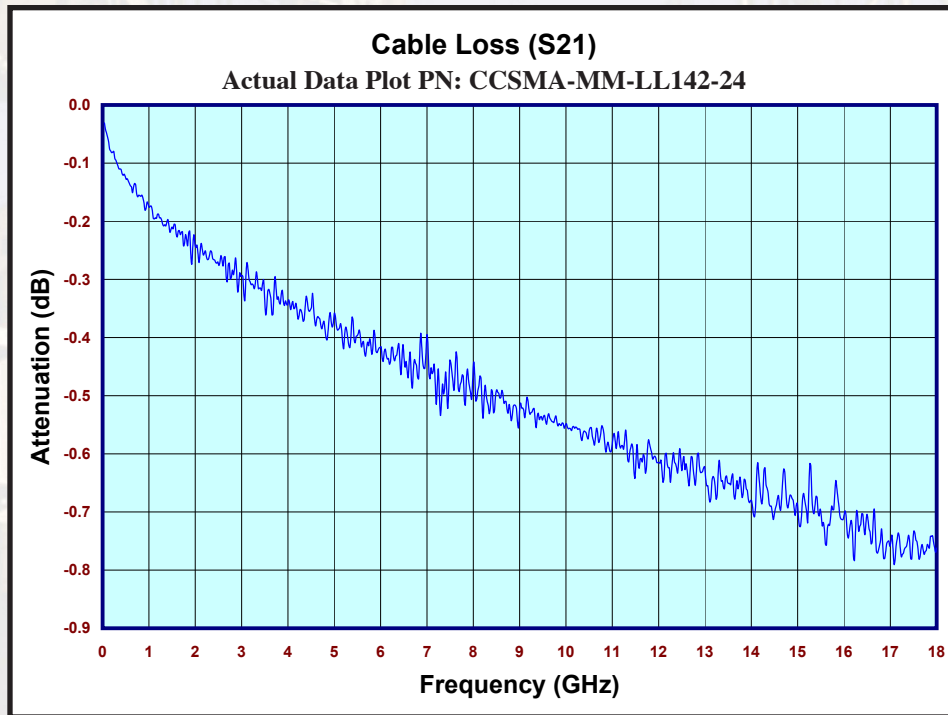
CRYSTEK
CORPORATION

12730 COMMONWEALTH DRIVE • FORT MYERS, FL 33913
PHONE: 239-561-3311 • 800-237-3061 Rev.: J
FAX: 239-561-1025 • WWW.CRYSTEK.COM Date: 08-02-22



CRYSTEK
MICROWAVE
A DIVISION OF CRYSTEK CORPORATION

**18 GHZ LOW LOSS RF
COAX CABLE ASSEMBLIES
WITH STAINLESS STEEL
CONNECTORS**



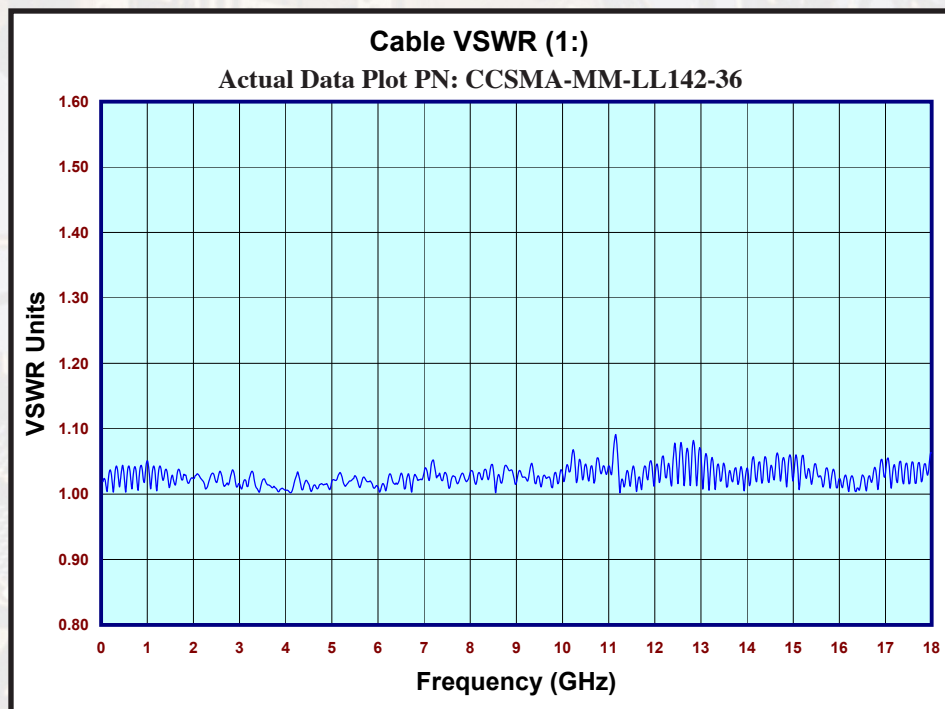
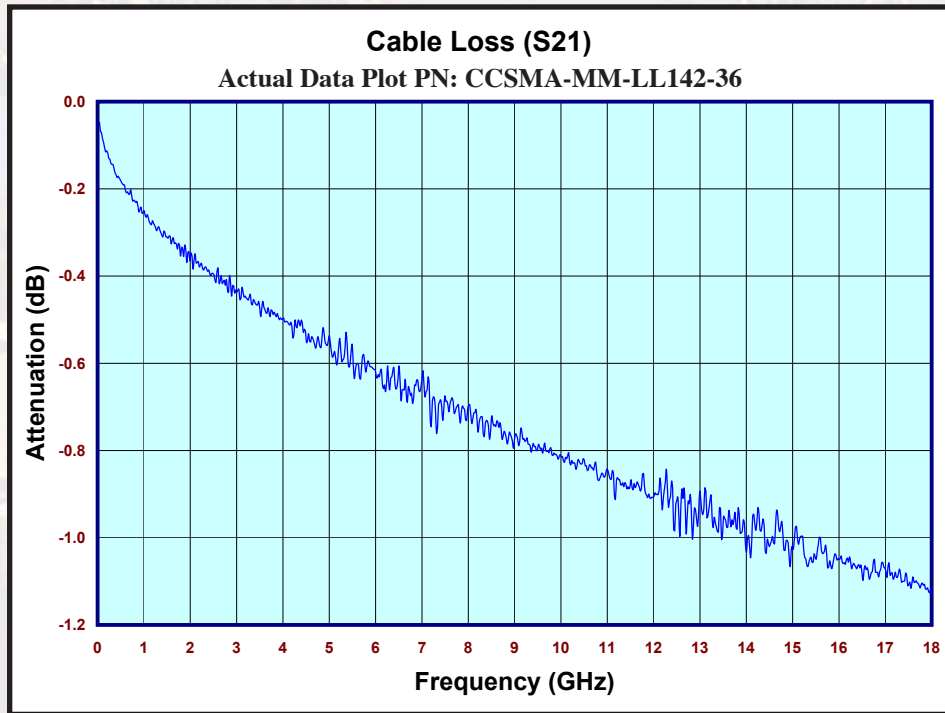
CRYSTEK
CORPORATION

12730 COMMONWEALTH DRIVE • FORT MYERS, FL 33913
PHONE: 239-561-3311 • 800-237-3061 Rev.: J
FAX: 239-561-1025 • WWW.CRYSTEK.COM Date: 08-02-22



CRYSTEK
MICROWAVE
A DIVISION OF CRYSTEK CORPORATION

**18 GHZ LOW LOSS RF
COAX CABLE ASSEMBLIES
WITH STAINLESS STEEL
CONNECTORS**



CRYSTEK
CORPORATION

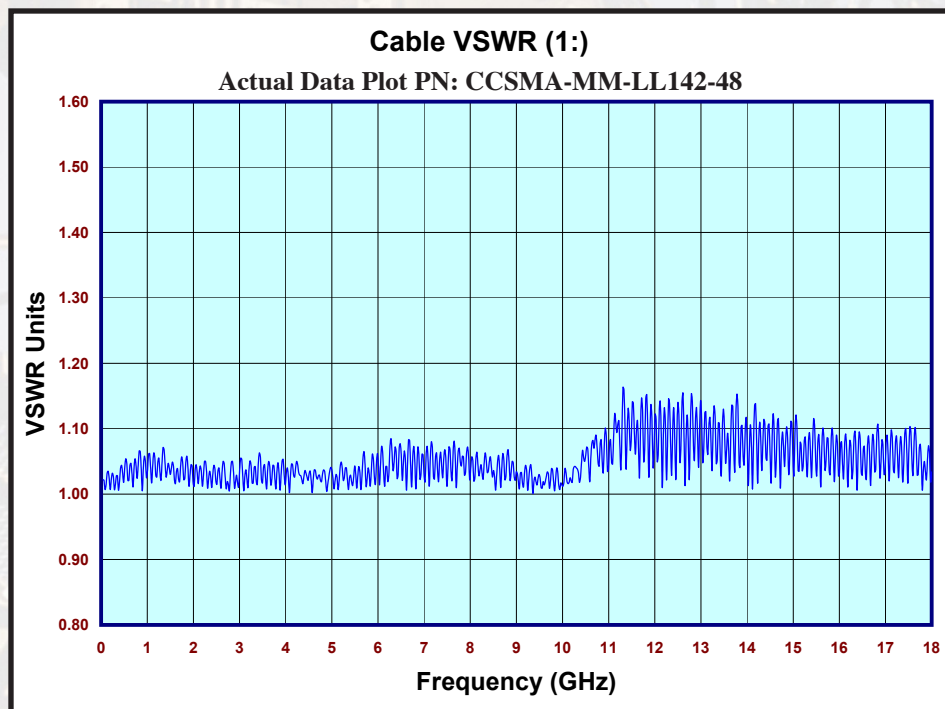
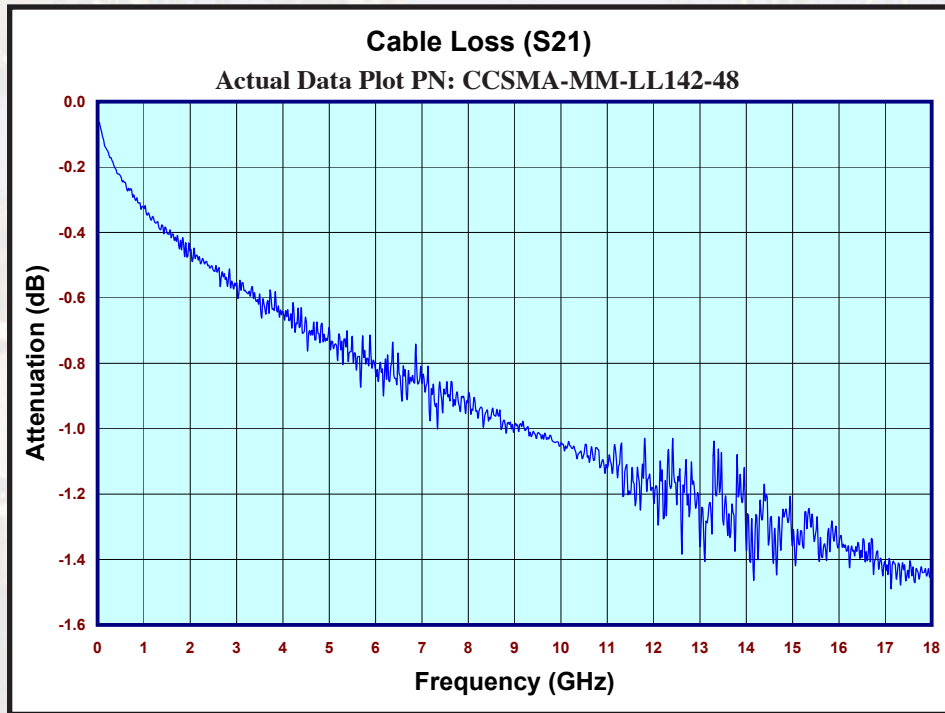
12730 COMMONWEALTH DRIVE • FORT MYERS, FL 33913
PHONE: 239-561-3311 • 800-237-3061
FAX: 239-561-1025 • WWW.CRYSTEK.COM

Rev.: J
Date: 08-02-22



CRYSTEK
MICROWAVE
A DIVISION OF CRYSTEK CORPORATION

**18 GHZ LOW LOSS RF
COAX CABLE ASSEMBLIES
WITH STAINLESS STEEL
CONNECTORS**



CRYSTEK
CORPORATION

12730 COMMONWEALTH DRIVE • FORT MYERS, FL 33913
PHONE: 239-561-3311 • 800-237-3061 Rev.: J
FAX: 239-561-1025 • WWW.CRYSTEK.COM Date: 08-02-22