


# LED Grid Panels

## Geometric Series



### Geometric Series

Our new 2021 Geometric Series Grid panels offer uniform illumination and excellent energy savings when you replace traditional T5, T8, or T12 fluorescent troffers. Our Grid Panel with diffusing lens for direct lighting is also CCT adjustable & offers multiple Wattage options. A clever choice for illuminating spaces with a lighting fixture that blends with the architectural design of your ceiling, simultaneously creating an elegantly stunning light effect. Perfect for corporate offices, medical/health, educational facilities and more.

- Up to 130 Lumens per watt
- CCT & Wattage adjustable
- Ultra light weight, one person install
- Housing material: 6063-T5
- Installs into conventional grid ceiling
- 0-10V Dimming capabilities
- Universal 100-277 AC voltage (50-60Hz)
- DLC Listed

# LED Grid Panels


## Geometric Series

### Geometric Series

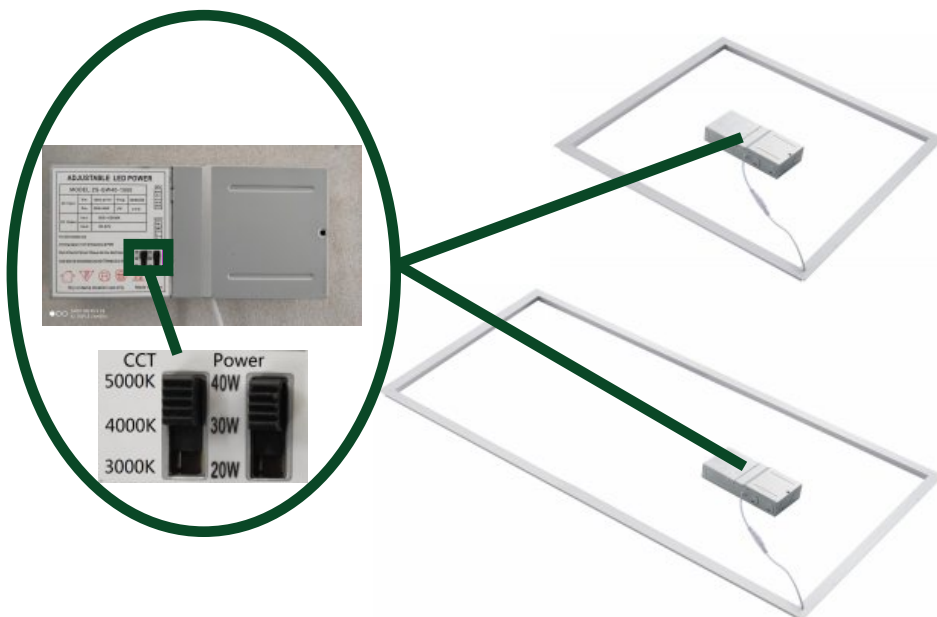
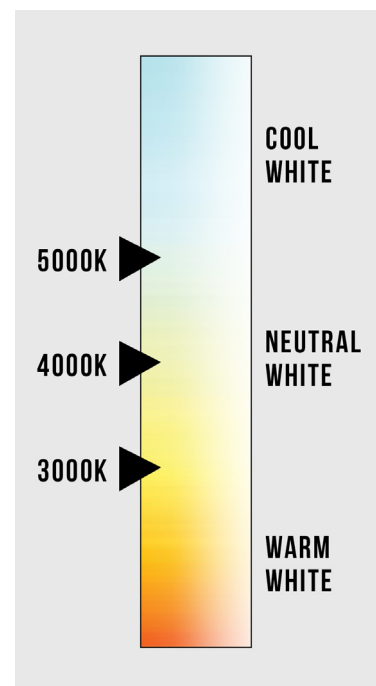
SKU #	Model #	Length	Watts	Lumens	CCT	Input Voltage	Certifications
151399	BLT-FL2*2-K40-CCDD	2X2'	20/30/40W	2500-5000Lm	3/4/5K	100-277Vac	ETL & DLC
151400	BLT-FL2*4-K60-CCDD	2X4'	40/50/60W	5000-7500Lm	3/4/5K	100-277Vac	ETL & DLC

### Specifications

Input voltage:	AC100-277V
Operating frequency:	50/60Hz
Power factor:	> 0.95
Ambient temperature range:	-4°F -113°F
Color Temp:	3000-5000K
Dimmable:	0-10V
THD:	≤10%
IP Rating:	IP40
CRI:	>Ra80
Beam angle:	120°



### CORRELATED COLOR TEMPERATURE (CCT)



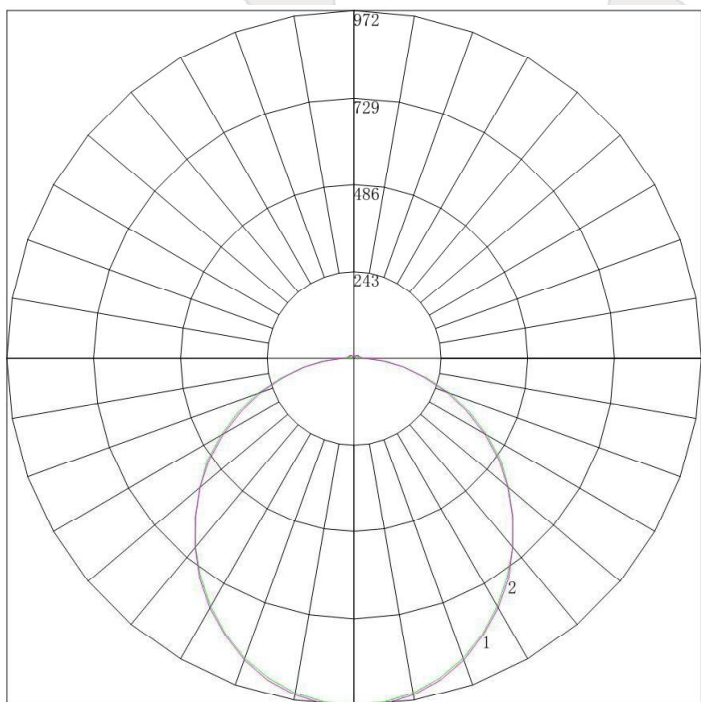
# LED Grid Panels

## Geometric Series

### 2X2 Light Distribution

ZS-FL2\*2-K40-CCDD (20W,5000K)

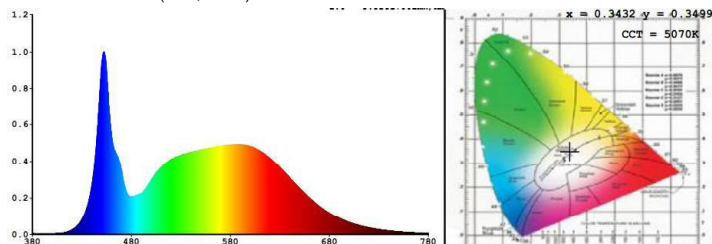
CIE Type	Direct	Basic Luminous Shape	Rectangular
Spacing Criteria (0-180)	1.24	Luminous Length	0.60m
Spacing Criteria (90-270)	1.24	Luminous Width	0.60m
Spacing Criteria (Diagonal)	1.36	Luminous Height	0.00m
Test Distance	30.002 m		



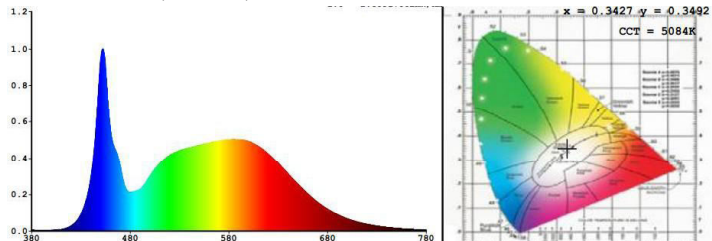
Maximum Candela = 972.476 Located At Horizontal Angle = 90, Vertical Angle = 5  
 # 1 - Vertical Plane Through Horizontal Angles (0 - 180)  
 # 2 - Vertical Plane Through Horizontal Angles (90 - 270)



ZS-FL2\*2-K40-CCDD (20W,5000K)



ZS-FL2\*2-K40-CCDD (40W,5000K)



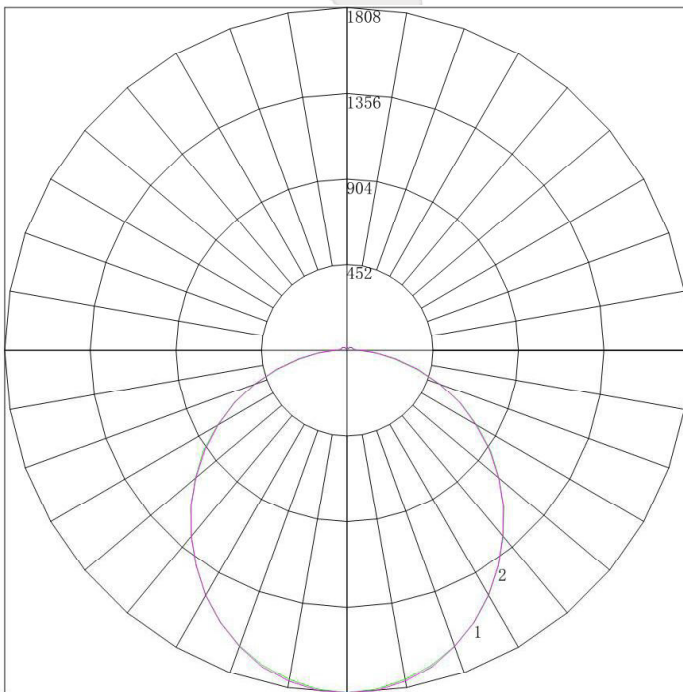
# LED Grid Panels

## Geometric Series


### 2X4 Light Distribution

ZS-FL2\*4-K60-CCDD(40W,5000K)

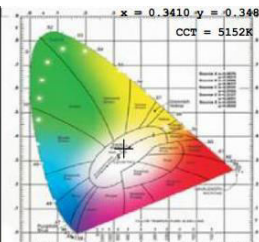
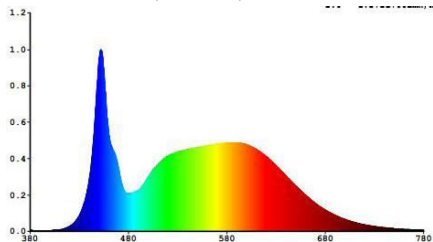
CIE Type	Direct	Basic Luminous Shape	Rectangular
Spacing Criteria (0-180)	1.24	Luminous Length	1.17m
Spacing Criteria (90-270)	1.24	Luminous Width	0.60m
Spacing Criteria (Diagonal)	1.36	Luminous Height	0.00m
Test Distance	30.002 m		



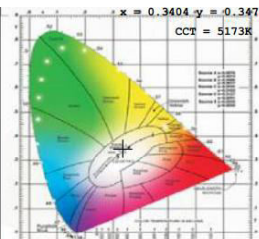
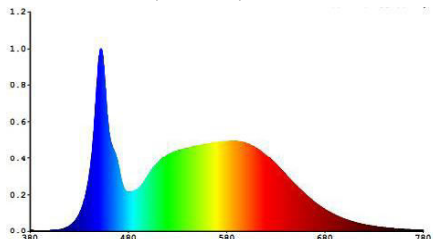
Maximum Candela = 1807.741 Located At Horizontal Angle = 0, Vertical Angle = 0  
 # 1 - Vertical Plane Through Horizontal Angles (0 - 180)  
 # 2 - Vertical Plane Through Horizontal Angles (90 - 270)



ZS-FL2\*4-K60-CCDD(40W,5000K)



ZS-FL2\*4-K60-CCDD(60W,5000K)

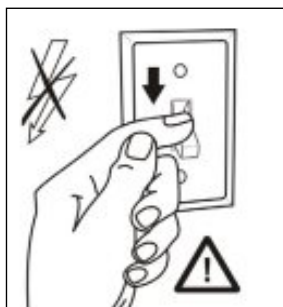


# LED Grid Panels

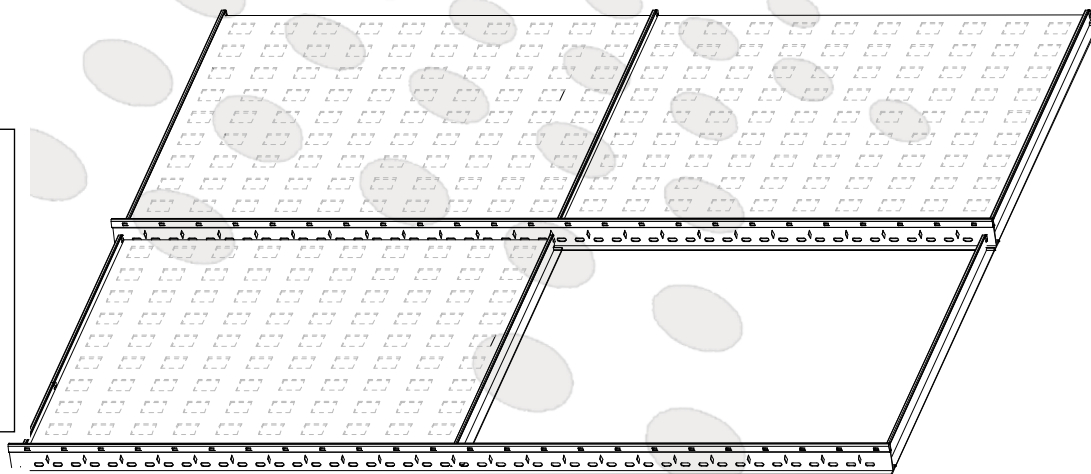
## Geometric Series

### Installation


#### Step1



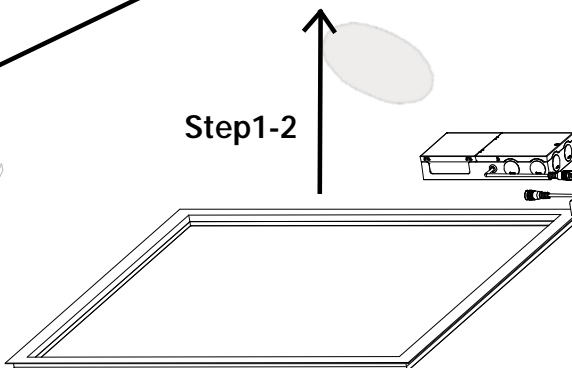
**Warning:**  
Power off  
Before do the installation



#### Step1-1



#### Step1-2



Step 1: Make sure of all the power is off before installing. Remove the one ceiling tile that you need to install light fixture on. Then place the light fixture on the T-bar carefully and make sure it is correctly in place and secure.

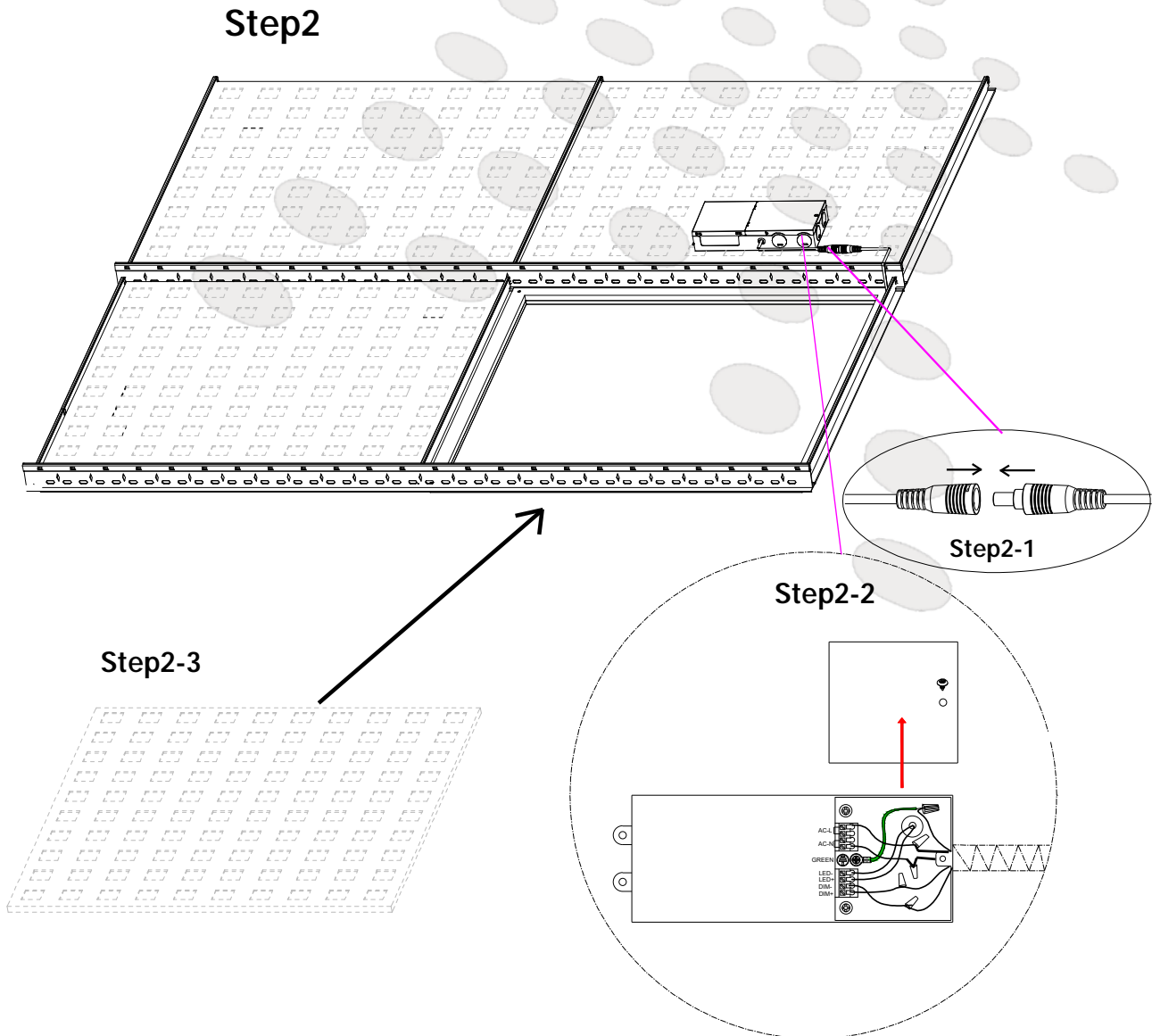
### Warning

Make sure all the power is off before installation.  
All the installations are required to be done by professionals.

# LED Grid Panels

## Geometric Series

### Installation



Step 2: Place the driver on top of the next ceiling tile. Connect the cable between the driver and the lighting fixture.  
Step 3: Open the driver's junction box and connect the AC wire to the driver correctly (L=black & N=white)

### Warning

Make sure all the power is off before installation.  
All the installations are required to be done by professionals.

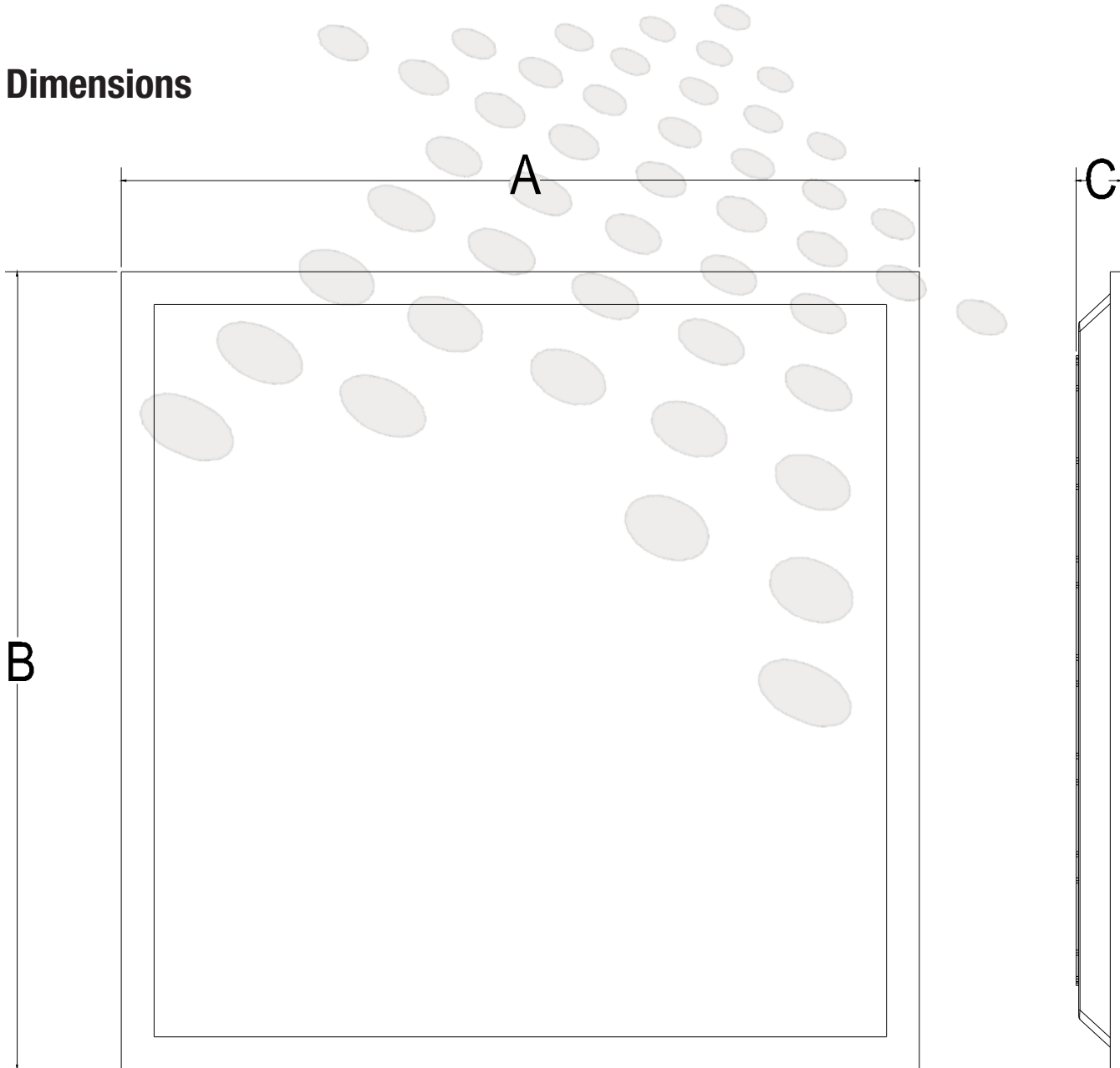
(866) 786-1117 • [www.BeyondLEDTechnology.com](http://www.BeyondLEDTechnology.com)

Due to continuous product improvement, information in this document is subject to change.

# LED Grid Panels

## Geometric Series

### Dimensions

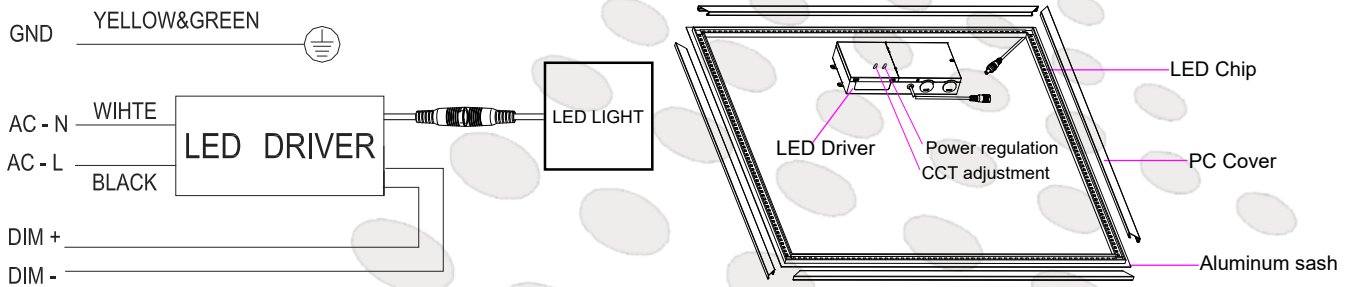


Maximum overall	A	B	C
2*2ft	23.74"	23.74"	0.59"
2*4ft	47.76"	23.74"	0.59"

# LED Grid Panels

## Geometric Series

### Wiring



### Packing

SKU #	Size	Pcs/Box	Dimensions	Weight	Pallet Quantity	Pallet Weight	Pallet Dimensions
151399	2X2'	6	28" X 9" X 26"	16 Lbs			
151400	2X4'	6	52" X 9" X 26"	21 Lbs			

### Application

