



5650-5750 MHz Cavity Bandpass Filter

ANATECH ELECTRONICS INC
RF & Microwave Filters & Products

Part Number: AB5700B855



Electrical specifications

Center frequency: 5700 MHz
Passband bandwidth: 100 MHz
Insertion loss over PB: 2.5 dB max
Rejection 1: DC-(CF-40) MHz, 20 dBc min
Rejection 2: DC-(+40)MHz-6200 MHz, 20 dBc min
Group delay variation: 4 ns over any 0.5 MHz in PB
Power: 50 Watts max

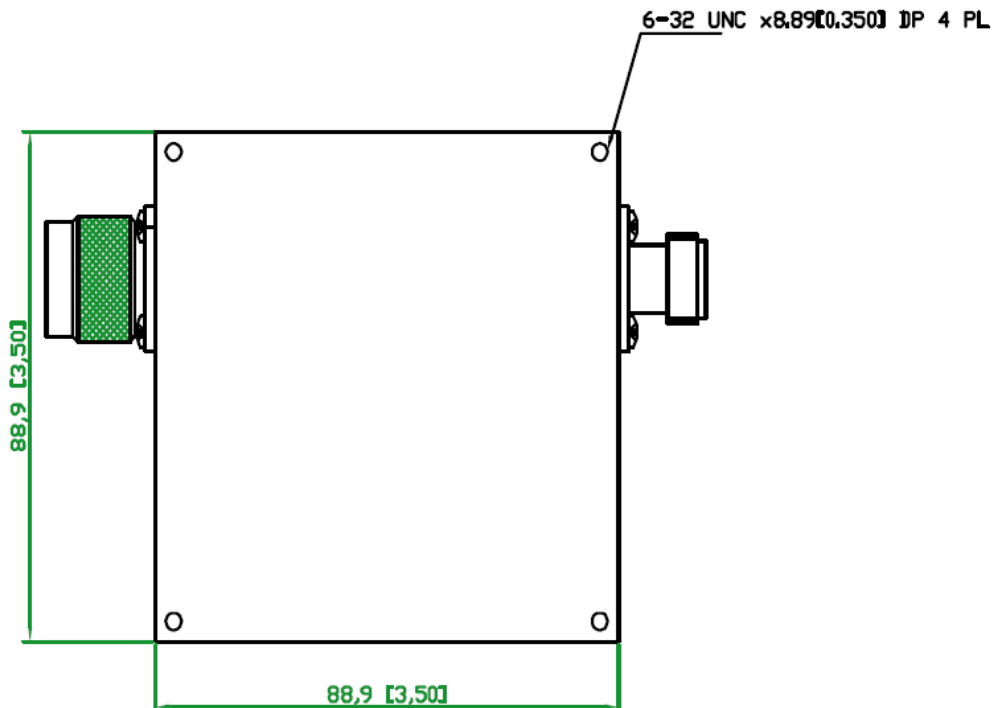
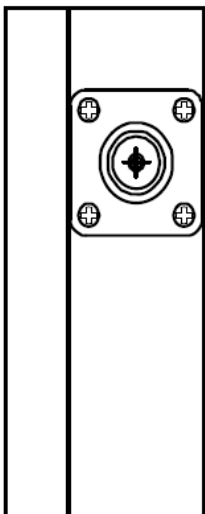

Mechanical

Mounting Method: Threaded Mounting Holes
Connector Type: N Female / N male
Dimensions: 3.50" X 3.50" X 1.50" in

Environmental

Operating Temperature: -45 to +85° C
Storage Temperature: -55 to +95° C
Shock: 20 G. 11ms
Vibration: 20 G. 5 to 200 MHz

Outline Drawing:





5650-5750 MHz Cavity Bandpass Filter

ANATECH ELECTRONICS INC
RF & Microwave Filters & Products

Part Number: AB5700B855



Plot:

