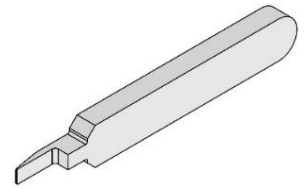




Order Number
200222-1300

Application Tooling Specification



FEATURES

- Extracts male terminals in wire-to-wire terminal series.

SCOPE

Products: See chart below.

Terminal Series No.	Description	Housing Series	Terminal Order No.
205032	CP 6.5 Wire-to-Wire Crimp Terminal, Male, 22-24 AWG	203438	205032-8000
205033	CP 6.5 Wire-to-Wire Crimp Terminal, Male, 16-20 AWG	203438	205033-8000

OPERATION

For 203438 Terminal Series:

- Push the terminal forward in the direction of the arrow before using the extraction tool.
- Insert the extraction tool so that the blade is under the terminal nose, and guide the extraction tool straight into the connector housing. See Figure 1.
- The extraction tool should remain as straight as possible and can rest on the bottom of the connector housing opening.

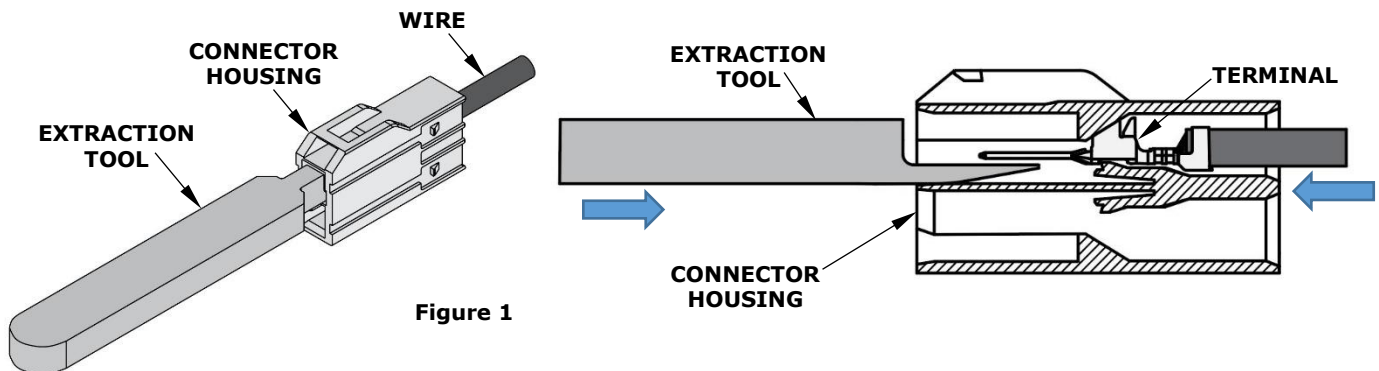


Figure 1

- Push the extraction tool into the connector housing until the blade stops on the locking tab inside the housing. See Figure 2.

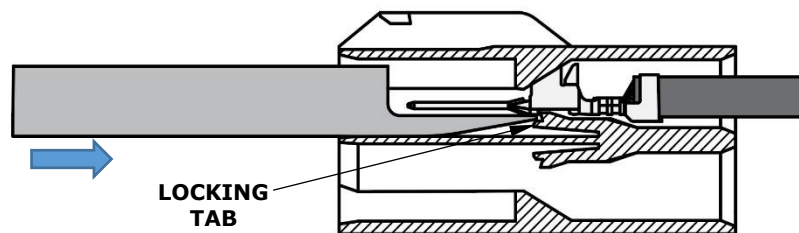
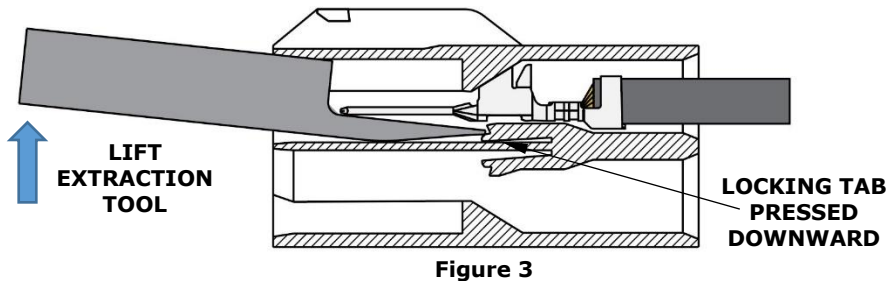
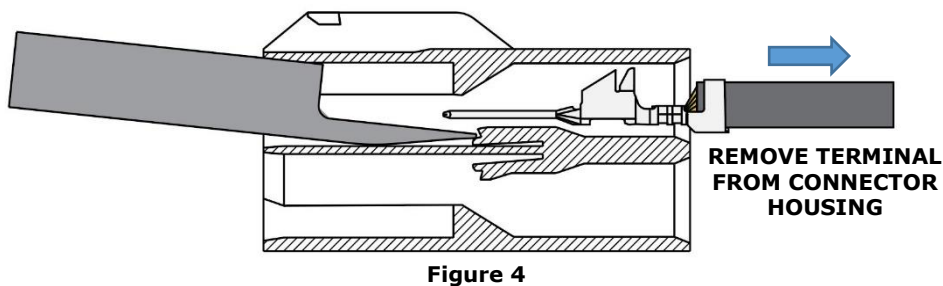


Figure 2

- Lift up on the extraction tool while keeping pressure toward the inside of the housing to release the locking tab. See Figure 3.



- Pull the terminal out of the housing in the direction of the arrow. See Figure 4.



CAUTION: This extraction tool should be used to extract the terminal only. Using it for unintended purposes may cause injury or damage to parts. Be careful not to deform the end of the terminal.

CAUTION: Molex specifications are valid only when used with Molex terminals, applicators and tooling.

Molex does not offer repair parts for extraction tools due to the inexpensive nature of these tools.

Application Tooling Support

Phone: (402) 458-TOOL (8665)
E-Mail: applicationtooling@molex.com
Website: www.molex.com/applicationtooling

Molex is a registered trademark of Molex, LLC in the United States of America and may be registered in other countries; all other trademarks listed herein belong to their respective owners.