



**ANATECH ELECTRONICS INC**  
RF & Microwave Filters & Products

## 491 MHz CDMA 450 F-Band RF-Tx Saw Filter

**Part Number: AM491S153**

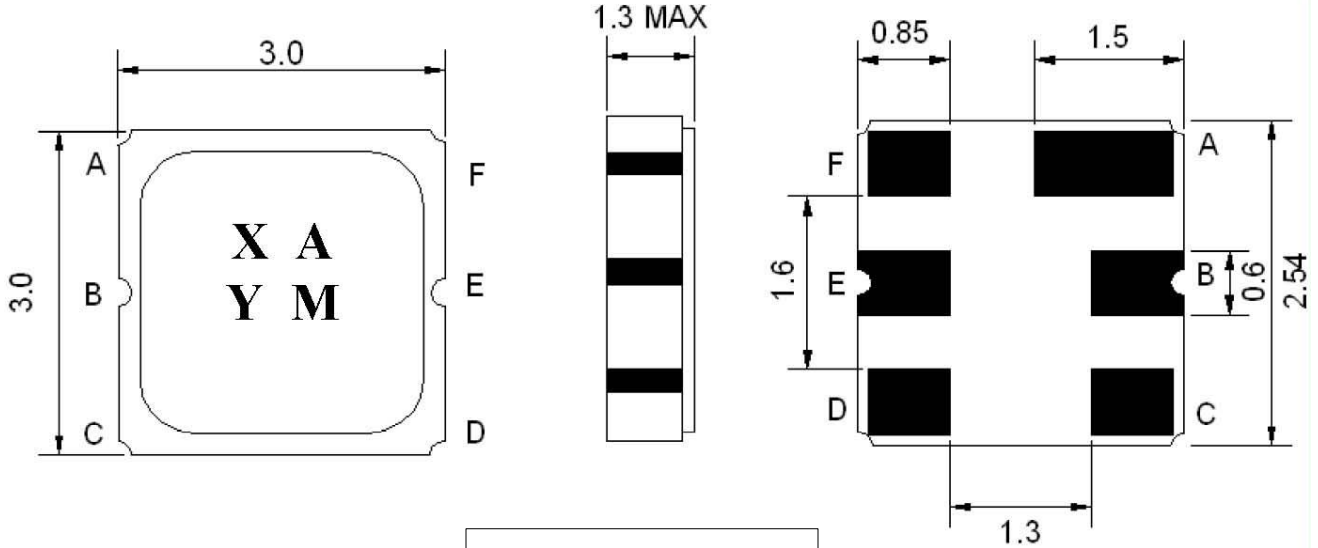


Parameters Description	Unit	Minimum	Typical	Maximum
Center Frequency (Fo)	MHz	-	491.2	-
Insertion Loss in 489.0 ~ 493.5 MHz	dB	-	2.5	3.5
VSWR in 489.0 ~ 493.5 MHz	-	-	1.5	2.0
<b>Stop Band Attenuation:</b>				
0.3 ~ 479.0 MHz	dB	40	50	-
479.0 ~ 483.5 MHz	dB	35	48	-
515.0 ~ 800.0 MHz	dB	40	49	-
800.0 ~ 1200.0 MHz	dB	30	43	-
1200.0 ~ 2000.0 MHz	dB	25	37	-

Parameters Description	Unit	Minimum	Typical	Maximum
Operation Temperature Range	°C	-30	-	+80
Storage Temperature Range	°C	-40	-	+85
Maximum DC Voltage	V	-	-	0
Maximum Input Power	dBm	-	-	27
Source Impedance (Single Ended) <sub>1</sub>	Ω	-	50	-
Load Impedance (Single Ended) <sub>1</sub>	Ω	-	50	-
Package Size and Type	3.0 x 3.0 x 1.3 mm		M	

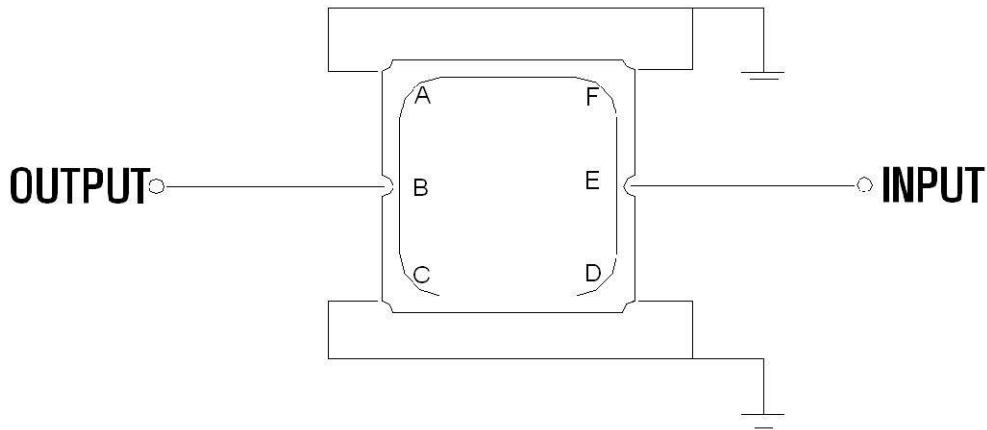


**Outline Drawing:**



**Pin Description:**  
 Ground – A C D F  
 Input – E  
 Output – B

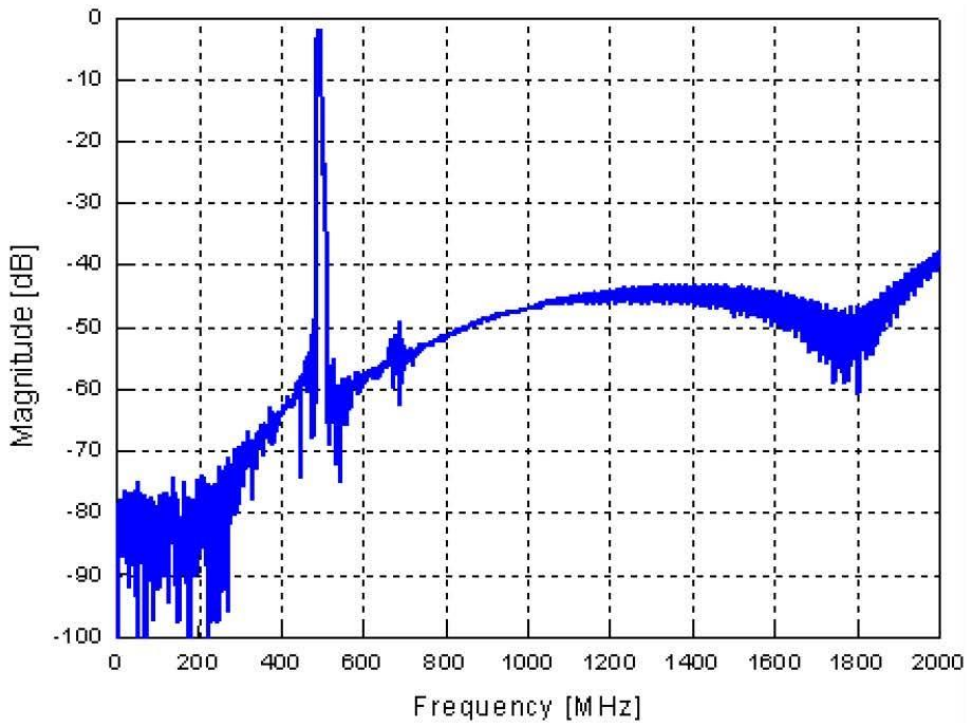
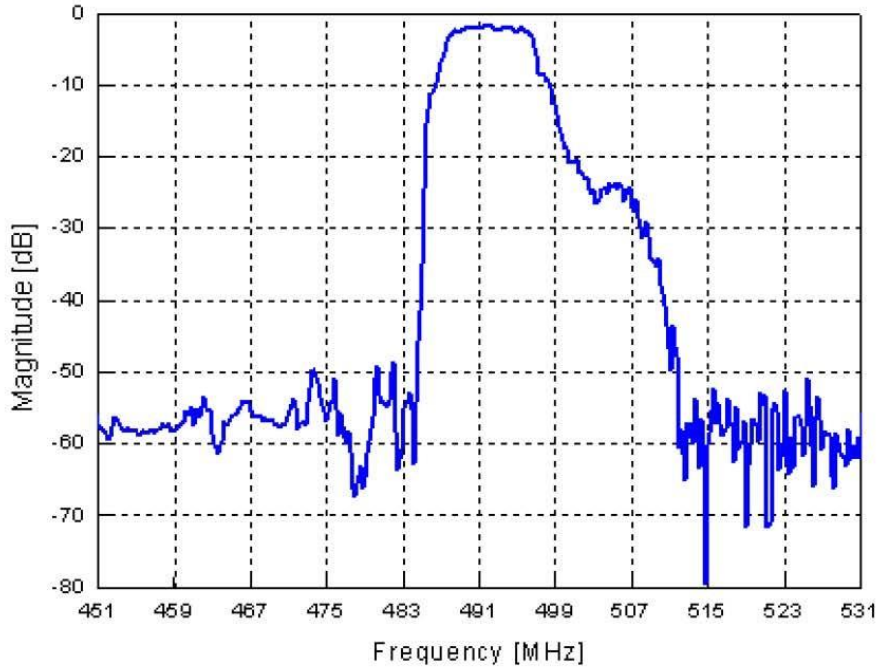
**Testing Environment:**



Source & Load Impedance: 50 Ω



**Response Plot:**





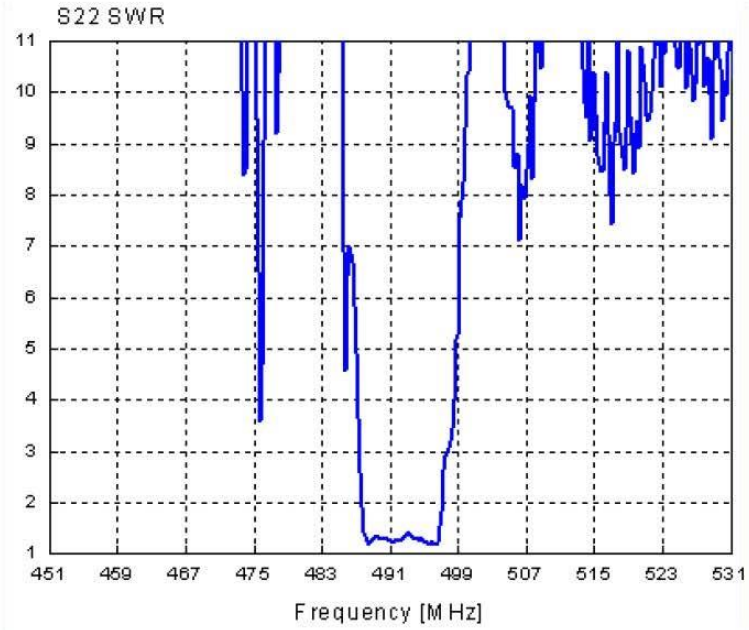
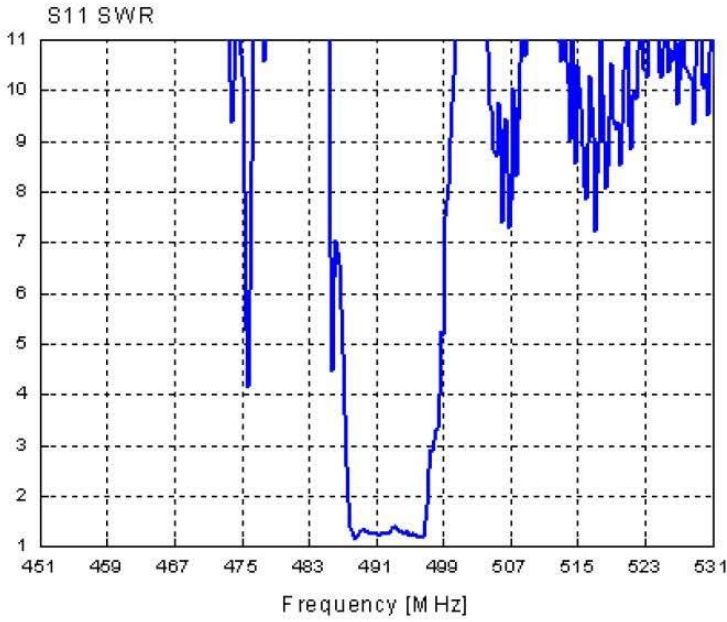
**ANATECH ELECTRONICS INC**  
RF & Microwave Filters & Products

# 491 MHz CDMA 450 F-Band RF-Tx Saw Filter

**Part Number: AM491S153**

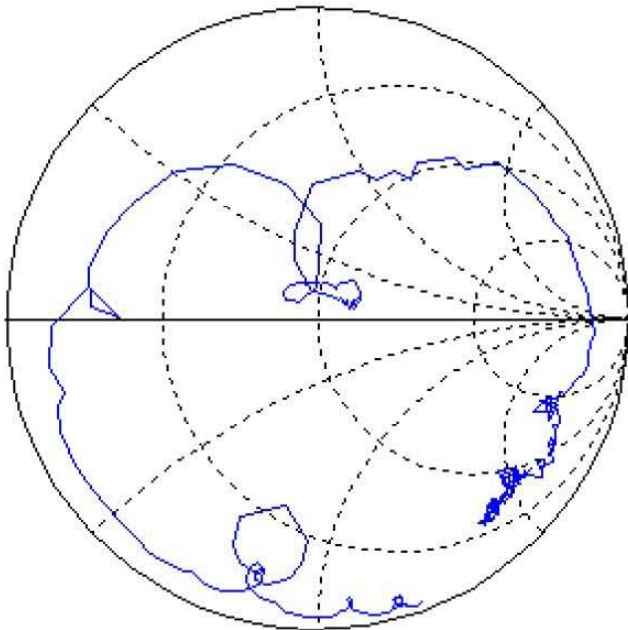


## VSWR



## Smith Chart

S11



S22

