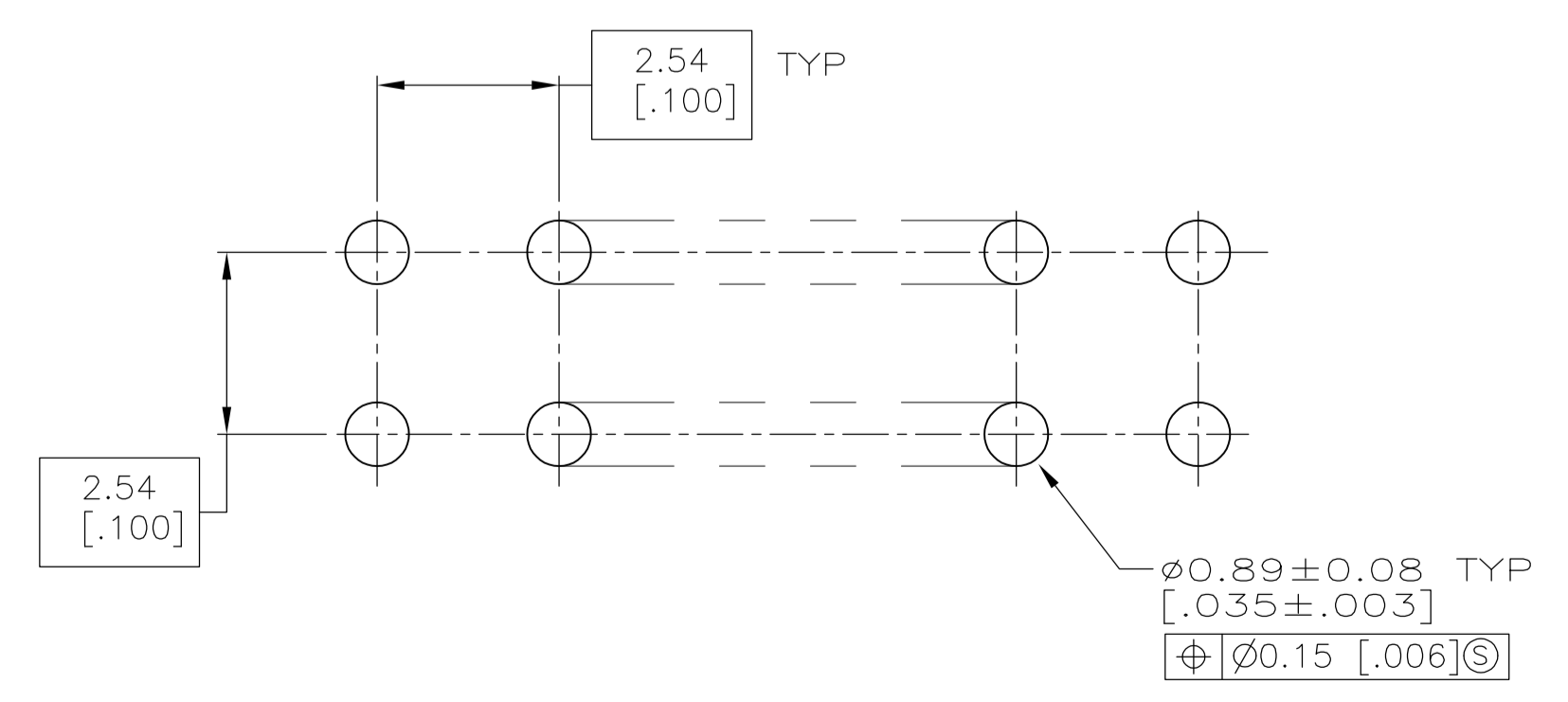
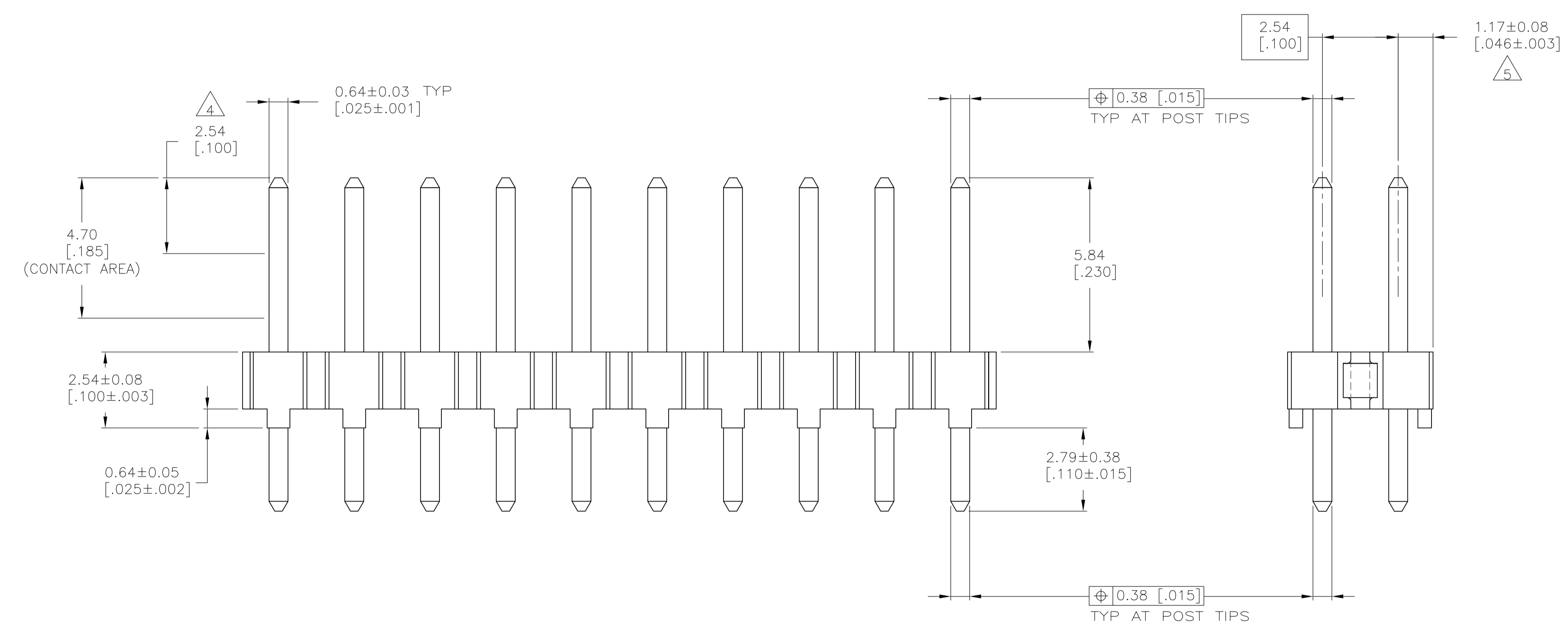
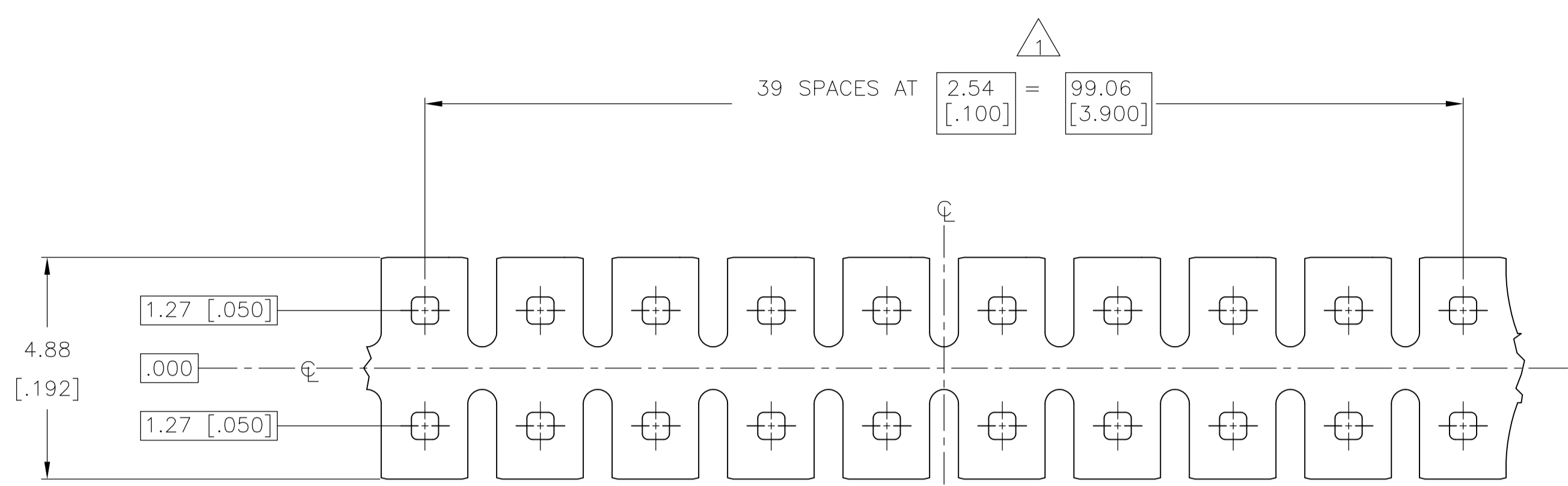


LOC		DIST		REVISIONS				
P	LTR	DESCRIPTION	DATE	DMN	APVD			
B	REVISED PER	ECO-14-000264	07JUL2014	NK	MM			



RECOMMENDED BOARD LAYOUT

- 1 DIMENSION APPLIES OVER 99.06mm [3.900 INCHES].
 - 2 HOUSING: BLACK THERMOPLASTIC, 94V-0 RATED, HIGH TEMPERATURE COMPATIBLE. POST: COPPER ALLOY.
 - 3 FINISH: 0.00038[.000015] GOLD IN MATING AREA, 0.00254[.000100]-0.00508[.000200] MATTE TIN-LEAD ON SOLDER TAIL, ALL OVER 0.00127[.000050] NICKEL.
 - 4 POINT OF MEASUREMENT FOR PLATING THICKNESS.
 - 5 THE NOTED DIMENSION APPLIES AT INTERSECTION OF POST AND HOUSING.
 - 6 TRUE POSITION TOLERANCE OF THE POST TIPS APPLIES WHEN THE HEADERS ARE HELD FLAT AGAINST THE PCB.
 - 7 PARTS ARE TO BE PACKAGED ON A REEL.
- REELED ASSEMBLIES ARE TO BE BROKEN TO THE DESIRED POSITION SIZE AND USED AS A FUNCTIONAL SUBSTITUTE/ALTERNATIVE TO THE EXISTING AMP PART NUMBER SERIES 103186 AND 146256. THESE ASSEMBLIES ARE THE SAME IN FIT AND FUNCTION, BUT THE FORM WILL BE SLIGHTLY DIFFERENT (I.E. MOLDED HOUSING APPEARANCE AND BOW, DUE TO REELING REQUIREMENTS).
- 9 THIS PART NUMBER SPECIFIES ONE(1) LINE (i.e. PIN).
 - 10 FINISH: 0.00038[.000015] GOLD IN MATING AREA, 0.00254[.000100]-0.00508[.000200] MATTE TIN ON SOLDER TAIL, ALL OVER 0.00127[.000050] NICKEL.

10	5-146859-1	9
3	146859-1	9
PLATING	PART NUMBER	

THIS DRAWING IS A CONTROLLED DOCUMENT.		DIN E. BRANDBERG 05-SEP-97		TE Connectivity	
DIMENSIONS: mm [INCHES]		C. SCHMID 05-SEP-97			
TOLERANCES UNLESS OTHERWISE SPECIFIED:		APVD C. SCHMID 05-SEP-97		NAME: HEADER ASSEMBLY, DOUBLE ROW, VERTICAL, REELED, CONTINUOUS	
0. PLC ± -		APPLICATION SPEC		SIZE: A1	
1. PLC ± -		WEIGHT: -		CAGE CODE: 00779	
2. PLC ± 0.13 [0.005]		CUSTOMER DRAWING		DRAWING NO: 146859	
3. PLC ± -		SCALE: 10:1		SHEET: 1 OF 1	
4. PLC ± -		REV: B			
ANGLES ± -					
MATERIAL: 2					