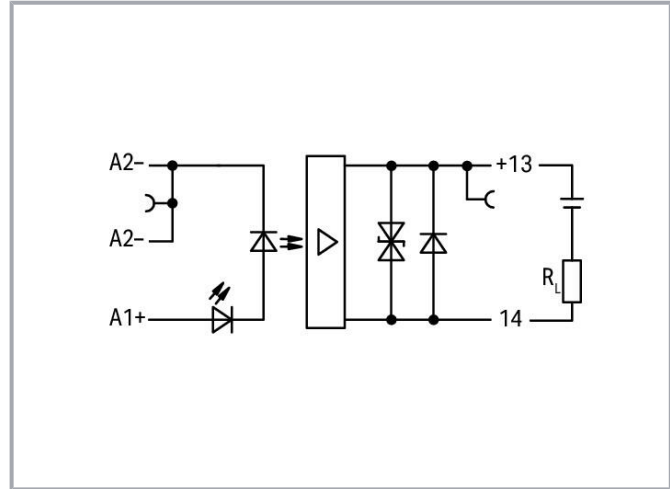



Data sheet | Item number: 859-762

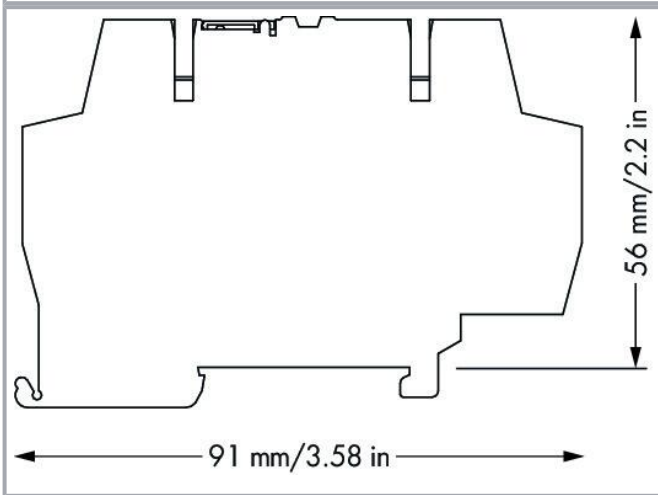
Optocoupler module; Nominal input voltage: 24 VDC; Output voltage range: 3 ... 30 VDC; Limiting continuous current: 3 A; 2-wire connection; Red status indicator; Module width: 6 mm; gray



www.wago.com/859-762



Color:



**Data
Notes**

Note

Subject to changes. Please also observe the further product documentation!

WAGO GmbH & Co. KG
Hansastr. 27
32423 Minden
Phone: +49571 887-0 | Fax: +49571 887-169
Email: info.de@wago.com | Web: www.wago.com

Do you have any questions about our products?
We are always happy to take your call at +49 (571) 887-44222.



Optocouplers and solid state relays are designed for use in signal processing networks, which are not supplied by the low-voltage power supply networks.

Technical data

Control Circuit

Nominal input voltage U_N	DC 24 V
Input voltage range (low level)	DC 0 ... 9 V
Input voltage range (high level)	DC 19 ... 27 V
Nominal input current at U_N	7 mA

Load circuit

Circuit type	2-wire connection
Limiting continuous current	3 A
Peak output current	25 A
Nominal output voltage	DC 24 V
Output voltage range	DC 3 ... 30 V
Voltage drop at output (max.)	≤ DC 0.2 V
Turn-on time	≤ 25 μs
Turn-off time	≤ 450 μs
Switching frequency	≤ 350 Hz

Signaling

Status indicator	Yellow LED
------------------	------------

Safety and protection

Rated voltage	300 V
Overvoltage category	II
Pollution degree	2
Dielectric strength (control/load circuit) (AC, 1 min)	2.5 kVrms
Insulation type (control/load circuit)	Basic insulation
Insulation type (adjacent devices)	Reinforced insulation (safe isolation)
Insulation type (between adjacent devices of the same type)	Reinforced insulation (safe isolation)

Subject to changes. Please also observe the further product documentation!

Insulation type (to adjacent devices of different types)	Basic insulation
Protection type	IP20; in connected state or when using 859-525 end plate

Connection data

Connection technology	CAGE CLAMP®
Solid conductor	0.08 ... 2.5 mm ² / 28 ... 14 AWG
Fine-stranded conductor	0.08 ... 2.5 mm ² / 28 ... 14 AWG
Fine-stranded conductor; with insulated ferrule	0.08 ... 1.5 mm ² / 28 ... 16 AWG
Strip length	5 ... 6 mm / 0.2 ... 0.24 inches

Physical data

Width	6 mm / 0.236 inches
Height	91 mm / 3.583 inches
Depth from upper-edge of DIN-rail	56 mm / 2.205 inches

Mechanical data

Mounting type	DIN-35 rail
Mounting position	horizontal (standing/lying); vertical

Material Data

Color	gray
Fire load	0.338 MJ
Weight	18.6 g

Environmental requirements

Ambient temperature (operation at U _N)	-25 ... +55 °C
Ambient temperature (storage)	-40 ... +70 °C
Processing temperature	-25 ... +50 °C
Temperature range of connection cable	≥ (T _{ambient} + 20 K)
Relative humidity	5 ... 95 % (no condensation permissible)
Operating altitude (max.)	2000 m

Standards and specifications

Standards/specifications	EN 61010-2-201 EN 61000-6-2
--------------------------	--------------------------------

Subject to changes. Please also observe the further product documentation!



EN 61000-6-3
EN 61373

Commercial data

Product Group	6 (INTERFACE ELECTRONIC)
eCl@ss 10.0	27-26-15-03
eCl@ss 9.0	27-26-15-03
ETIM 8.0	EC001504
ETIM 7.0	EC001504
PU (SPU)	1 pcs
Packaging type	Box
Country of origin	DE
GTIN	4055143606165
Customs tariff number	85365005000

Environmental Product Compliance

CAS-No.	7439-92-1 79-94-7
REACH Candidate List Substance	2,2',6,6'-tetrabromo-4,4'-isopropylidenediphenol Lead
RoHS Compliance Status	Compliant, With Exemption
RoHS Exemption	7(a) 7(c)-I 7(c)-II
SCIP notification number (Austria)	906cce6d-f6e2-4ce0-820e-bd97c5da6cde
SCIP notification number (Belgium)	a06dc191-7fc6-4f73-99a8-9025a46b9f2a
SCIP notification number (Bulgaria)	10b91ba4-4206-4e73-b7d9-9e7c7936a931
SCIP notification number (Czech Republic)	c0b45a96-37bc-49c8-914f-77816ce31a9a
SCIP notification number (Denmark)	0311b303-a23c-40d4-a4ff-23b76b35f683
SCIP notification number (Finland)	9c50e769-f95f-4287-8881-2199bc32db1c
SCIP notification number (France)	da901a98-37b5-4111-b9e9-5aade0984dc4
SCIP notification number (Germany)	c0d14cc6-9aa9-448d-bc7a-c17012b16baf
SCIP notification number (Hungary)	0c0f7385-61de-447a-b2c9-f7d44719057b
SCIP notification number (Italy)	30ddc448-01db-4580-a384-30d23bdd4f6e
SCIP notification number (Netherlands)	04b94f0b-c8db-4846-8447-eda22245b92c
SCIP notification number (Poland)	cee19bff-2173-4d48-b247-8e0dfbd3a381
SCIP notification number (Romania)	09a82c8e-1f4c-4383-b386-1456c7681c2f
SCIP notification number (Sweden)	2b2ea7e9-a812-4625-9a69-94c83da1a22c


Subject to changes. Please also observe the further product documentation!

WAGO GmbH & Co. KG
Hansastr. 27
32423 Minden
Phone: +49571 887-0 | Fax: +49571 887-169
Email: info.de@wago.com | Web: www.wago.com

Do you have any questions about our products?
We are always happy to take your call at +49 (571) 887-44222.










Approvals / Certificates

General approvals















Logo	Approval	Additional Approval Text	Certificate name
	EAC Brjansker Zertifizierungsstelle	TP TC 020/2011	EAC_Certificate_RU_C-DE.AM02.B.00115_19

Optional accessories














Jumpers

Jumper		
	Item no.: 859-408 Jumper; for jumper slot; 8-way; insulated; light gray	www.wago.com/859-408
	Item no.: 859-404/000-005 Jumper; for jumper slot; 4-way; insulated; red	www.wago.com/859-404/000-005
	Item no.: 859-404/000-006 Jumper; for jumper slot; 4-way; insulated; blue	www.wago.com/859-404/000-006
	Item no.: 859-405/000-005 Jumper; for jumper slot; 5-way; insulated; red	www.wago.com/859-405/000-005
	Item no.: 859-405/000-029 Jumper; for jumper slot; 5-way; insulated; yellow	www.wago.com/859-405/000-029
	Item no.: 859-405 Jumper; for jumper slot; 5-way; insulated; light gray	www.wago.com/859-405
	Item no.: 859-404/000-029 Jumper; for jumper slot; 4-way; insulated; yellow	www.wago.com/859-404/000-029
	Item no.: 859-406 Jumper; for jumper slot; 6-way; insulated; light gray	www.wago.com/859-406
	Item no.: 859-405/000-006 Jumper; for jumper slot; 5-way; insulated; blue	www.wago.com/859-405/000-006

Subject to changes. Please also observe the further product documentation!

	Item no.: 859-406/000-005 Jumper; for jumper slot; 6-way; insulated; red	www.wago.com/859-406/000-005
	Item no.: 859-409/000-029 Jumper; for jumper slot; 9-way; insulated; yellow	www.wago.com/859-409/000-029
	Item no.: 859-410/000-005 Jumper; for jumper slot; 10-way; insulated; red	www.wago.com/859-410/000-005
	Item no.: 859-410/000-029 Jumper; for jumper slot; 10-way; insulated; yellow	www.wago.com/859-410/000-029
	Item no.: 859-410 Jumper; for jumper slot; 10-way; insulated; light gray	www.wago.com/859-410
	Item no.: 859-410/000-006 Jumper; for jumper slot; 10-way; insulated; blue	www.wago.com/859-410/000-006
	Item no.: 859-403/000-005 Jumper; for jumper slot; 3-way; insulated; red	www.wago.com/859-403/000-005
	Item no.: 859-402/000-029 Jumper; for jumper slot; 2-way; insulated; yellow	www.wago.com/859-402/000-029
	Item no.: 859-403/000-029 Jumper; for jumper slot; 3-way; insulated; yellow	www.wago.com/859-403/000-029
	Item no.: 859-403/000-006 Jumper; for jumper slot; 3-way; insulated; blue	www.wago.com/859-403/000-006
	Item no.: 859-408/000-005 Jumper; for jumper slot; 8-way; insulated; red	www.wago.com/859-408/000-005
	Item no.: 859-408/000-029 Jumper; for jumper slot; 8-way; insulated; yellow	www.wago.com/859-408/000-029
	Item no.: 859-409 Jumper; for jumper slot; 9-way; insulated; light gray	www.wago.com/859-409
	Item no.: 859-408/000-006 Jumper; for jumper slot; 8-way; insulated; blue	www.wago.com/859-408/000-006

Subject to changes. Please also observe the further product documentation!

	Item no.: 859-403 Jumper; for jumper slot; 3-way; insulated; light gray	www.wago.com/859-403
	Item no.: 859-409/000-005 Jumper; for jumper slot; 9-way; insulated; red	www.wago.com/859-409/000-005
	Item no.: 859-404 Jumper; for jumper slot; 4-way; insulated; light gray	www.wago.com/859-404
	Item no.: 859-409/000-006 Jumper; for jumper slot; 9-way; insulated; blue	www.wago.com/859-409/000-006
	Item no.: 859-402/000-006 Jumper; for jumper slot; 2-way; insulated; blue	www.wago.com/859-402/000-006
	Item no.: 859-402 Jumper; for jumper slot; 2-way; insulated; light gray	www.wago.com/859-402
	Item no.: 859-402/000-005 Jumper; for jumper slot; 2-way; insulated; red	www.wago.com/859-402/000-005
	Item no.: 859-406/000-006 Jumper; for jumper slot; 6-way; insulated; blue	www.wago.com/859-406/000-006
	Item no.: 859-406/000-029 Jumper; for jumper slot; 6-way; insulated; signal yellow	www.wago.com/859-406/000-029
	Item no.: 859-407/000-006 Jumper; for jumper slot; 7-way; insulated; blue	www.wago.com/859-407/000-006
	Item no.: 859-407/000-005 Jumper; for jumper slot; 7-way; insulated; red	www.wago.com/859-407/000-005
	Item no.: 859-407/000-029 Jumper; for jumper slot; 7-way; insulated; yellow	www.wago.com/859-407/000-029
	Item no.: 859-407 Jumper; for jumper slot; 7-way; insulated; light gray	www.wago.com/859-407

Tool

Operating tool

Subject to changes. Please also observe the further product documentation!



Item no.: 210-720

Operating tool; Blade: 3.5 x 0.5 mm; with a partially insulated shaft; multicoloured

www.wago.com/210-720

Testing and measuring

Testing accessories



Item no.: 859-500

WAGO Test pin; 1 mm Ø; 30 V AC / 60 V DC; CAT0; 1 A; 10 mm uninsulated; Test lead for soldering up to 0,5mm²

www.wago.com/859-500

Ferrule

Ferrule



Item no.: 216-223

Ferrule; Sleeve for 1 mm² / AWG 18; insulated; electro-tin plated; red

www.wago.com/216-223



Item no.: 216-222

Ferrule; Sleeve for 0.75 mm² / 18 AWG; insulated; electro-tin plated; gray

www.wago.com/216-222



Item no.: 216-221

Ferrule; Sleeve for 0.5 mm² / 20 AWG; insulated; electro-tin plated; white

www.wago.com/216-221



Item no.: 216-224

Ferrule; Sleeve for 1.5 mm² / AWG 16; insulated; electro-tin plated; black

www.wago.com/216-224



Item no.: 216-321

Ferrule; Sleeve for 0.25 mm² / AWG 24; insulated; electro-tin plated; yellow

www.wago.com/216-321



Item no.: 216-322

Ferrule; Sleeve for 0.34 mm² / 22 AWG; insulated; electro-tin plated; light turquoise

www.wago.com/216-322

Marking accessories

Marking devices



Item no.: 210-110

Fiber-tip pen

www.wago.com/210-110

Marker



Item no.: 2009-145

Mini-WSB Inline; for Smart Printer; 1700 pieces on roll; stretchable 5 - 5.2 mm; plain; snap-on type; white

www.wago.com/2009-145



Item no.: 248-501

Mini-WSB marking card; as card; not stretchable; plain; snap-on type; white

www.wago.com/248-501



Item no.: 248-504

Mini-WSB marking card; as card; MARKED; 21 ... 30 (10x); not stretchable; Horizontal marking; snap-on type; white

www.wago.com/248-504



Item no.: 248-503

Mini-WSB marking card; as card; MARKED; 11 ... 20 (10x); not stretchable; Horizontal marking; snap-on type; white

www.wago.com/248-503

Item no.: 248-506

Subject to changes. Please also observe the further product documentation!

WAGO GmbH & Co. KG

Hansastr. 27

32423 Minden

Phone: +49571 887-0 | Fax: +49571 887-169

Email: info.de@wago.com | Web: www.wago.com

Do you have any questions about our products?

We are always happy to take your call at +49 (571) 887-44222.



Mini-WSB marking card; as card; MARKED; 41 ... 50 (10x); not stretchable; Horizontal marking; snap-on type; white www.wago.com/248-506



Item no.: 248-502

Mini-WSB marking card; as card; MARKED; 1 ... 10 (10x); not stretchable; Horizontal marking; snap-on type; white www.wago.com/248-502

End plate

Intermediate plate



Item no.: 859-525

End and intermediate plate; 1 mm thick; gray

www.wago.com/859-525

Downloads

Documentation

Bid Text

859-762 docx - Datei	2019 Feb 20	docx 15.6 kB	Download
-------------------------	-------------	-----------------	----------

859-762 X81 - Datei	2019 Feb 19	xml 3.9 kB	Download
------------------------	-------------	---------------	----------

Instruction Leaflet

Relay modules, Optocoupler modules	V 2.0.0 2022 Jan 19	pdf 2.1 MB	Download
------------------------------------	------------------------	---------------	----------

Additional Information

Disposal and Recycling Electrical and electronic equipment, Batteries, Packaging	V 1.1.0 2022 Aug 18	pdf 2.2 MB	Download
---	------------------------	---------------	----------

CAD/CAE-Data

CAD data

2D/3D Models 859-762	URL	Download
----------------------	-----	----------

CAE data

EPLAN Data Portal 859-762	URL	Download
---------------------------	-----	----------

WSCAD Universe 859-762	URL	Download
------------------------	-----	----------

Subject to changes. Please also observe the further product documentation!

Environmental Product Compliance

Compliance Search

Environmental Product Compliance 859-762


[URL](#)

[Download](#)

Optocoupler module; Nominal input voltage: 24 VDC; Output voltage range: 3 ... 30 VDC; Limiting continuous current: 3 A; 2-wire connection; Red status indicator; Module width: 6 mm; gray


Installation Notes

Conductor termination



Conductor termination

Commoning



Easy commoning using adjacent jumpers

Marking

Subject to changes. Please also observe the further product documentation!



Marking via Mini-WSB Quick Marking System

Subject to changes. Please also observe the further product documentation!