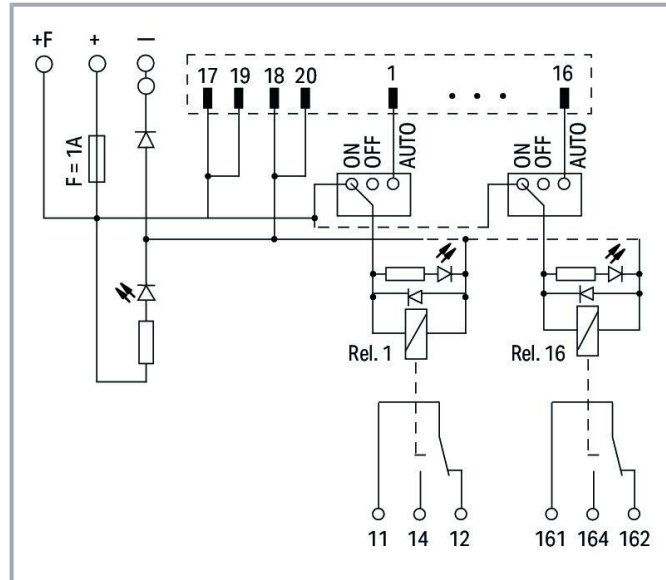


## Data sheet | Item number: 704-5044

Interface module for system wiring; Pluggable connector per DIN 41651;  
Male connector; 20-pole; 16-channel relay output; 1 changeover contact;  
Triple-deck PCB terminal blocks; with manual operation; in mounting carrier;  
2,50 mm<sup>2</sup>

[www.wago.com/704-5044](http://www.wago.com/704-5044)



## Data

### Electrical data

Inputs/outputs	16-channel relay output
Nominal operating voltage	DC 24 V
Operating voltage range	±10 %
Number of changeover/switchover contacts	1
Limiting continuous current	5 A
Switching voltage (max.)	AC 250 V; DC 48 V
Switching power (resistive) max.	AC 1250 VA; DC 50 W
Mechanical life	10 x 10 <sup>6</sup> switching operations
Status indicator	Green LED (channel) Yellow LED (power supply)
Internal fuse	Supply: 1 A; Relay output: -
WAGO Basic Relay	857-152
Specialty functions	With manual operation with manual operation

Subject to changes. Please also observe the further product documentation!

WAGO GmbH & Co. KG  
Hansastr. 27  
32423 Minden  
Phone: +49571 887-0 | Fax: +49571 887-169  
Email: [info.de@wago.com](mailto:info.de@wago.com) | Web: [www.wago.com](http://www.wago.com)

Do you have any questions about our products?  
We are always happy to take your call at +49 (571) 887-44222.



## Safety and protection

Rated voltage	50 V
Rated surge voltage	0.8 kV
Pollution degree	2
Dielectric strength (control/load circuit) (AC, 1 min)	4 kVrms
Dielectric strength (load/load circuit) (AC, 1 min)	1 kVrms

## Compatibility

### Siemens

Siemens S7-300	6ES7 313-5BE01-0AB0
	6ES7 313-5BG04-0AB0
	6ES7 313-6BE01-0AB0
	6ES7 313-6BF03-0AB0
	6ES7 313-6CE01-0AB0
	6ES7 313-6CF03-0AB0
	6ES7 314-6BF01-0AB0
	6ES7 314-6BG03-0AB0
	6ES7 314-6CF01-0AB0
	6ES7 314-6CG03-0AB0
	6ES7 322-1BH01-0AA0
	6ES7 322-1BH10-0AA0
	6ES7 322-1BH80-0AA0
	6ES7 322-1BL00-0AA0
	6ES7 322-1BP00-0AA0
	6ES7 322-1EH01-0AA0
	6ES7 322-8BH01/8BH10-0AB0
6ES7 323-1BL00-0AA0	
Siemens S7-400	6ES7 422-1BL00-0AA0
Siemens S7-1500	6ES7 511-1CK00-0AB0
	6ES7 512-1CK00-0AB0
	6ES7 522-1BH00-0AB0
	6ES7 522-1BH01-0AB0
	6ES7 522-1BH10-0AA0
	6ES7 522-1BL00-0AB0
	6ES7 522-1BL01-0AB0
	6ES7 522-1BL10-0AA0
	6ES7 522-1BP00-0AA0
	6ES7 523-1BL00-0AA0
Siemens ET200SP	6ES7 132-6BH00-0AA0
	6ES7 132-6BH00-2AA0
	6ES7 132-6BH01-0BA0
	6ES7 132-6BH01-2BA0

Subject to changes. Please also observe the further product documentation!



## GE Fanuc

GE Fanuc 9030	IC693 MDL740 IC693 MDL742 IC693 MDL753
GE Fanuc RX3i	IC694 MDL753

## Schneider

Schneider Modicon TM3	TM3 DQ16T(G) TM3 DQ16TK TM3 DQ32TK
Schneider Modicon M340	BMX DDO 1602 BMX DDO 3202K BMX DDO 6402K BMX DDM 3202K
Schneider Modicon Quantum	140 DDO 353 00 140 DDO 353 01 140 DDO 364 00 140 DVO 853 00
Schneider TSX	TSX DSY 16T2 TSX DSY 32T2K TSX DSY 64T2K TSX DMY 28FK TSX DMY 28RFX
Schneider Twido	TM2 DDO 16TK TM2 DDO 32TK

## Rockwell

Rockwell Compact Logix	1769 - OB16 1769 - OB16P 1769 - OB32 1769 - OB32T
Rockwell Control Logix	1756 - OB16E 1756 - OB32

## Omron

Omron CJ1W	CJ1W-MD232 CJ1W-OD212 CJ1W-OD232 CJ1W-OD262
------------	--

Subject to changes. Please also observe the further product documentation!



## WAGO

WAGO I/O System 750	750-1500
WAGO I/O System 753	753-530 (x2)

## Connection data

### Connection 1

Connector	DIN 41651 connector; male connector
Pole number 1	20
Connection type 1	System
Note (conductor cross-section)	12 AWG: THHN, THWN
Mating direction	vertical

### Connection 2

Design 2	PCB terminal blocks (triple-deck)
Pole number 2	48
Connection type 2	Field
WAGO connector 2	WAGO 737 Series
Solid conductor 2	0.08 ... 2.5 mm <sup>2</sup> / 28 ... 12 AWG
Fine-stranded conductor 2	0.08 ... 2.5 mm <sup>2</sup> / 28 ... 12 AWG
Strip length 2	5 ... 6 mm / 0.2 ... 0.24 inches

### Connection 3

Design 3	PCB terminal blocks
Pole number 3	4
Connection type 3	Power supply
WAGO connector 3	WAGO 236 Series
Solid conductor 3	0.08 ... 2.5 mm <sup>2</sup> / 28 ... 12 AWG
Fine-stranded conductor 3	0.08 ... 2.5 mm <sup>2</sup> / 28 ... 12 AWG
Strip length 3	5 ... 6 mm / 0.2 ... 0.24 inches

## Physical data

Width	121 mm / 4.76 inches
Height	105 mm / 4.134 inches
Depth from upper-edge of DIN-rail	65 mm / 2.559 inches

Subject to changes. Please also observe the further product documentation!

WAGO GmbH & Co. KG  
 Hansastr. 27  
 32423 Minden  
 Phone: +49571 887-0 | Fax: +49571 887-169  
 Email: [info.de@wago.com](mailto:info.de@wago.com) | Web: [www.wago.com](http://www.wago.com)

Do you have any questions about our products?  
 We are always happy to take your call at +49 (571) 887-44222.

## Mechanical Data

Mounting type	DIN-35 rail
---------------	-------------

## Material Data

Contact material (relay)	AgSnO <sub>2</sub>
Fire load	1.776 MJ
Weight	319 g

## Environmental requirements

Ambient temperature (operation)	-25 ... +40 °C
Ambient temperature (storage)	-40 ... +70 °C
Relative humidity	85% (non-condensing)

## Commercial data


Product Group	30 (WAGO France)
eCl@ss 10.0	27-14-11-52
eCl@ss 9.0	27-14-11-52
ETIM 8.0	EC002780
ETIM 7.0	EC002780
PU (SPU)	1 pcs
Packaging type	box
Country of origin	FR
GTIN	4045454980160
Customs tariff number	85366990990

## Environmental Product Compliance

RoHS Compliance Status	Compliant, No Exemption
------------------------	-------------------------

## Approvals / Certificates

### Declarations of conformity and manufacturer's declarations

Logo	Approval	Additional Approval Text	Certificate name
	UK-Declaration of Conformity WAGO GmbH & Co. KG	-	-












Subject to changes. Please also observe the further product documentation!

WAGO GmbH & Co. KG  
Hansastr. 27  
32423 Minden  
Phone: +49571 887-0 | Fax: +49571 887-169  
Email: [info.de@wago.com](mailto:info.de@wago.com) | Web: [www.wago.com](http://www.wago.com)

Do you have any questions about our products?  
We are always happy to take your call at +49 (571) 887-44222.

## Optional accessories

### Cables and pluggable connectors

System cable		
	<b>Item no.: 706-2300/301-300</b> System cable; for Siemens S7-300; 2 x 16 digital inputs or outputs; Length: 3 m; Conductor cross-section: 0.14 mm <sup>2</sup>	<a href="http://www.wago.com/706-2300/301-300">www.wago.com/706-2300/301-300</a>
	<b>Item no.: 706-2300/301-200</b> System cable; for Siemens S7-300; 2 x 16 digital inputs or outputs; Length: 2 m; Conductor cross-section: 0.14 mm <sup>2</sup>	<a href="http://www.wago.com/706-2300/301-200">www.wago.com/706-2300/301-200</a>
	<b>Item no.: 706-2300/200-100</b> System cable; for Siemens S7-300; 2 x 16 digital outputs; Length: 1 m; Conductor cross-section: 0.14 mm <sup>2</sup>	<a href="http://www.wago.com/706-2300/200-100">www.wago.com/706-2300/200-100</a>
	<b>Item no.: 706-2300/200-300</b> System cable; for Siemens S7-300; 2 x 16 digital outputs; Length: 3 m; Conductor cross-section: 0.14 mm <sup>2</sup>	<a href="http://www.wago.com/706-2300/200-300">www.wago.com/706-2300/200-300</a>
	<b>Item no.: 706-2300/200-200</b> System cable; for Siemens S7-300; 2 x 16 digital outputs; Length: 2 m; Conductor cross-section: 0.14 mm <sup>2</sup>	<a href="http://www.wago.com/706-2300/200-200">www.wago.com/706-2300/200-200</a>
	<b>Item no.: 706-2300/300-100</b> System cable; for Siemens S7-300; 16 digital inputs or outputs; Length: 1 m; Conductor cross-section: 0.14 mm <sup>2</sup>	<a href="http://www.wago.com/706-2300/300-100">www.wago.com/706-2300/300-100</a>
	<b>Item no.: 706-2300/301-100</b> System cable; for Siemens S7-300; 2 x 16 digital inputs or outputs; Length: 1 m; Conductor cross-section: 0.14 mm <sup>2</sup>	<a href="http://www.wago.com/706-2300/301-100">www.wago.com/706-2300/301-100</a>
	<b>Item no.: 706-2300/300-200</b> System cable; for Siemens S7-300; 16 digital inputs or outputs; Length: 2 m; Conductor cross-section: 0.14 mm <sup>2</sup>	<a href="http://www.wago.com/706-2300/300-200">www.wago.com/706-2300/300-200</a>
	<b>Item no.: 706-2300/300-300</b> System cable; for Siemens S7-300; 16 digital inputs or outputs; Length: 3 m; Conductor cross-section: 0.14 mm <sup>2</sup>	<a href="http://www.wago.com/706-2300/300-300">www.wago.com/706-2300/300-300</a>
	<b>Item no.: 706-7753/301-200</b> System cable; for WAGO-I/O-SYSTEM, 753 Series; 2 x 16 digital inputs or outputs; Length: 2 m; Conductor cross-section: 0.14 mm <sup>2</sup>	<a href="http://www.wago.com/706-7753/301-200">www.wago.com/706-7753/301-200</a>
Connecting cable		
	<b>Item no.: 706-100/1300-200</b> Connection cable; 20-pole; Pluggable connector per DIN 41651; open-ended; Length: 2 m; Conductor cross-section: 0.14 mm <sup>2</sup> ; UR components	<a href="http://www.wago.com/706-100/1300-200">www.wago.com/706-100/1300-200</a>

Subject to changes. Please also observe the further product documentation!



**Item no.: 706-100/1300-400**

Connection cable; 20-pole; Pluggable connector per DIN 41651; open-ended; Length: 4 m; Conductor cross-section: 0.14 mm<sup>2</sup>; UR components

[www.wago.com/706-100/1300-400](http://www.wago.com/706-100/1300-400)

### Marking accessories

#### Marking strip



**Item no.: 2009-110**

Marking strips; for Smart Printer; on reel; not stretchable; plain; snap-on type; white

[www.wago.com/2009-110](http://www.wago.com/2009-110)



**Item no.: 709-196**

Marking strips; for laser printer; translucent

[www.wago.com/709-196](http://www.wago.com/709-196)



**Item no.: 709-178**

Marking strips; on reel; 7.5 mm wide; not stretchable; plain; snap-on type; white

[www.wago.com/709-178](http://www.wago.com/709-178)



**Item no.: 709-177**

Marking strips; on reel; 7.5 mm wide; not stretchable; plain; snap-on type; translucent

[www.wago.com/709-177](http://www.wago.com/709-177)

### Basic Relay

#### Basic relay



**Item no.: 857-152**

Basic relay; Nominal input voltage: 24 VDC; 1 changeover contact; Limiting continuous current: 6 A; Module width: 5 mm; Module height: 15 mm

[www.wago.com/857-152](http://www.wago.com/857-152)

### Downloads

#### Documentation

##### Bid Text

704-5044 X81 - Datei	2019 Feb 19	xml 4.2 kB	Download
704-5044 doc - Datei	2015 Nov 20	doc 27.1 kB	Download

##### Additional Information

Disposal and Recycling Electrical and electronic equipment, Batteries, Packaging	V 1.1.0 2022 Aug 18	pdf 2.2 MB	Download
---	------------------------	---------------	----------

##### System Description

WAGO System Wiring Selection Guide

Subject to changes. Please also observe the further product documentation!

WAGO GmbH & Co. KG

Hansastr. 27

32423 Minden

Phone: +49571 887-0 | Fax: +49571 887-169

Email: [info.de@wago.com](mailto:info.de@wago.com) | Web: [www.wago.com](http://www.wago.com)

Do you have any questions about our products?

We are always happy to take your call at +49 (571) 887-44222.



#### WAGO System Wiring Selection Guide

This guide will help you select the appropriate interface modules and system cables for the controller you are using.

pdf  
545.9 kB  
Download

## Application Notes

### Application note, other

1.0.0  
2021 Apr 27  
pdf  
2.2 MB  
Download

## CAD/CAE-Data

### CAE data

EPLAN Data Portal 704-5044  
URL  
Download

WSCAD Universe 704-5044  
URL  
Download

### CAD data

2D/3D Models 704-5044  
URL  
Download

## Environmental Product Compliance

### Compliance Search

Environmental Product Compliance 704-5044  
URL  
Download

Interface module for system wiring; Pluggable connector per DIN 41651; Male connector; 20-pole; 16-channel relay output; 1 changeover contact; Triple-deck PCB terminal blocks; with manual operation; in mounting carrier; 2,50 mm<sup>2</sup>

## Installation Notes

Subject to changes. Please also observe the further product documentation!