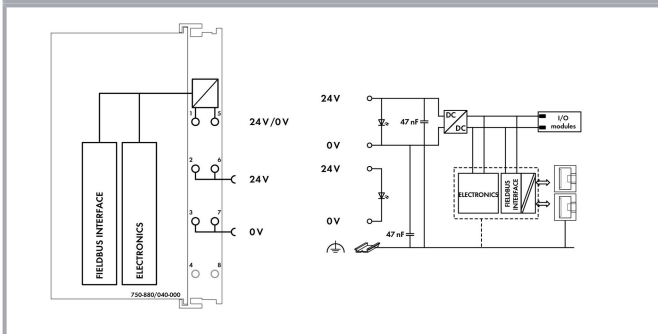
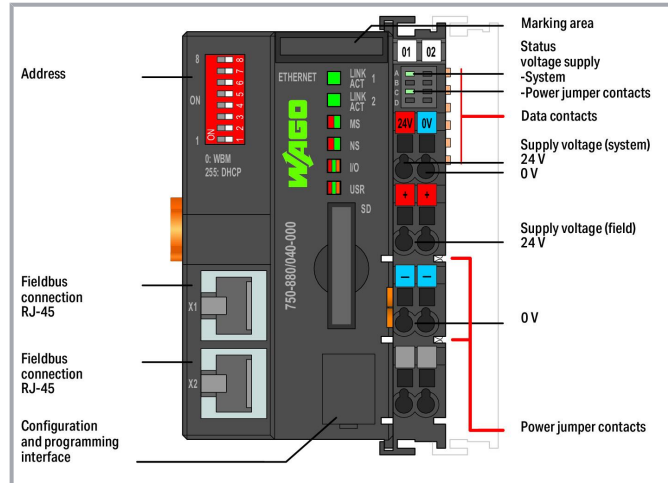




Color: ■■



X This item has been discontinued.

Successor model

	<p>Item no.750-890/040-000 Controller Modbus TCP; 4th generation; 2 x ETHERNET, SD Card Slot; Extreme</p>	<p>www.wago.com/750-890/040-000</p>
	<p>Item no.750-8212/040-000 Controller PFC200; 2nd Generation; 2 x ETHERNET, RS-232/-485; Extreme</p>	<p>www.wago.com/750-8212/040-000</p>

Subject to changes. Please also observe the further product documentation!



Item description

The ETHERNET Controller can be used as a programmable controller within ETHERNET networks in conjunction with the WAGO I/O System.

The controller supports all digital, analog and specialty modules found within the 750/753 Series, and is suitable for data rates of 10/100 Mbit/s.

Two ETHERNET interfaces and an integrated switch allow the fieldbus to be wired in a line topology, eliminating the need for additional network devices, such as switches or hubs. Both interfaces support autonegotiation and Auto-MDI(X).

The DIP switch configures the last byte of the IP address and may be used for IP address assignment.

The controller supports both MODBUS/TCP and EtherNet/IP for use in industrial environments. It also supports a wide variety of standard ETHERNET protocols for easy integration into IT environments (e.g., HTTP, BootP, DHCP, DNS, SNTP, SNMP, FTP).

For telecontrol applications, the 750-880/040-001 Controller supports the IEC 60870-5-101/-103-104, IEC 61850-7 and IEC 61400-25 communication protocols.

An integrated Webserver provides user configuration options, while displaying the controller's status information.

The IEC 61131-3 programmable controller is multitasking-capable and features a capacitor-backed RTC.

A data memory of 1 MB is available.

The 750-880 Controller is equipped with a removable memory card slot. A memory card can be used to transfer device parameters or files (e.g., boot files) from one controller to another. The memory card can be accessed via FTP and be used as an additional drive.

The device is ideal for operation in extreme environments thanks to:

- An extended temperature range
- Greater immunity to impulse voltages and electromagnetic interference
- Higher vibration and shock resistance

Data

Technical data

Communication	EtherNet/IP™ Modbus (TCP, UDP) ETHERNET
ETHERNET protocols	HTTP BootP DHCP DNS SNTP FTP SNMP
Visualization	Web-Visu Web Visu
CPU	32 bits

Subject to changes. Please also observe the further product documentation!



Programming languages per IEC 61131-3	Instruction List (IL) Ladder Diagram (LD) Function Block Diagram (FBD) Continuous Function Chart (CFC) Structured Text (ST) Sequential Function Chart (SFC)
Programming environment	WAGO-I/O-PRO V2.3 (based on CODESYS V2.3)
Configuration options	WAGO-I/O-CHECK Web-Based Management
Baud rate (communication/fieldbus 1)	10/100 Mbit/s
Baud rate	10/100 Mbit/s
Transmission medium (communication/fieldbus)	Twisted Pair S-UTP; 100 Ω; Cat. 5; 100 m maximum cable length
Transmission performance	Class D per EN 50173
Program memory	1024 KB
Data memory	1024 KB
Non-volatile software memory	32 Kbytes
Type of memory card	SD and SDHC up to 32 GB (all guaranteed properties only valid with WAGO 758-879/000-001 Memory Card)
Memory card slot	Push-push mechanism; Cover lid (sealable)
Number of modules per node (max.)	64
Input and output process image (fieldbus) max.	1020 words/1020 words
Indicators	LED (LINK/ACT) green: Network connection via ports 1 ... 2; LED (MS, NS) red/green: Status of node, network; LED (I/O, USR) red /green/orange: Local data bus status, status programmable by user; LED (A, B) green: System power supply status, field supply
Derating	Total current for system supply: 1700 mA (ambient (operating) temperature < 60 °C; 1500 mA (ambient (operating) temperature: 60 ... 70 °C); Derating (supply voltage): Ambient temperatures under laboratory conditions: (-25 ... +30 %); for -40 ... +55 °C: 24 V (-25 ... +20 %); for +55 ... +70 °C: 24 V (-25 ... +10 %); Lower limit in all temperature ranges: -27.5 % (including 15 % residual ripple)
Supply voltage (system)	24 VDC; via pluggable connector (CAGE CLAMP® connection); Derating must be observed!
Input current (typ.) at nominal load (24 V)	500 mA
Power supply efficiency (typ.) at nominal load (24 V)	90 %
Current consumption (5 V system supply)	450 mA
Total current (system supply)	1,700 mA
Supply voltage (actuator)	N/A N/A
Supply voltage (field)	24 VDC; Power supply via pluggable connector (CAGE CLAMP® connection); Transmission via power jumper contacts; Derating must be observed!
Current carrying capacity (power jumper contacts)	10 A

Subject to changes. Please also observe the further product documentation!



Number of outgoing power jumper contacts	2
Ratings per	IEC/EN 60664-1
Rated surge voltage	1 kV

Connection data

Connection technology: communication/fieldbus	EtherNet/IP™: 2 x RJ-45; Modbus (TCP, UDP): 2 x RJ-45
Connection technology: system supply	2 x CAGE CLAMP®
Connection technology: field supply	4 x CAGE CLAMP®
Connection type 1	System/field supply
Solid conductor	0.25 ... 2.5 mm ² / 24 ... 14 AWG
Fine-stranded conductor	0.25 ... 2.5 mm ² / 24 ... 14 AWG
Strip length	8 ... 9 mm / 0.31 ... 0.35 inches
Connection technology: device configuration	1 x Male connector; 4-pole

Physical data

Width	61.5 mm / 2.421 inches
Height	100 mm / 3.937 inches
Depth	71.9 mm / 2.831 inches
Depth from upper-edge of DIN-rail	64.7 mm / 2.547 inches

Mechanical Data

Weight	167 g
Color	dark gray
Housing material	Polycarbonate; polyamide 6.6
Conformity marking	CE

Environmental requirements

Ambient temperature (operation)	-40 ... +70 °C
Ambient temperature (storage)	-40 ... +85 °C
Protection type	IP20
Pollution degree	2 per IEC 61131-2
Operating altitude	without temperature derating: 0 ... 2000 m; with temperature derating: 2000 ... 5000 m (0.5 K/100 m); 5000 m (max.)
Relative humidity (without condensation)	95 %
Relative humidity (with condensation)	Short-term condensation per Class 3K7/IEC EN 60721-3-3 and E-DIN 40046-721-3 (except for wind-driven precipitation, water and

Subject to changes. Please also observe the further product documentation!

WAGO GmbH & Co. KG
Hansastr. 27
32423 Minden
Phone: +49571 887-0 | Fax: +49571 887-169
Email: info.de@wago.com | Web: www.wago.com

Do you have any questions about our products?
We are always happy to take your call at +49 (571) 887-44222.



	ice formation)
Mounting position	horizontal (standing/lying); vertical
Mounting type	DIN-35 rail
Vibration resistance	per IEC 60068-2-6 (acceleration: 5g), EN 60870-2-2, IEC 60721-3-1, -3, EN 50155; EN 61373
Shock resistance	per IEC 60068-2-27 (15g/11 ms/half-sine/1,000 shocks; 25g/6 ms/1,000 shocks), EN 50155, EN 61373
EMC immunity to interference	per EN 61000-6-1, -2; EN 61131-2; marine applications; EN 50121-3-2; EN 50121-4, -5; EN 60255-26; EN 60870-2-1; EN 61850-3; IEC 61000-6-5; IEEE 1613; VDEW: 1994
EMC emission of interference	per EN 61000-6-3, -4, EN 61131-2, EN 60255-26, marine applications, EN 60870-2-1, EN 61850-3, EN 50121-3-2, EN 50121-4, -5
Exposure to pollutants	Per IEC 60068-2-42 and IEC 60068-2-43
Fire load	2.471 MJ
Permissible H ₂ S contaminant concentration at a relative humidity 75 %	10 ppm
Permissible SO ₂ contaminant concentration at a relative humidity 75 %	25 ppm

Commercial data

Product Group	15 (I/O System)
eCl@ss 10.0	27-24-26-07
eCl@ss 9.0	27-24-26-07
ETIM 8.0	EC000236
ETIM 7.0	EC000236
PU (SPU)	1 pcs
Packaging type	box
Country of origin	DE
GTIN	4050821460121
Customs tariff number	85371091990
End of Sale	2022-01-31
End of Production	2023-02-28
End of Delivery	2023-03-31
End of Service and Repair	2026-12-31

Environmental Product Compliance

CAS-No.	1303-86-2
---------	-----------

Subject to changes. Please also observe the further product documentation!

WAGO GmbH & Co. KG
 Hansastr. 27
 32423 Minden
 Phone: +49571 887-0 | Fax: +49571 887-169
 Email: info.de@wago.com | Web: www.wago.com

Do you have any questions about our products?
 We are always happy to take your call at +49 (571) 887-44222.



1317-36-8
693-98-1
7439-92-1
79-94-7

REACH Candidate List Substance	2,2',6,6'-tetrabromo-4,4'-isopropylidenediphenol 2-methylimidazole Diboron trioxide Lead Lead monoxide Perfluorobutane sulfonic acid (PFBS) and its salts
RoHS Exemption	6(c) 7(a) 7(c)-I 7(c)-II 7a
SCIP notification number (Bulgaria)	a0b20404-0427-468d-9204-5fb55802fea6
SCIP notification number (Czech Republic)	1247cb98-37e9-4db3-8203-b25a45d36a8b

Approvals / Certificates

General approvals

Logo	Approval	Additional Approval Text	Certificate name
	CCC CNEX	CNCA-C23-01	2020312310000214 (Ex ec IIC T4 Gc)
	EAC Brjansker Zertifizierungsstelle	TP TC 020/2011	EAC RU C-DE.AM02. B.00087/19
	KC National Radio Research Agency	Article 58-2, Clause 3	MSIP-REM-W43- PFC750
	UL Underwriters Laboratories Inc. (ORDINARY LOCATIONS)	UL 508	E175199 Sec.1

Declarations of conformity and manufacturer's declarations





Logo	Approval	Additional Approval Text	Certificate name
	EU-Declaration of Conformity WAGO GmbH & Co. KG	-	-

Subject to changes. Please also observe the further product documentation!






WAGO GmbH & Co. KG
Hansastr. 27
32423 Minden
Phone: +49571 887-0 | Fax: +49571 887-169
Email: info.de@wago.com | Web: www.wago.com

Do you have any questions about our products?
We are always happy to take your call at +49 (571) 887-44222.

Approvals for marine applications

Logo	Approval	Additional Approval Text	Certificate name
	ABS American Bureau of Shipping	-	22-2208829-PDA
	DNV DNV Germany GmbH	DNV-CG-0339, Aug. 2021	TAA00000Y7
	LR Lloyds Register	-	LR22276776TA
	PRS Polski Rejestr Statków	-	TE/2215 /880590/18

Approvals for hazardous areas

Logo	Approval	Additional Approval Text	Certificate name
	ATEX TUEV Nord Cert GmbH	EN 60079-0	TUEV 17 ATEX 193969X (II 3 G Ex ec IIC T4 Gc)
	CCC CNEX	CNCA-C23-01	2020312310000214 (Ex ec IIC T4 Gc)
	EAC Brjansker Zertifizierungsstelle	TP TC 012/2011	EAC RU C-DE.AM02.B.00163 /19 (2Ex e IIC T4 Gc X)
	IECEX TUEV Nord Cert GmbH	IEC 60079-0	IECEX TUN 16.0046X (Ex ec IIC T4 Gc)
	UKEx WAGO GmbH & Co. KG	EN 60079-0	UKCA_WAGO22UKEX005X_ec

Subject to changes. Please also observe the further product documentation!



UL
Underwriters Laboratories Inc. (HAZARDOUS
LOCATIONS)

UL 121201

E198726 Sec.1

Optional accessories

System housing

System enclosure



Item no.: 850-814/002-000
IP65 enclosure; Sheet steel (RAL 7035); WxHxD (200x120x200 mm); without flange plate

www.wago.com/850-814/002-000



Item no.: 850-815/002-000
IP65 enclosure; Sheet steel (RAL 7035); WxHxD (300x120x200 mm); without flange plate

www.wago.com/850-815/002-000



Item no.: 850-816/002-000
IP65 enclosure; Sheet steel (RAL 7035); WxHxD (400x120x200 mm); without flange plate

www.wago.com/850-816/002-000



Item no.: 850-817/002-000
IP65 enclosure; Sheet steel (RAL 7035); WxHxD (600x120x200 mm); without flange plate

www.wago.com/850-817/002-000



Item no.: 850-825
IP65 enclosure; Aluminium (RAL 7032); WxHxD (160x100x160 mm); 9 x M12, 4 x M20

www.wago.com/850-825



Item no.: 850-826
IP65 enclosure; Aluminium (RAL 7032); WxHxD (240x100x160 mm); 4 x M20, 4 x M16, 14 x M12 cable grip

www.wago.com/850-826



Item no.: 850-827
IP65 enclosure; Aluminium (RAL 7032); WxHxD (320x100x160 mm); 4 x M20, 8 x M16, 17 x M12 cable grip

www.wago.com/850-827



Item no.: 850-827/002-000
IP65 enclosure; Aluminium (RAL 7035); WxHxD (320x100x160 mm); 4 x M20, 8 x M16, 17 x M12 cable grip

www.wago.com/850-827/002-000



Item no.: 850-826/002-000
IP65 enclosure; Aluminium (RAL 7035); WxHxD (240x100x160 mm); 4 x M20, 4 x M16, 14 x M12 cable grip

www.wago.com/850-826/002-000



Item no.: 850-828/002-000
IP65 enclosure; Aluminium (RAL 7035); WxHxD (480x100x160 mm); 4 x M20, 10 x M16, 35 x M12 cable grip

www.wago.com/850-828/002-000



Item no.: 850-828
IP65 enclosure; Aluminium (RAL 7032); WxHxD (480x100x160 mm); 4 x M20, 10 x M16, 35 x M12 cable grip

www.wago.com/850-828

Subject to changes. Please also observe the further product documentation!

WAGO GmbH & Co. KG
Hansastr. 27
32423 Minden
Phone: +49571 887-0 | Fax: +49571 887-169
Email: info.de@wago.com | Web: www.wago.com

Do you have any questions about our products?
We are always happy to take your call at +49 (571) 887-44222.



Item no.: 850-834
IP65 enclosure; Polyester (RAL 7032); WxHxD (164x100x164 mm); 9 x M12, 4 x M20

www.wago.com/850-834



Item no.: 850-835
IP65 enclosure; Polyester (RAL 7032); WxHxD (244x100x164 mm); 4 x M20, 4 x M16, 14 x M12 cable grip

www.wago.com/850-835



Item no.: 850-836
IP65 enclosure; Polyester (RAL 7032); WxHxD (324x100x164 mm); 4 x M20, 8 x M16, 17 x M12 cable grip

www.wago.com/850-836

Memory card

Memory card



Item no.: 758-879/000-001
Memory Card SD; SLC-NAND; 2 GByte; Temperature from -40 to 90 °C

www.wago.com/758-879/000-001



Item no.: 758-879/000-2108
Memory Card SD; pSLC-NAND; 8 GB; Temperature range: -40 to 90°C

www.wago.com/758-879/000-2108

Communication

Communication cable



Item no.: 750-923
Configuration cable; USB connector; Length: 2.5 m

www.wago.com/750-923



Item no.: 750-923/000-001
Configuration cable; USB connector; Length: 5 m

www.wago.com/750-923/000-001

Carrier rail

Mounting accessories



Item no.: 210-197
Steel carrier rail; 35 x 15 mm; 1.5 mm thick; 2 m long; slotted; similar to EN 60715; silver-colored

www.wago.com/210-197



Item no.: 210-198
Copper carrier rail; 35 x 15 mm; 2.3 mm thick; 2 m long; unslotted; according to EN 60715; copper-colored

www.wago.com/210-198



Item no.: 210-504
Steel carrier rail; 35 x 7.5 mm; 1 mm thick; 2 m long; slotted; galvanized; according to EN 60715; silver-colored

www.wago.com/210-504



Item no.: 210-505
Steel carrier rail; 35 x 7.5 mm; 1 mm thick; 2 m long; unslotted; galvanized; according to EN 60715; silver-colored

www.wago.com/210-505



Item no.: 210-506
Steel carrier rail; 35 x 15 mm; 1.5 mm thick; 2 m long; unslotted; galvanized; similar to EN 60715; silver-colored

www.wago.com/210-506


Item no.: 210-508

Subject to changes. Please also observe the further product documentation!



Steel carrier rail; 35 x 15 mm; 1.5 mm thick; 2 m long; slotted; galvanized; similar to EN 60715; silver-colored

www.wago.com/210-508



Item no.: 210-113

Steel carrier rail; 35 x 7.5 mm; 1 mm thick; 2 m long; unslotted; according to EN 60715; silver-colored

www.wago.com/210-113



Item no.: 210-118

Steel carrier rail; 35 x 15 mm; 2.3 mm thick; 2 m long; unslotted; according to EN 60715; silver-colored

www.wago.com/210-118



Item no.: 210-112

Steel carrier rail; 35 x 7.5 mm; 1 mm thick; 2 m long; slotted; according to EN 60715; "Hole width 25 mm; silver-colored

www.wago.com/210-112



Item no.: 210-114

Steel carrier rail; 35 x 15 mm; 1.5 mm thick; 2 m long; unslotted; similar to EN 60715; silver-colored


www.wago.com/210-114



Item no.: 210-115

Steel carrier rail; 35 x 7.5 mm; 1 mm thick; 2 m long; slotted; according to EN 60715; "Hole width 18 mm; silver-colored

www.wago.com/210-115



Item no.: 210-196

Aluminum carrier rail; 35 x 8.2 mm; 1.6 mm thick; 2 m long; unslotted; similar to EN 60715; silver-colored

www.wago.com/210-196

Shield termination

Shield clamping saddles



Item no.: 790-116

Shield clamping saddle; 19 mm wide; diameter of compatible conductor; 7 ... 16 mm

www.wago.com/790-116



Item no.: 790-124

Shield clamping saddle; 27 mm wide; diameter of compatible conductor; 6 ... 24 mm

www.wago.com/790-124



Item no.: 790-108

Shield clamping saddle; 11 mm wide; diameter of compatible conductor; 3 ... 8 mm

www.wago.com/790-108



Item no.: 790-140

Shield clamping saddle; diameter of compatible conductor

www.wago.com/790-140



Item no.: 790-216

Shield clamping saddle; 21.8 mm wide; 6 ... 16 mm

www.wago.com/790-216



Item no.: 790-220

Shield clamping saddle; 30 mm wide; 6 ... 20 mm

www.wago.com/790-220



Item no.: 790-208

Shield clamping saddle; 12.4 mm wide; 3 ... 8 mm

www.wago.com/790-208

Software

Basic version



Item no.: 759-333

WAGO-I/O-PRO

www.wago.com/759-333

Subject to changes. Please also observe the further product documentation!

WAGO GmbH & Co. KG

Hansastr. 27

32423 Minden

Phone: +49571 887-0 | Fax: +49571 887-169

Email: info.de@wago.com | Web: www.wago.com

Do you have any questions about our products?

We are always happy to take your call at +49 (571) 887-44222.



Item no.: 759-333/000-923
WAGO-I/O-PRO; USB-Set

www.wago.com/759-333/000-923

Marking accessories

Marker carrier



Item no.: 750-103
Group marker carrier

www.wago.com/750-103

Marker



Item no.: 2009-145/000-006
Mini-WSB Inline; for Smart Printer; 1700 pieces on roll; stretchable 5 - 5.2 mm; plain; snap-on type; blue

www.wago.com/2009-145/000-006



Item no.: 2009-145
Mini-WSB Inline; for Smart Printer; 1700 pieces on roll; stretchable 5 - 5.2 mm; plain; snap-on type; white

www.wago.com/2009-145



Item no.: 2009-145/000-002
Mini-WSB Inline; for Smart Printer; 1700 pieces on roll; stretchable 5 - 5.2 mm; plain; snap-on type; yellow

www.wago.com/2009-145/000-002



Item no.: 2009-145/000-007
Mini-WSB Inline; for Smart Printer; 1700 pieces on roll; stretchable 5 - 5.2 mm; plain; snap-on type; gray

www.wago.com/2009-145/000-007



Item no.: 2009-145/000-005
Mini-WSB Inline; for Smart Printer; 1700 pieces on roll; stretchable 5 - 5.2 mm; plain; snap-on type; red

www.wago.com/2009-145/000-005



Item no.: 2009-145/000-012
Mini-WSB Inline; for Smart Printer; 1700 pieces on roll; stretchable 5 - 5.2 mm; plain; snap-on type; orange

www.wago.com/2009-145/000-012



Item no.: 2009-145/000-023
Mini-WSB Inline; for Smart Printer; 1700 pieces on roll; stretchable 5 - 5.2 mm; plain; snap-on type; green

www.wago.com/2009-145/000-023



Item no.: 2009-145/000-024
Mini-WSB Inline; for Smart Printer; 1700 pieces on roll; stretchable 5 - 5.2 mm; plain; snap-on type; violet

www.wago.com/2009-145/000-024



Item no.: 248-501/000-006
Mini-WSB marking card; as card; not stretchable; plain; snap-on type; blue

www.wago.com/248-501/000-006



Item no.: 248-501/000-007
Mini-WSB marking card; as card; not stretchable; plain; snap-on type; gray

www.wago.com/248-501/000-007

Subject to changes. Please also observe the further product documentation!



Item no.: 248-501/000-002
Mini-WSB marking card; as card; not stretchable; plain; snap-on type; yellow

www.wago.com/248-501/000-002



Item no.: 248-501/000-012
Mini-WSB marking card; as card; not stretchable; plain; snap-on type; orange

www.wago.com/248-501/000-012



Item no.: 248-501
Mini-WSB marking card; as card; not stretchable; plain; snap-on type; white

www.wago.com/248-501



Item no.: 248-501/000-017
Mini-WSB marking card; as card; not stretchable; plain; snap-on type; light green

www.wago.com/248-501/000-017



Item no.: 248-501/000-005
Mini-WSB marking card; as card; not stretchable; plain; snap-on type; red

www.wago.com/248-501/000-005



Item no.: 248-501/000-024
Mini-WSB marking card; as card; not stretchable; plain; snap-on type; violet

www.wago.com/248-501/000-024



Item no.: 248-501/000-023
Mini-WSB marking card; as card; not stretchable; plain; snap-on type; green

www.wago.com/248-501/000-023

Group marker carrier



Item no.: 750-107
Group marker carrier

www.wago.com/750-107

Cables and pluggable connectors

Connector plug



Item no.: 750-975
ETHERNET RJ-45 connector, IP20; ETHERNET 10/100 Mbit/s; for field assembly

www.wago.com/750-975



Item no.: 750-978/000-012
Connector ETHERNET; RJ-45; Cat. 6A; straight; Code T568B; AWG 22; Strain relief

www.wago.com/750-978/000-012



Item no.: 750-979/000-012
Connector ETHERNET; RJ-45; Cat. 6A; angled; Code T568B; AWG 22; Strain relief

www.wago.com/750-979/000-012



Item no.: 750-978/000-021
Connector ETHERNET; RJ-45; Cat. 6A; straight; Code T568A; AWG 24; Strain relief

www.wago.com/750-978/000-021

Subject to changes. Please also observe the further product documentation!



Item no.: 750-979/000-022
Connector ETHERNET; RJ-45; Cat. 6A; angled; Code T568B; AWG 24; Strain relief

www.wago.com/750-979/000-022



Item no.: 750-978/000-022
Connector ETHERNET; RJ-45; Cat. 6A; straight; Code T568B; AWG 24; Strain relief

www.wago.com/750-978/000-022



Item no.: 750-979/000-011
Connector ETHERNET; RJ-45; Cat. 6A; angled; Code T568A; AWG 22; Strain relief

www.wago.com/750-979/000-011



Item no.: 750-979/000-021
Connector ETHERNET; RJ-45; Cat. 6A; angled; Code T568A; AWG 24; Strain relief

www.wago.com/750-979/000-021



Item no.: 750-977/000-011
Connector ETHERNET; RJ-45; Cat. 6A; straight; Code T568A; AWG 22

www.wago.com/750-977/000-011



Item no.: 750-978/000-011
Connector ETHERNET; RJ-45; Cat. 6A; straight; Code T568A; AWG 22; Strain relief

www.wago.com/750-978/000-011



Item no.: 750-977/000-022
Connector ETHERNET; RJ-45; Cat. 6A; straight; Code T568B; AWG 24

www.wago.com/750-977/000-022



Item no.: 750-977/000-012
Connector ETHERNET; RJ-45; Cat. 6A; straight; Code T568B; AWG 22

www.wago.com/750-977/000-012



Item no.: 750-977/000-021
Connector ETHERNET; RJ-45; Cat. 6A; straight; Code T568A; AWG 24

www.wago.com/750-977/000-021

Downloads Documentation

Manual

Product Manual ETHERNET Controller /XTR for eXTReme environmental conditions; 32-bit CPU, multitasking	V 1.4.0 2020 Mar 30	pdf 14.4 MB	Download
Product Manual WAGO MODBUS Master Configurator for configuration of MODBUS networks in WAGO-I/O-PRO (CODESYS)	V 1.1.0	pdf 1.8 MB	Download

Bid Text

750-880/040-000

Subject to changes. Please also observe the further product documentation!

WAGO GmbH & Co. KG
Hansastr. 27
32423 Minden
Phone: +49571 887-0 | Fax: +49571 887-169
Email: info.de@wago.com | Web: www.wago.com

Do you have any questions about our products?
We are always happy to take your call at +49 (571) 887-44222.



docx - Datei	2019 Jun 26	docx 21.4 kB	Download
750-880/040-000 X81 - Datei	2019 Feb 19	xml 10.1 kB	Download
Instruction Leaflet			
CCC Ex (Additional information) WAGO-I/O-SYSTEM *750-****/**40-****	2023 Apr 26	pdf 148.1 kB	Download
Additional Information			
Disposal and Recycling Electrical and electronic equipment, Batteries, Packaging	V 1.1.0 2022 Aug 18	pdf 2.2 MB	Download
System Description			
System Manual XTR Basic conditions and recommendations for higher operational safety	V 2.0.0 2022 Sep 14	pdf 8.0 MB	Download
Engineering-Software			
Configuration and Commissioning Software			
(759-316) WAGO Ethernet Settings / Serie 750	06.18.01.01 2023 Feb 28	zip 27.3 MB	Download
Runtime Software			
Firmware			
0750-0880/0xx-00x, Controller ETHERNET WAGO_FW0750-0880-0xx-00x_V010825_IX16_H	V 16 2021 Oct 21	zip 3.5 MB	Download
CAD/CAE-Data			
CAD data			
2D/3D Models 750-880/040-000		URL	Download
CAE data			
EPLAN Data Portal 750-880/040-000		URL	Download

Subject to changes. Please also observe the further product documentation!



WSCAD Universe 750-880/040-000	URL	Download
WSCAD Universe 750-880/040-000	URL	Download
EPLAN Data Portal 750-880/040-000	URL	Download
ZUKEN Portal 750-880/040-000	URL	Download

Device Files

Device Driver

WAGO USB Service Kabel Treiber / Serie 750 und 857	6.5.3.0 2014 Sep 10	zip 4.8 MB	Download
--	------------------------	---------------	----------

Device Description File

750-915; EDS-Dateien for EthernetIP / Serie 750, 765 and 767	12 2021 Jul 9	zip 168.4 kB	Download
MIB-Datei für Ethernet-Controller / Serie 750	2.0 2012 Apr 3	zip 6.1 kB	Download

Environmental Product Compliance

Compliance Search

Environmental Product Compliance 750-880/040-000 Controller ETHERNET; 3rd Generation; SD Card Slot; Extreme	URL	Download
--	-----	----------

Installation Notes

Product family

Controller 750 XTR
[Show all products from the family](#)

Subject to changes. Please also observe the further product documentation!