

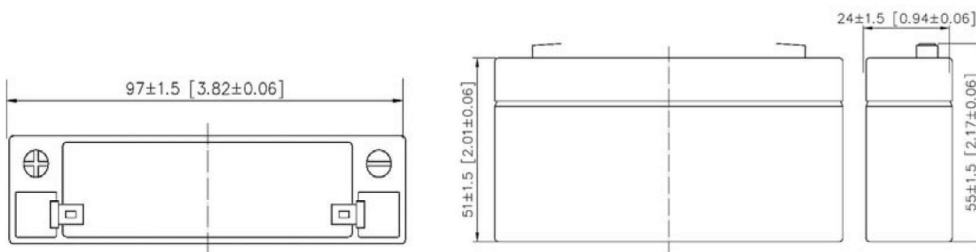
Capacity (25°C)	20HR (0.065A, 5.25V) = 1.30AH 10HR (0.12A, 5.25V) = 1.20AH 5HR (0.21A, 5.25V) = 1.05AH 1HR (0.78A, 5.25V) = 0.78AH
Operating Temperature Range	Charge = -15°C to +50°C Discharge = -20°C to +60°C Storage = -20°C to +60°C
Approx. Weight	0.29Kg
Internal Resistance	Fully charged at 25°C : ≤ 45mΩ
Self Discharge	3% per month at (25°C)
Capacity Affected by Temp. (20HR)	40°C = 102% 25°C = 100% 0°C = 85% -15°C = 65%
Charge Voltage (25°C)	Cycle Use = 7.2-7.35V(-30mV/°C) Max Current = 0.39A Float Use = 6.75-6.9V(-20mV/°C)
Dimensions (Nominal)	Length: 97mm (3.82 in.) Width: 24mm (0.94 in.) Height: 51mm (2.01 in.) Total Height: 55mm (2.17 in.)

- Completely sealed, maintenance-free, low self-discharge
- State of the art AGM and grid alloy formula technology
- Non-spillable, stable quality and high reliability with excellent re-charging performance
- Floating and standby use up to: 5 years
- Cycle use: Up to 260 cycles at 100% DoD
- Cycle use: Up to 500 Cycles at 50% DoD
- Container and Cover Material – ABS UL94-HB (optional UL94-V0)
- Transportation - D.O.T., I.A.T.A. & F.A.A.




■ APPLICATIONS

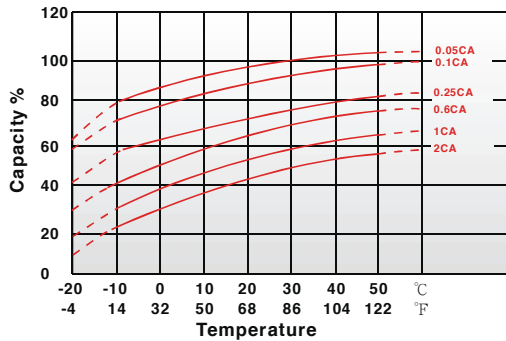
- | | | |
|--------------------|--------------------------|---------------------------|
| Multipurpose | Alarm & Security System | DC Power Supply |
| Telecommunications | Comm. Power Supply | Auto Control System |
| UPS | Elec. Power System (EPS) | Traffic Control Signaling |
| Medical Equipment | Emergency Backup Power | Emergency Lighting |



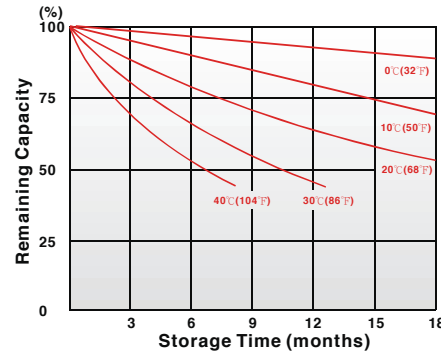
Terminal Type

F1  0.187" x 0.032" quick disconnect tabs

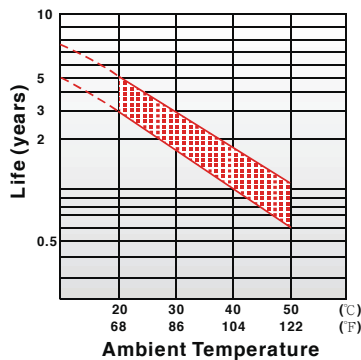
Effect of Temperature on Capacity 25°C (77°F)



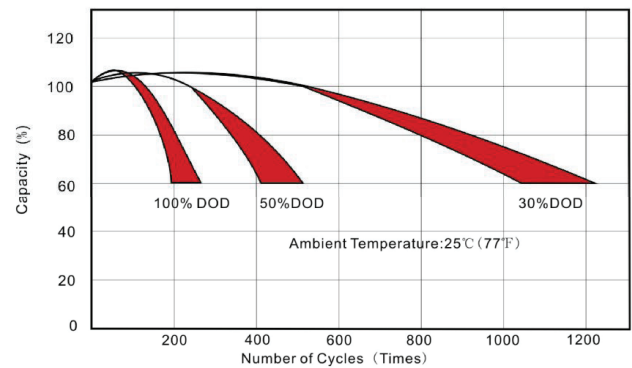
Capacity Retention Characteristic



Trickle (or Float) Service Life



Cycle Service Life



Regular Charge / Float Charge / Storage

- Charging voltage temperature compensation needs to be applied when temperature is below 0°C and above +45°C.
- Charging in temperatures below 0°C, the charge current should not exceed 0.1C as the core battery temperature can increase rapidly and damage the battery.
- During floating charge or when in storage, the life of the battery is cut in half for every 8°C temperature rise over 25°C.

Discharge

- Discharging at elevated temperatures improves performance of the battery yet shortens its life due to accelerated aging.
- Low temperature affects the battery internal resistance and lowers its capacity. The battery provides 100% specified capacity at 25°C. It will deliver 50% of its stated capacity at -20°C with 0.1C discharge current and 20% with 2C discharge current.

Constant Current Discharge (A) at 25°C (77°F)

F.V/Time	5min	10min	15min	30min	1h	2h	3h	4h	5h	6h	10h	20h
1.80V/cell	3.42	2.52	2.02	1.26	0.77	0.49	0.31	0.25	0.21	0.19	0.11	0.06
1.75V/cell	3.83	2.70	2.14	1.29	0.78	0.50	0.31	0.26	0.21	0.19	0.12	0.07
1.70V/cell	4.23	2.89	2.26	1.32	0.79	0.51	0.31	0.26	0.21	0.20	0.12	0.07
1.67V/cell	4.48	2.98	2.31	1.33	0.80	0.51	0.32	0.26	0.21	0.20	0.12	0.07
1.60V/cell	4.78	3.20	2.46	1.35	0.80	0.51	0.32	0.26	0.21	0.20	0.12	0.07

Constant Power Discharge (W) at 25°C (77°F)

F.V/Time	5min	10min	15min	30min	1h	2h	3h	4h	5h	6h	10h	20h
1.80V/cell	7.23	5.30	4.28	2.67	1.63	1.04	0.65	0.53	0.46	0.39	0.24	0.12
1.75V/cell	8.10	5.67	4.53	2.73	1.65	1.06	0.66	0.54	0.46	0.40	0.24	0.13
1.70V/cell	8.96	5.91	4.77	2.79	1.68	1.07	0.66	0.54	0.47	0.41	0.25	0.14
1.67V/cell	9.14	6.09	4.89	2.81	1.69	1.08	0.66	0.54	0.47	0.41	0.25	0.14
1.60V/cell	9.75	6.34	5.15	2.86	1.69	1.08	0.67	0.55	0.47	0.41	0.25	0.14