BILL OF MATERIALS:

NO.	QUANTITY	SUPPLIER	DESCRIPTION	PART No.	SEE NOTE
1	1	AMP	18 PIN HOUSING	1-968152-2	
2	1	AMP	SHIELD FOR 18 PIN HOUSING	968153-1	1
3	17	AMP	PIN CONNECTION FOR CROSS SECTION 0.2 - 0.3	1-929918-1	
4	1	AMP	6 PIN PLUG HOUSING	1-964464-1	3
5	1	AMP	SHIELD FOR 6 PIN PLUG HOUSING	1-964465-1	3
6	1	BENTLY HARRIS	BRAIDED SLEEVE, 200mm, 6mm DIAMETER	TCP-5-F8 6-8 LG 200	
7	1	NO PREFERRED SUPPLIER	24 AWG 16 CORE CABLE	99036-0243	
8	2	NO PREFERRED SUPPLIER	HEAT SHRINK TUBING	90848-0186	
9	1	HIROSE	16 PIN DOUBLE ROW SOCKET	541-86863-2	
10	16	HIROSE	CRIMP CONTACT FOR SOCKET	DF 68-2428-SCF	
11	2	MOLEX	FLEECE TAPE, REF TESA 51608	90848-0378	

WIRING DIAGRAM:

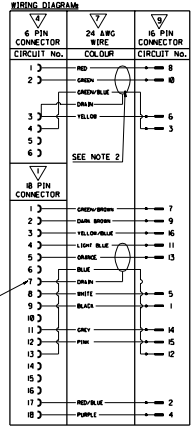

CABLE SPECIFICATION:



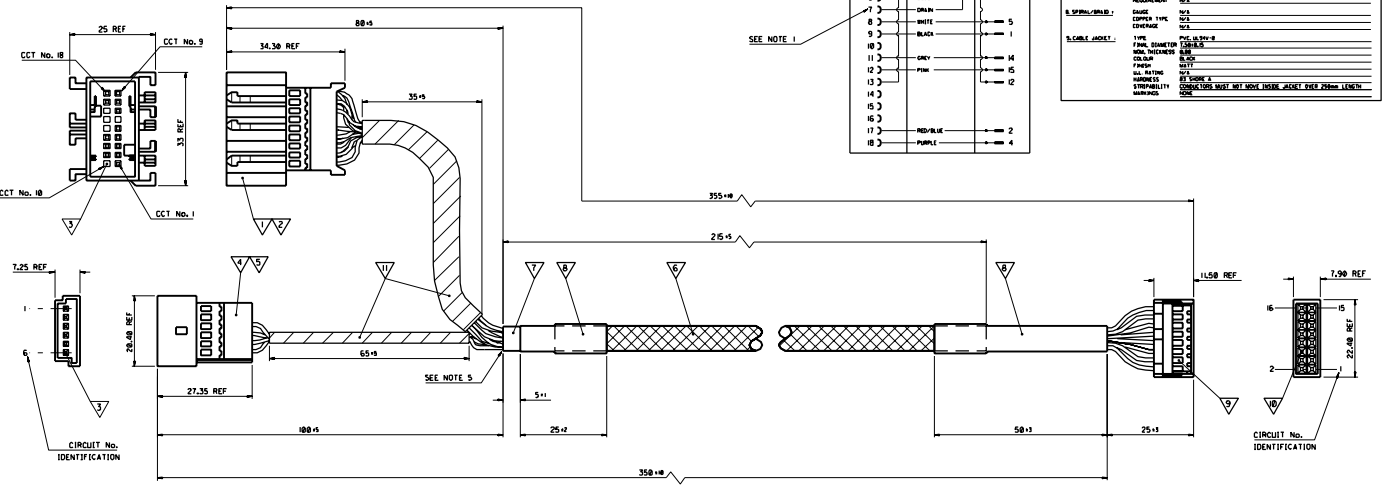

NOTES:-
1. DRAIN WIRE TO 18 PIN HOUSING TO BE COVERED WITH HEAT SHRINK INSULATION TUBING.
2. DRAIN AND YELLOW WIRE TO BE CRIMPED TOGETHER.
3. ASSEMBLIES TESTED FOR SHORTS AND DISCONTINUITIES.
4. PACKAGING: PARTS PACKED LOOSELY IN BOXES.
5. COVER RED, GREEN, GREEN/BLUE CONUCTORS AND DRAIN WIRE WITH 8mm OF HEAT SHRINK.

UPDATE CABLE & TA 2000-06526 000017 D.RYAN

G

2 : 1 ✖

D.RYAN 97/12/23
M.CARR 97/12/23
MWILHITE 97/12/23

CDC-IB CAR FAX CABLE

1/2

S9260119.DGN 92601-0019 SD-92601-021 1 OF 1

SHT. 1 OF 1	MRI- SD-92601-021

MODIFICATION RECORD INDEX

ECN	ISS.	DATE	INIT.	SHTS. AFFECTED	DESCRIPTION OF MOD.
E80280	A	98.01.12	DR	1	ORIGINAL RELEASE.
E80332	B	98.04.23	DR	1	CHANGE CONNECTOR & SHIELD INCREASE ITEM 3 TO 17, REMOVE CRIMP TERMINAL, MODIFY CABLE & PACKAGING.
E80581	C	98.06.29	DR	1	CHANGE CABLE JACKET FROM POLYURETHANE TO PVC, UL94V-0.
-	D	99.03.01	DR	1	CHANGE CABLE STRANDING WAS 7/32 (STRANDING/AWG) NOW 19/0.127 (STRANDING/MM) ADD 355 DIMENSION.
E90346	E	99.03.31	DR	1	REVISION D NOT RELEASED ADD NOTE 5, CHANGE DESCRIPTION OF ITEM 6 WAS 6mm NOW 5mm.
E2000-0178	F	99.09.24	PF	1	CABLE STRANDING CHANGED FROM 19 TO 41, CABLE SPEC. P/N CHANGED FROM 99036-0137 TO 99036-0243. TAPE ADDED TWO LOCATIONS, P/N 90848-0367.
E2000-0626	G	00.01.17	DR	1	ADD POLYESTER FILM BETWEEN CORES & DRAIN WIRE ON TRIADS INCREASE O.D. FROM 7.0 TO 7.5 CHG MIN. THICKNESS 0.55 TO TO NOM. THICKNESS 0.80 CHANGE TAPE FROM -0367 TO 90848-0378

MOLEX EUROPE — REVISE ONLY ON CAD SYSTEM

THIS DRAWING CONTAINS INFORMATION THAT IS PROPRIETARY TO MOLEX INC. & SHOULD NOT BE USED WITHOUT WRITTEN PERMISSION

MF0026 — CADCAM FILENAME — ISSUE G

LEVEL CHART

1	17	33	49
2	18	34	50
3	19	35	51 LEVEL INDEX
4	20	36	52 RESERVED
5	21	37	53 RESERVED
6	22	38	54 Inspection Balloons
7	23	39	55 DIMENSIONS
8	24	40	56 TABLES/CHARTS
9	25	41	57 REVISION TEXT & MRI
10	26	42	58 notes/text - English
11	27	43	59 Bill of materials
12	28	44	60 notes/text - german
13	29	45	61
14	30	46	62 notes/text - french
15	31	47	63 RESERVED
16	32	48	