

PSCM

Absolute Hall-Effect Multiturn Sensor



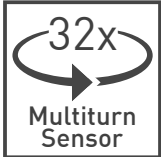
Available with
CAN

KEY FEATURES



True, contactless operation

Without any gears or mechanical interfaces the sensor is easily assembled and calibrated and subject to limited wear and tear over lifetime.



Up to 32 turn absolute position feedback

Keeps the last position on power loss with configurable electrical angles from 720 to 11.520 degrees.



Made for harsh environments

The rugged package protects the sensor from dust, moisture, vibration and extreme temperatures for usage in the most demanding environments.



Durable and robust design

The non-contacting design allows for an extra-long product lifetime of up to 50 million cycles.



Adaptable to your requirements

Programmable transfer function and switch outputs as well as different output protocols and redundancy levels available.

DESCRIPTION

The PSCM is a non-contacting multiturn rotary position sensor based on Hall-effect technology and a cost-effective replacement for absolute encoders. It is also perfectly suited to substitute wire actuated encoders by translating a linear movement into angular position. In the event of a power loss, the sensor will preserve the last measured position.

This compact and rugged sensor is configurable with angular ranges between 720 and 11.520 degrees (up to 32 revolutions). Connector assemblies are available on request.

The high level of ingress protection, vibration and temperature resistance makes it well suited for extreme environments of industrial, off-highway and transportation applications.

APPLICATIONS

Industrial / Machine tool

Off-Highway Vehicles

Material Handling

Absolute Hall-Effect Multiturn Rotary Sensor

MECHANICAL SPECIFICATIONS

Rotational life	Up to 50.000.000 cycles
Mechanical range	360° (endless rotation)
Shaft diameter	6mm

ELECTRICAL SPECIFICATIONS

Linearity ¹	±1% (up to ±0.1% upon request)	
Electrical angular range	Configurable from 720° to 11520° degrees (2 to 32 turns)	
Output protocols ²	Analog (ratiometric)	
Output curve ²	Standard	05% to 95% Vdc (CW)
	Inverted	95% to 05% Vdc (CCW)
	Redundant	05% to 95% Vdc (CW and CCW)
Switch	Upon request	
Resolution	Up to 12 bit	
Supply voltage ³	5V ±10%	
Supply current	Single version	Typ 32.7 mA
	Redundant version	Typ 41.2 mA

¹ Ferromagnetic materials close to the sensor (i.e. shaft, mounting surface) may affect the sensor's linearity.

² Other output protocols / specifications available on request

³ Please note: Sensor saves last position if power is turned off, but does not count turns if not powered. For application instructions please reach out to Piher.

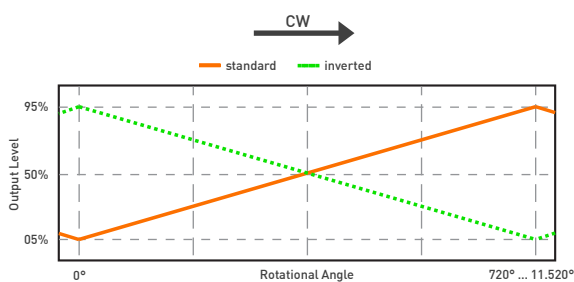
ENVIRONMENTAL SPECIFICATIONS

Operating and storage temperature ¹	-40° to +85°C
Shock	50g
Vibration	10-2000 Hz; 10g; Amax 0,75 mm

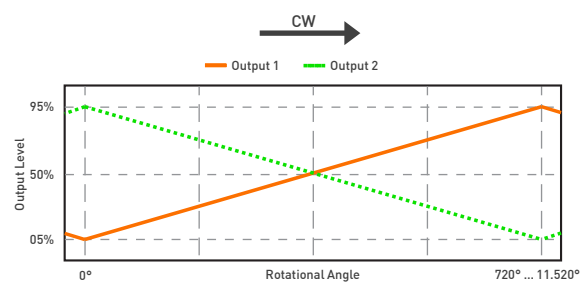
¹ Higher on request.

OUTPUT CURVE

Simple



Redundant



Custom output functions available on request.

PSCM

Absolute Hall-Effect Multiturn Rotary Sensor

HOW TO ORDER (Example: PSCM-A-16S-05)

PSCM	-	A	-	--	-	-	05
Series	Output protocol ¹	Number of turns ²	Output function ³	Voltage supply			
	A = analogic	02 03 06 10 16 24 32	S = standard / CW I = inverted / CCW R = redundant	05 = 5V ±10%			

1 Other output protocols upon request. The analog output is ratiometric, proportional to input voltage.

2 Others on request.

3 Other output functions available on request.



Please always use the latest updated datasheets and 3D models published on our website.

Disclaimer:

The product information in this catalog is for reference purposes. Please consult for the most up to date and accurate design information. Piher Sensors & Controls S.A., its affiliates, agents, and employees, and all persons acting on its or their behalf (collectively, "Piher"), disclaim any and all liability for any errors, inaccuracies or incompleteness contained herein or in any other disclosure relating to any product described herein. Piher disclaims any and all liability arising out of the use or application of any product described herein or of any information provided herein to the maximum extent permitted by law. The product specifications do not expand or otherwise modify Piher's terms and conditions of sale, including but not limited to the warranty expressed therein, which apply to these products. No license, express or implied, by estoppel or otherwise, to any intellectual property rights is granted by this document or by any conduct of Piher. The products shown herein are not designed for use in medical, life-saving, or life-sustaining applications unless otherwise expressly indicated. Customers using or selling Piher products not expressly indicated for use in such applications do so entirely at their own risk and agree to fully indemnify Piher for any damages arising or resulting from such use or sale. Please contact authorized Piher personnel to obtain written terms and conditions regarding products designed for such applications. Product names and markings noted herein may be trademarks of their respective owners. Information contained in and/or attached to this catalogue may be subject to export control regulations of the European Community, USA, or other countries. Each recipient of this document is responsible to ensure that usage and/or transfer of any information contained in this document complies with all relevant export control regulations. If you are in any doubt about the export control restrictions that apply to this information, please contact the sender immediately. For any Piher Exports, Note: All products / technologies are EAR99 Classified commodities. Exports from the United States are in accordance with the Export Administration Regulations. Diversion contrary to US law is prohibited.

CONTACT

Piher Sensing Systems
 Polígono Industrial Municipal
 Vial T2, N°22
 31500 Tudela
 Spain

sales@piher.net

Europe: +34 948 820 450
 Americas: +1 636 251 0855
 Asia Pacific: +65 9641 8886
 India: +91 9538 686 586

Rev:0103/2023 © 2023 Piher Sensors & Controls S.A.