

SUMMARY

Wires

Low voltage 2



Image is for illustrative purpose only

Series 1M
Termination type Female crimp
IP rating 68 when mated
AWG wire size 20.00 - 16.00
Cable Ø 4.85 - 9.70 mm
Status active
Matching parts [FMN.1M.302.XLCT](#)

Download

[Request a quote](#)

[Catalog](#)

TECHNICAL DETAILS

Mechanics

Shell Style/Model PM*: Free receptacle with knurled grip and mold stop
Keying 3 keys (beta=165, gamma=30, plug: male contacts, receptacle: female contacts)
Housing Material Aluminium (nickel plated [SAE AMS QQ N 290], anthracite color) shell and nut, other pieces bronze/brass
Weight 8.18 g

Performance

Configuration 1M.302 : 2 Low Voltage
Insulator L: PEEK
Rated Current 19.0 Amps

Specifications

Contact Type: Crimp
Contact Retention: 40 N
Contact Dia.: 1.3 mm (0.051in)
Bucket Dia.: 1.4 mm (0.055in)
Min. Conductor: 0.5 mm² (AWG 20)
Max. Conductor: 1 mm² (AWG 18)
R (max): 3.6 mOhm

LEMO products and services are provided "as is". LEMO makes no warranties or representations with regard to LEMO product & services or use of them, express, implied or statutory, including for accuracy, completeness, or security. The user is fully responsible for his products and applications using LEMO components.

Others

Endurance (Shell): 3000 mating cycles

Temp (min / max): -20°C / +200°C

Humidity (max): 21 days at 95%

Gunfire vibration: 25 Hz - 2000 Hz, 3 axis (Apache helicopter)

Vibration-Sine: 30 g, 3 axes, 12 hr [10 Hz - 2000 Hz]

Vibration-Random: 37.8 g rms - 3 axes, 4 hr amb [50 Hz - 2000 Hz]

Shock Resistance: 300 g [3 ms]

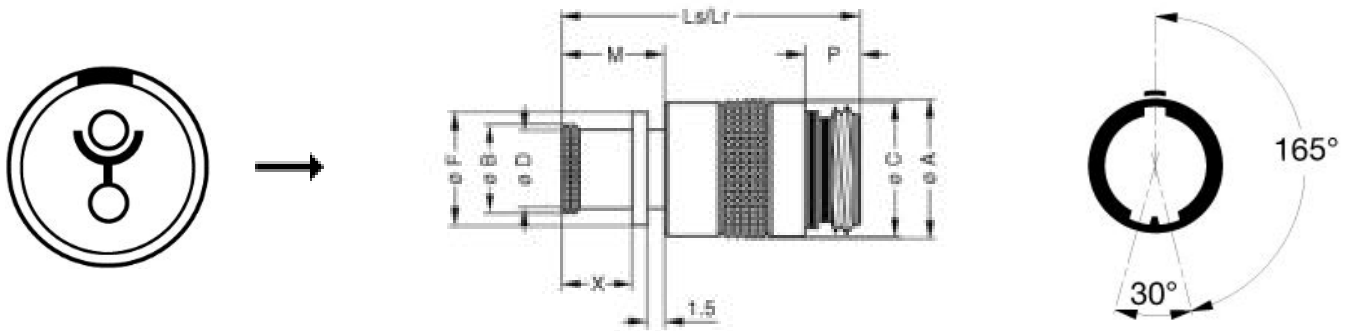
Lighting strike EIA 364-75: 10K amps - 6 times

Thermal shock: 5 cycles: -65°C to +150°C

EMI Shielding EIA 364-66A: >= 80 dB (1 GHz), >=70 dB (3 GHz), >= 58 dB (6 GHz), >= 40 dB (10 GHz)

Salt Spray Corrosion: max. 48 hr

DRAWINGS



Dimensions

| | A | B | C | D | F | Lr | Ls | M | P | X |
|-----|------|------|------|------|------|------|------|------|------|------|
| mm. | 14.6 | 10.5 | 14.2 | 9.7 | 12.4 | 28.6 | 28.6 | 9.7 | 5.3 | 6.7 |
| in. | 0,57 | 0,41 | 0,56 | 0,38 | 0,49 | 1,13 | 1,13 | 0,38 | 0,21 | 0,26 |

RECOMMENDED BY LEMO








Tools

Crimp Tool: [DPC.91.701.V](#)

LEMO products and services are provided "as is". LEMO makes no warranties or representations with regard to LEMO product & services or use of them, express, implied or statutory, including for accuracy, completeness, or security. The user is fully responsible for his products and applications using LEMO components.

Crimp settings: AWG/Selector = 16-18-20/8-7-7
 Positionner: [DCE.91.130.5MVM](#)
 Extractor: [DCF.93.131.4LT](#)
 Replacement contact: EGN.0M.665.ZZM

Cables

| | | | |
|--------------------|-----|-------|--|
| CMN.02.T18.064UNCU | | | |
| 102080 | PVC | Grey | |
| 120184 | PVC | Black |  |
| 120500 | PVC | Grey |  |
| 120501 | PVC | Grey |  |
| 120751 | PVC | Grey |  |
| 220151 | PVC | Grey |  |
| 220750 | PVC | Grey |  |
| 320150 | PVC | Grey |  |

LEMO products and services are provided "as is". LEMO makes no warranties or representations with regard to LEMO product & services or use of them, express, implied or statutory, including for accuracy, completeness, or security. The user is fully responsible for his products and applications using LEMO components.