

## SUMMARY



Image is for illustrative purpose only

### # Wires

|         |   |
|---------|---|
| Low     | 8 |
| High    | 0 |
| Coax    | 0 |
| Triax   | 0 |
| Quad    | 0 |
| Fiber   | 0 |
| Fluidic | 0 |

### Download

[Request a quote](#)

[Catalog](#)

|                  |                                |
|------------------|--------------------------------|
| Series           | 1B                             |
| Termination type | Male solder                    |
| IP rating        | 50                             |
| Cable Ø          | 0.00 - 0.00 mm                 |
| Status           | active                         |
| Alternative part |                                |
| Matching parts   | <a href="#">EGA.1B.308.CLL</a> |

## TECHNICAL DETAILS

### Mechanics

|                   |   |
|-------------------|---|
| Shell Style/Model | FW*: Fixed plug, nut fixing   |
| Keying            | 2 keys (alpha=30, plug: male contacts, receptacle: female contacts)                         |
| Housing Material  | Brass (chrome plated) shell and collet nut, nickel plated brass latch sleeve and mid pieces |
| Variant           |   |
| Weight            | 13.00 g   |

### Performance

|               |  |
|---------------|--|
| Configuration | 1B.308 : 8 Low Voltage                                   |
| Insulator     | L: PEEK (UL 94 / V-0/3.2, depends on material thickness) |
| Rated Current | 5 Amps   |

### Specifications

|                          |                               |
|--------------------------|-------------------------------|
| Contact Type:            | Solder                        |
| Contact Dia.:            | 0.7 mm (0.028in)              |
| Bucket Dia.:             | 0.8 mm (0.031in)              |
| Max. Stranded Conductor: | 0.34 mm <sup>2</sup> (AWG 22) |

LEMO products and services are provided "as is". LEMO makes no warranties or representations with regard to LEMO product & services or use of them, express, implied or statutory, including for accuracy, completeness, or security. The user is fully responsible for his products and applications using LEMO components.


Max. Conductor: 0.34 mm<sup>2</sup> (AWG 22)  
 R (max): 6.1 mOhm  
 Vtest (contact-shell): 1150 V (AC), 1630 V (DC)  
 Vtest (contact-contact): 950 V (AC), 1340 V (DC)

## Others

Endurance (Shell): 5000  
 Temp (min / max): -55°C / +250°C  
 Humidity (max): <=95% [at 60 deg C / 140 F]  
 Vibration: 15 g [10 Hz - 2000 Hz]  
 Shock Resistance: 100 g [ 6 ms]  
 Climatical Category: 50/175/21  
 Shielding (min): 75 dB (10 MHz)  
 Shielding (min): 40 dB (1 GHz)  
 Salt Spray Corrosion: >1000 hr  
 IP Rating: 50

## DRAWINGS

### Draws



### Dimensions

|     | A    | B    | E    | L    | M    | N    | S1   | S2   | e       |
|-----|------|------|------|------|------|------|------|------|---------|
| mm. | 18   | 16   | 2.9  | 24.9 | 17   | 24.8 | 10.5 | 14   | M12x1.0 |
| in. | 0,71 | 0,63 | 0,11 | 0,98 | 0,67 | 0,98 | 0,41 | 0,55 |         |


















## RECOMMENDED BY LEMO

LEMO products and services are provided "as is". LEMO makes no warranties or representations with regard to LEMO product & services or use of them, express, implied or statutory, including for accuracy, completeness, or security. The user is fully responsible for his products and applications using LEMO components.

## Tools

None

## Cables

|                    |               |        |   |
|--------------------|---------------|--------|---|
| CMN.08.T22.059PGCE | PVC           | GREY   |    |
| CMN.08.T22.059PNCE | PVC           | Black  |    |
| CMN.08.T26.042QGZE | TPR (medical) | Grey   |    |
| CMN.08.T22.059PGZE |               | Grey   |    |
| CMN.08.T22.059PNZE |               |        |    |
| CMN.08.T22.059QGC  | TPR           | Grey   |   |
| CMN.08.T22.059QGZE | TPR (medical) | Grey   |    |
| 008 050            | PVC           | Black  |    |
| 008 280            | PVC           | Black  |    |
| 016 080            | PVC           | Grey   |   |
| 042 265            | PVC           | Yellow |   |
| 080 140            | PVC           | Grey   |    |
| 108 220            | PVC           | Black  |    |
| 108 240            | PTFE          | White  |   |
| 108 260            | PTFE          | White  |  |
| 180 240            | PVC           | Black  |  |
| 180 260            | PVC           | Black  |  |
| 280 250            | PVC           | Grey   |  |
| 335 990            | PVC           | Black  |   |
| 335 991            | PVC           | Black  |   |

LEMO products and services are provided "as is". LEMO makes no warranties or representations with regard to LEMO product & services or use of them, express, implied or statutory, including for accuracy, completeness, or security. The user is fully responsible for his products and applications using LEMO components.