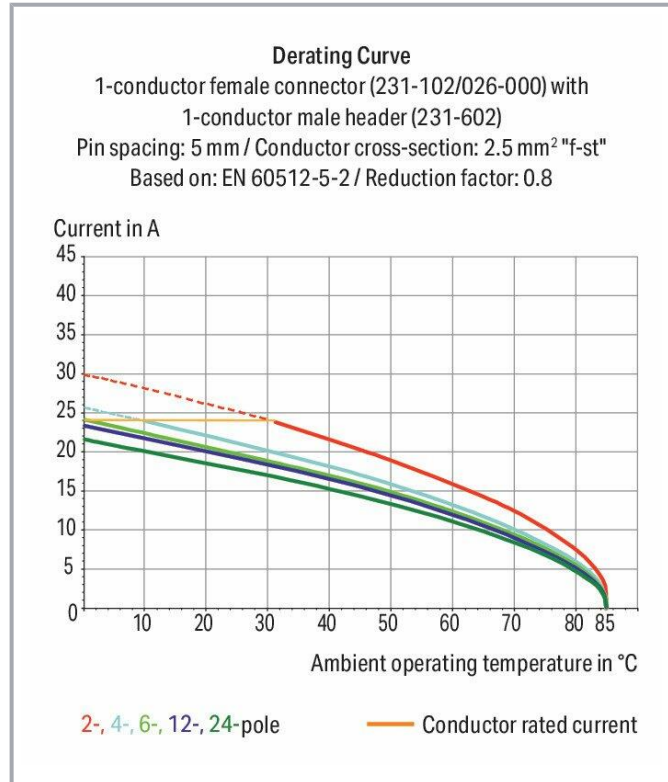


**Data sheet | Item number: 231-612**

1-conductor male connector; CAGE CLAMP®; 2.5 mm<sup>2</sup>; Pin spacing 5 mm;  
12-pole; 2,50 mm<sup>2</sup>; gray

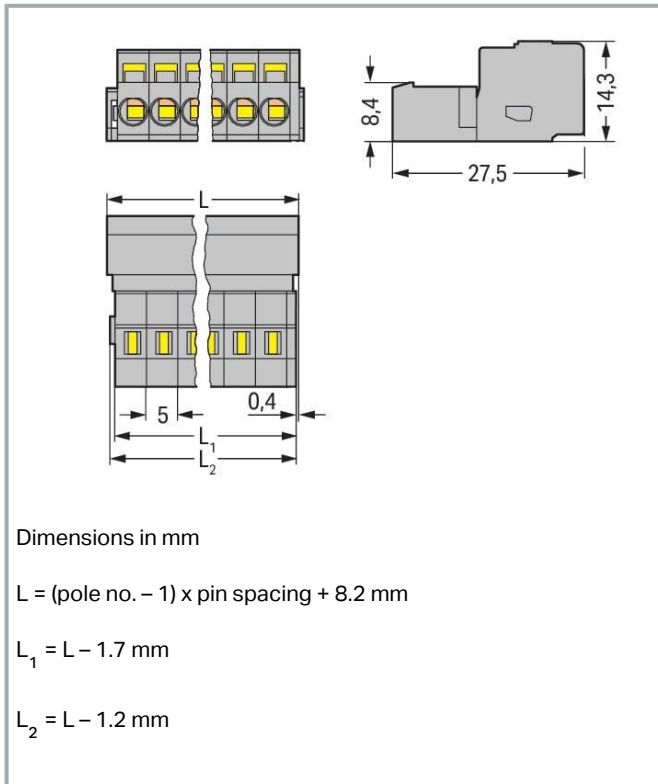
[www.wago.com/231-612](http://www.wago.com/231-612)



Subject to changes. Please also observe the further product documentation!

WAGO GmbH & Co. KG  
Hansastr. 27  
32423 Minden  
Phone: +49571 887-0 | Fax: +49571 887-169  
Email: [info.de@wago.com](mailto:info.de@wago.com) | Web: [www.wago.com](http://www.wago.com)

Do you have any questions about our products?  
We are always happy to take your call at +49 (571) 887-44222.



## Item description

- Universal connection for all conductor types
- Easy cable pre-assembly and on-unit wiring via vertical and horizontal CAGE CLAMP® actuation
- For wire-to-wire and board-to-wire connections
- Versions available with snap-in mounting feet or flanges for panel or through-panel mounting
- With coding fingers

## Data

### Notes

#### Safety information

The *MCS – MULTI CONNECTION SYSTEM* includes connectors without breaking capacity in accordance with DIN EN 61984. When used as intended, these connectors must not be connected /disconnected when live or under load. When used as intended, these connectors must not be connected/disconnected when live or under load. The circuit design should ensure header pins, which can be touched, are not live when unmated.

#### Variants:

Other pole numbers  
Gold-plated or partially gold-plated contact surfaces

Subject to changes. Please also observe the further product documentation!

Other versions (or variants) can be requested from WAGO Sales or configured at <https://configurator.wago.com/>.

## Electrical data

### Ratings per IEC/EN

| Ratings per                   | IEC/EN 60664-1  |
|-------------------------------|---|
| Nominal voltage (III/3)       | 320 V   |
| Rated impulse voltage (III/3) | 4 kV  |
| Rated voltage (III/2)         | 320 V   |
| Rated impulse voltage (III/2) | 4 kV  |
| Nominal voltage (II/2)        | 630 V   |
| Rated surge voltage (II/2)    | 4 kV  |
| Rated current                 | 12 A  |
| Legend (ratings)              | (III / 2) $\hat{=}$ Overvoltage category III / Pollution degree 2 |

### Ratings per UL 1059

| Approvals per                  | UL 1059 |
|--------------------------------|---------|
| Rated voltage UL (Use Group B) | 300 V   |
| Rated current UL (Use Group B) | 15 A    |
| Rated voltage UL (Use Group D) | 300 V   |
| Rated current UL (Use Group D) | 10 A    |

### Ratings per UL 1977

|                         |       |
|-------------------------|-------|
| Rated voltage (UL 1977) | 600 V |
| Rated current UL 1977   | 15 A  |

### Ratings per CSA

| Approvals per                   | CSA   |
|---------------------------------|-------|
| Rated voltage CSA (Use Group B) | 300 V |
| Rated current CSA (Use Group B) | 15 A  |
| Rated voltage CSA (Use Group D) | 300 V |
| Rated current CSA (Use Group D) | 10 A  |

## Connection data

|                   |    |
|-------------------|----|
| Connection points | 12 |
|-------------------|----|

Subject to changes. Please also observe the further product documentation!



|                            |    |
|----------------------------|----|
| Total number of potentials | 12 |
| Number of connection types | 1  |
| Number of levels           | 1  |

### Connection 1

|   |  |
|---|--|
| Connection technology                             | CAGE CLAMP®                                  |
| Actuation type                                    | Operating tool                               |
| Actuation direction 1                             | Operation parallel to conductor entry        |
| Actuation direction 2                             | Operation perpendicular to conductor entry   |
| Solid conductor                                   | 0.08 ... 2.5 mm <sup>2</sup> / 28 ... 12 AWG |
| Fine-stranded conductor                           | 0.08 ... 2.5 mm <sup>2</sup> / 28 ... 12 AWG |
| Fine-stranded conductor; with insulated ferrule   | 0.25 ... 1.5 mm <sup>2</sup>                 |
| Fine-stranded conductor; with uninsulated ferrule | 0.25 ... 2.5 mm <sup>2</sup>                 |
| Strip length                                      | 8 ... 9 mm / 0.31 ... 0.35 inches            |
| Pole number                                       | 12   |
| Conductor entry direction to mating direction     | 0°   |

### Physical data

|             |                        |
|-------------|------------------------|
| Pin spacing | 5 mm / 0.197 inches    |
| Width       | 63.2 mm / 2.488 inches |
| Height      | 14.3 mm / 0.563 inches |
| Depth       | 27.5 mm / 1.083 inches |

### Mechanical Data

|                          |     |
|--------------------------|-----|
| Variable coding          | Yes |
| Anti-rotation protection | Yes |

### Plug-in connection

|                                      |                     |
|--------------------------------------|---------------------|
| Contact type (pluggable connector)   | Male connector/plug |
| Connector (connection type)          | for conductor       |
| Mismating protection                 | No                  |
| Plugging without loss of pin spacing | No                  |
| Locking of plug-in connection        | none                |

### Material Data

Note (material data)

Subject to changes. Please also observe the further product documentation!



Information on material specifications can be found here

|                             |  |
|-----------------------------|--|
| Color                       | gray                                   |
| Material group              | I                                      |
| Insulation material         | Polyamide (PA66)                       |
| Flammability class per UL94 | V0                                     |
| Clamping spring material    | Chrome-nickel spring steel (CrNi)      |
| Contact material            | Electrolytic copper (E <sub>Cu</sub> ) |
| Contact plating             | Tin                                    |
| Fire load                   | 0.458 MJ                               |
| Weight                      | 18 g                                   |

### Environmental requirements

|                         |                 |
|-------------------------|-----------------|
| Limit temperature range | -60 ... +100 °C |
| Processing temperature  | -35 ... +60 °C  |

### Commercial data

|                       |                        |
|-----------------------|------------------------|
| Product Group         | 3 (Multi Conn. System) |
| eCl@ss 10.0           | 27-44-03-09            |
| eCl@ss 9.0            | 27-44-03-09            |
| ETIM 8.0              | EC002638               |
| ETIM 7.0              | EC002638               |
| PU (SPU)              | 25 pcs                 |
| Packaging type        | box                    |
| Country of origin     | DE                     |
| GTIN                  | 4044918258302          |
| Customs tariff number | 85366990990            |

### Environmental Product Compliance

|                        |                         |
|------------------------|-------------------------|
| RoHS Compliance Status | Compliant, No Exemption |
|------------------------|-------------------------|

### Approvals / Certificates

#### General approvals

| Logo | Approval                              | Additional Approval Text | Certificate name |
|------|---------------------------------------|--------------------------|------------------|
|      | <b>CB</b><br>DEKRA Certification B.V. | IEC 61984                | NL-39756<br>/A1  |

Subject to changes. Please also observe the further product documentation!



CSA  
DEKRA Certification B.V.

C22.2

1466354



KEMA/KEUR  
DEKRA Certification B.V.

EN 61984


71-  
121453

UR  
Underwriters Laboratories Inc.




UL 1977

E45171

#### Declarations of conformity and manufacturer's declarations

| Logo   | Approval                             | Additional Approval Text | Certificate name |
|--|--------------------------------------|--------------------------|------------------|
|  | <b>Railway</b><br>WAGO GmbH & Co. KG | -                        | Railway Ready    |

#### Approvals for marine applications

| Logo  | Approval  | Additional Approval Text | Certificate name         |
|---|---|--------------------------|--------------------------|
|   | <b>ABS</b><br>American Bureau of Shipping               | -                        | 19-<br>HG1869876-<br>PDA |
|   | <b>DNV GL</b><br>Det Norske Veritas, Germanischer Lloyd | -                        | TAE000016Z               |
|  | <b>LR</b><br>Lloyds Register                            | IEC 61984                | 96/20035<br>(E5)         |

#### Counterpart



Item no.2231-112/008-000

1-conductor female connector; push-button; Push-in CAGE CLAMP®; 2.5 mm<sup>2</sup>; Pin spacing 5 mm; 12-pole; Snap-in mounting feet; 2,50 mm<sup>2</sup>; gray

[www.wago.com/2231-112/008-000](http://www.wago.com/2231-112/008-000)



Item no.2231-112/026-000

[www.wago.com/2231-112](http://www.wago.com/2231-112)

Subject to changes. Please also observe the further product documentation!

WAGO GmbH & Co. KG  
Hansastr. 27  
32423 Minden  
Phone: +49571 887-0 | Fax: +49571 887-169  
Email: [info.de@wago.com](mailto:info.de@wago.com) | Web: [www.wago.com](http://www.wago.com)

Do you have any questions about our products?  
We are always happy to take your call at +49 (571) 887-44222.

1-conductor female connector; push-button; Push-in CAGE CLAMP®; 2.5 mm²; Pin spacing 5 mm; 12- /026-000 pole; 2,50 mm²; gray



**Item no.2231-112/031-000**

1-conductor female connector; push-button; Push-in CAGE CLAMP®; 2.5 mm²; Pin spacing 5 mm; 12- pole; clamping collar; 2,50 mm²; gray

[www.wago.com/2231-112/031-000](http://www.wago.com/2231-112/031-000)



**Item no.2231-112/037-000**

1-conductor female connector; push-button; Push-in CAGE CLAMP®; 2.5 mm²; Pin spacing 5 mm; 12- pole; Lateral locking levers; 2,50 mm²; gray

[www.wago.com/2231-112/037-000](http://www.wago.com/2231-112/037-000)



**Item no.2231-112/102-000**

1-conductor female connector; push-button; Push-in CAGE CLAMP®; 2.5 mm²; Pin spacing 5 mm; 12- pole; with integrated end plate; 2,50 mm²; gray

[www.wago.com/2231-112/102-000](http://www.wago.com/2231-112/102-000)



**Item no.231-112/008-000**

1-conductor female connector; CAGE CLAMP®; 2.5 mm²; Pin spacing 5 mm; 12-pole; Snap-in mounting feet; 2,50 mm²; gray

[www.wago.com/231-112/008-000](http://www.wago.com/231-112/008-000)



**Item no.231-112/026-000**

1-conductor female connector; CAGE CLAMP®; 2.5 mm²; Pin spacing 5 mm; 12-pole; 2,50 mm²; gray

[www.wago.com/231-112/026-000](http://www.wago.com/231-112/026-000)



**Item no.231-112/027-000**

1-conductor female connector; CAGE CLAMP®; 2.5 mm²; Pin spacing 5 mm; 12-pole; clamping collar; 2,50 mm²; gray

[www.wago.com/231-112/027-000](http://www.wago.com/231-112/027-000)



**Item no.231-112/031-000**

1-conductor female connector; CAGE CLAMP®; 2.5 mm²; Pin spacing 5 mm; 12-pole; clamping collar; 2,50 mm²; gray

[www.wago.com/231-112/031-000](http://www.wago.com/231-112/031-000)



**Item no.231-112/037-000**

1-conductor female connector; CAGE CLAMP®; 2.5 mm²; Pin spacing 5 mm; 12-pole; Lateral locking levers; 2,50 mm²; gray

[www.wago.com/231-112/037-000](http://www.wago.com/231-112/037-000)



**Item no.231-112/102-000**

1-conductor female connector; CAGE CLAMP®; 2.5 mm²; Pin spacing 5 mm; 12-pole; with integrated end plate; 2,50 mm²; gray

[www.wago.com/231-112/102-000](http://www.wago.com/231-112/102-000)



**Item no.231-2112/026-000**

2-conductor female connector; Push-in CAGE CLAMP®; 2.5 mm²; Pin spacing 5 mm; 12-pole; with integrated end plate; 2,50 mm²; gray

[www.wago.com/231-2112/026-000](http://www.wago.com/231-2112/026-000)



**Item no.231-2112/037-000**

2-conductor female connector; Push-in CAGE CLAMP®; 2.5 mm²; Pin spacing 5 mm; 12-pole; Lateral locking levers; 2,50 mm²; gray

[www.wago.com/231-2112/037-000](http://www.wago.com/231-2112/037-000)

**Item no.232-112/026-000**

Subject to changes. Please also observe the further product documentation!

WAGO GmbH & Co. KG

Hansastr. 27

32423 Minden

Phone: +49571 887-0 | Fax: +49571 887-169

Email: [info.de@wago.com](mailto:info.de@wago.com) | Web: [www.wago.com](http://www.wago.com)

Do you have any questions about our products?

We are always happy to take your call at +49 (571) 887-44222.



1-conductor female connector, angled; CAGE CLAMP®; 2.5 mm<sup>2</sup>; Pin spacing 5 mm; 12-pole; 2,50 mm<sup>2</sup>; gray

[www.wago.com/232-112/026-000](http://www.wago.com/232-112/026-000)



**Item no.232-142**  
THT female header; straight; Pin spacing 5 mm; 12-pole; 0.6 x 1.0 mm solder pin; gray

[www.wago.com/232-142](http://www.wago.com/232-142)



**Item no.232-142/005-000**  
Female connector for rail-mount terminal blocks; 0.6 x 1 mm pins; straight; Pin spacing 5 mm; 12-pole; gray

[www.wago.com/232-142/005-000](http://www.wago.com/232-142/005-000)



**Item no.232-142/005-000/039-000**  
Female connector for rail-mount terminal blocks; 0.6 x 1 mm pins; straight; Locking lever; Pin spacing 5 mm; 12-pole; gray

[www.wago.com/232-142/005-000/039-000](http://www.wago.com/232-142/005-000/039-000)



**Item no.232-142/031-000**  
THT female header; straight; Pin spacing 5 mm; 12-pole; clamping collar; 0.6 x 1.0 mm solder pin; gray

[www.wago.com/232-142/031-000](http://www.wago.com/232-142/031-000)



**Item no.232-142/039-000**  
THT female header; straight; Pin spacing 5 mm; 12-pole; Locking lever; 0.6 x 1.0 mm solder pin; gray

[www.wago.com/232-142/039-000](http://www.wago.com/232-142/039-000)

**Item no.232-142/047-000**  
THT female header; straight; Pin spacing 5 mm; 12-pole; Spacer flange; 0.6 x 1.0 mm solder pin; gray

[www.wago.com/232-142/047-000](http://www.wago.com/232-142/047-000)

## Optional accessories

### Tool

#### Operating tool



**Item no.: 209-130**  
Operating tool; made of insulating material; 1-way; for 264 Series (1-/2-way), 280, 281 Series (up to 3-way); natural

[www.wago.com/209-130](http://www.wago.com/209-130)



**Item no.: 209-132**  
Operating tool; for connecting comb-style jumper bar; made of insulating material; 2-way; natural

[www.wago.com/209-132](http://www.wago.com/209-132)



**Item no.: 231-159**  
Operating tool; natural

[www.wago.com/231-159](http://www.wago.com/231-159)



**Item no.: 210-250**  
Operating tool; for MCS MINI and MIDI with CAGE CLAMP® connection; red

[www.wago.com/210-250](http://www.wago.com/210-250)



**Item no.: 231-231**  
Combination operating tool; red

[www.wago.com/231-231](http://www.wago.com/231-231)



**Item no.: 210-657**  
Operating tool; Blade: 3.5 x 0.5 mm; with a partially insulated shaft; short; multicoloured

[www.wago.com/210-657](http://www.wago.com/210-657)

Subject to changes. Please also observe the further product documentation!





**Item no.:** 210-720

Operating tool; Blade: 3.5 x 0.5 mm; with a partially insulated shaft; multicoloured

[www.wago.com/210-720](http://www.wago.com/210-720)



**Item no.:** 231-131

Operating tool; made of insulating material; 1-way; loose; white

[www.wago.com/231-131](http://www.wago.com/231-131)



**Item no.:** 231-291

Operating tool; made of insulating material; 1-way; loose; red

[www.wago.com/231-291](http://www.wago.com/231-291)



**Item no.:** 280-432

Operating tool; made of insulating material; 2-way; white

[www.wago.com/280-432](http://www.wago.com/280-432)



**Item no.:** 280-434

Operating tool; made of insulating material; 4-way

[www.wago.com/280-434](http://www.wago.com/280-434)



**Item no.:** 280-437

Operating tool; made of insulating material; 7-way

[www.wago.com/280-437](http://www.wago.com/280-437)



**Item no.:** 280-440

Operating tool; made of insulating material; 10-way

[www.wago.com/280-440](http://www.wago.com/280-440)



**Item no.:** 280-435

Operating tool; made of insulating material; 5-way; gray


[www.wago.com/280-435](http://www.wago.com/280-435)



**Item no.:** 280-436

Operating tool; made of insulating material; 6-way

[www.wago.com/280-436](http://www.wago.com/280-436)



**Item no.:** 280-438

Operating tool; made of insulating material; 8-way

[www.wago.com/280-438](http://www.wago.com/280-438)



**Item no.:** 280-433

Operating tool; made of insulating material; 3-way

[www.wago.com/280-433](http://www.wago.com/280-433)

#### Insulation stop

Insulation stop



**Item no.:** 231-672

Insulation stop; 0.75 - 1 mm<sup>2</sup>; dark gray

[www.wago.com/231-672](http://www.wago.com/231-672)



**Item no.:** 231-670

Insulation stop; 0.08-0.2 mm<sup>2</sup> / 0.2 mm<sup>2</sup> "s"; white

[www.wago.com/231-670](http://www.wago.com/231-670)

Subject to changes. Please also observe the further product documentation!

WAGO GmbH & Co. KG

Hansastr. 27

32423 Minden

Phone: +49571 887-0 | Fax: +49571 887-169

Email: [info.de@wago.com](mailto:info.de@wago.com) | Web: [www.wago.com](http://www.wago.com)

Do you have any questions about our products?

We are always happy to take your call at +49 (571) 887-44222.



**Item no.: 231-671**  
Insulation stop; 0.25 - 0.5 mm<sup>2</sup>; light gray

[www.wago.com/231-671](http://www.wago.com/231-671)

### Strain relief

Strain relief housing



**Item no.: 232-612**  
Strain relief housing; for female and male connectors; 2 parts; Pin spacing 5 mm; 12-pole; gray

[www.wago.com/232-612](http://www.wago.com/232-612)

### Marking accessories

Marking strip



**Item no.: 210-331/500-103**  
Marking strips; as a DIN A4 sheet; MARKED; 1-12 (300x); Height of marker strip: 2.3 mm/0.091 in; Strip length 182 mm; Horizontal marking; Self-adhesive; white

[www.wago.com/210-331/500-103](http://www.wago.com/210-331/500-103)



**Item no.: 210-331/500-104**  
Marking strips; as a DIN A4 sheet; MARKED; 13-24 (300x); Height of marker strip: 2.3 mm/0.091 in; Strip length 182 mm; Horizontal marking; Self-adhesive; white

[www.wago.com/210-331/500-104](http://www.wago.com/210-331/500-104)



**Item no.: 210-332/500-202**  
Marking strips; as a DIN A4 sheet; MARKED; 1-16 (160x); Height of marker strip: 3 mm; Strip length 182 mm; Horizontal marking; Self-adhesive; white

[www.wago.com/210-332/500-202](http://www.wago.com/210-332/500-202)



**Item no.: 210-332/500-206**  
Marking strips; as a DIN A4 sheet; MARKED; 33-48 (160x); Height of marker strip: 3 mm; Strip length 182 mm; Horizontal marking; Self-adhesive; white

[www.wago.com/210-332/500-206](http://www.wago.com/210-332/500-206)



**Item no.: 210-332/500-205**  
Marking strips; as a DIN A4 sheet; MARKED; 1-32 (80x); Height of marker strip: 3 mm; Strip length 182 mm; Horizontal marking; Self-adhesive; white

[www.wago.com/210-332/500-205](http://www.wago.com/210-332/500-205)



**Item no.: 210-332/500-204**  
Marking strips; as a DIN A4 sheet; MARKED; 17-32 (160x); Height of marker strip: 3 mm; Strip length 182 mm; Horizontal marking; Self-adhesive; white

[www.wago.com/210-332/500-204](http://www.wago.com/210-332/500-204)

### Cover

Cover



**Item no.: 231-668**  
Lockout caps; for covering unused clamping units; gray

[www.wago.com/231-668](http://www.wago.com/231-668)


### Jumpers

Jumper




**Item no.: 231-905**  
Jumper; for conductor entry; 5-way; insulated; gray

[www.wago.com/231-905](http://www.wago.com/231-905)



**Item no.: 231-903**  
Jumper; for conductor entry; 3-way; insulated; gray

[www.wago.com/231-903](http://www.wago.com/231-903)



**Item no.: 231-907**  
Jumper; for conductor entry; 7-way; insulated; gray

[www.wago.com/231-907](http://www.wago.com/231-907)

Subject to changes. Please also observe the further product documentation!



**Item no.: 231-910**  
Jumper; for conductor entry; 10-way; insulated; gray

[www.wago.com/231-910](http://www.wago.com/231-910)



**Item no.: 231-902**  
Jumper; for conductor entry; 2-way; insulated; gray

[www.wago.com/231-902](http://www.wago.com/231-902)

**Coding**

Coding
















**Item no.: 231-129**  
Coding key; snap-on type; light gray

[www.wago.com/231-129](http://www.wago.com/231-129)

**Ferrule**








Ferrule

|   |  |  |
|---|--|--|
|    | <b>Item no.: 216-101</b><br>Ferrule; Sleeve for 0.5 mm <sup>2</sup> / AWG 22; uninsulated; electro-tin plated; silver-colored  | <a href="http://www.wago.com/216-101">www.wago.com/216-101</a> |
|    | <b>Item no.: 216-104</b><br>Ferrule; Sleeve for 1.5 mm <sup>2</sup> / AWG 16; uninsulated; electro-tin plated; silver-colored  | <a href="http://www.wago.com/216-104">www.wago.com/216-104</a> |
|    | <b>Item no.: 216-106</b><br>Ferrule; Sleeve for 2.5 mm <sup>2</sup> / AWG 14; uninsulated; electro-tin plated; silver-colored  | <a href="http://www.wago.com/216-106">www.wago.com/216-106</a> |
|    | <b>Item no.: 216-102</b><br>Ferrule; Sleeve for 0.75 mm <sup>2</sup> / AWG 20; uninsulated; electro-tin plated; silver-colored   | <a href="http://www.wago.com/216-102">www.wago.com/216-102</a> |
|   | <b>Item no.: 216-103</b><br>Ferrule; Sleeve for 1 mm <sup>2</sup> / AWG 18; uninsulated; electro-tin plated  | <a href="http://www.wago.com/216-103">www.wago.com/216-103</a> |
|  | <b>Item no.: 216-123</b><br>Ferrule; Sleeve for 1 mm <sup>2</sup> / AWG 18; uninsulated; electro-tin plated; silver-colored  | <a href="http://www.wago.com/216-123">www.wago.com/216-123</a> |
|  | <b>Item no.: 216-122</b><br>Ferrule; Sleeve for 0.75 mm <sup>2</sup> / AWG 20; uninsulated; electro-tin plated; silver-colored   | <a href="http://www.wago.com/216-122">www.wago.com/216-122</a> |
|  | <b>Item no.: 216-124</b><br>Ferrule; Sleeve for 1.5 mm <sup>2</sup> / AWG 16; uninsulated; electro-tin plated  | <a href="http://www.wago.com/216-124">www.wago.com/216-124</a> |
|  | <b>Item no.: 216-142</b><br>Ferrule; Sleeve for 0.75 mm <sup>2</sup> / 18 AWG; uninsulated; electro-tin plated; electrolytic copper; gastight crimped; acc. to DIN 46228, Part 1/08.92 | <a href="http://www.wago.com/216-142">www.wago.com/216-142</a> |
|  | <b>Item no.: 216-132</b><br>Ferrule; Sleeve for 0.34 mm <sup>2</sup> / AWG 24; uninsulated; electro-tin plated   | <a href="http://www.wago.com/216-132">www.wago.com/216-132</a> |
|  | <b>Item no.: 216-121</b><br>Ferrule; Sleeve for 0.5 mm <sup>2</sup> / AWG 22; uninsulated; electro-tin plated; silver-colored  | <a href="http://www.wago.com/216-121">www.wago.com/216-121</a> |
|  | <b>Item no.: 216-143</b><br>Ferrule; Sleeve for 1 mm <sup>2</sup> / AWG 18; uninsulated; electro-tin plated; electrolytic copper; gastight crimped; acc. to DIN 46228, Part 1/08.92    | <a href="http://www.wago.com/216-143">www.wago.com/216-143</a> |
|  | <b>Item no.: 216-131</b><br>Ferrule; Sleeve for 0.25 mm <sup>2</sup> / AWG 24; uninsulated; electro-tin plated; silver-colored   | <a href="http://www.wago.com/216-131">www.wago.com/216-131</a> |

Subject to changes. Please also observe the further product documentation!

|   |   |  |
|---|---|--|
|    | <b>Item no.: 216-141</b><br>Ferrule; Sleeve for 0.5 mm <sup>2</sup> / 20 AWG; uninsulated; electro-tin plated; electrolytic copper; gastight crimped; acc. to DIN 46228, Part 1/08.92                 | <a href="http://www.wago.com/216-141">www.wago.com/216-141</a> |
|    | <b>Item no.: 216-152</b><br>Ferrule; Sleeve for 0.34 mm <sup>2</sup> / AWG 24; uninsulated; electro-tin plated  | <a href="http://www.wago.com/216-152">www.wago.com/216-152</a> |
|    | <b>Item no.: 216-203</b><br>Ferrule; Sleeve for 1 mm <sup>2</sup> / AWG 18; insulated; electro-tin plated; red  | <a href="http://www.wago.com/216-203">www.wago.com/216-203</a> |
|    | <b>Item no.: 216-202</b><br>Ferrule; Sleeve for 0.75 mm <sup>2</sup> / 18 AWG; insulated; electro-tin plated; gray  | <a href="http://www.wago.com/216-202">www.wago.com/216-202</a> |
|    | <b>Item no.: 216-151</b><br>Ferrule; Sleeve for 0.25 mm <sup>2</sup> / AWG 24; uninsulated; electro-tin plated  | <a href="http://www.wago.com/216-151">www.wago.com/216-151</a> |
|    | <b>Item no.: 216-204</b><br>Ferrule; Sleeve for 1.5 mm <sup>2</sup> / AWG 16; insulated; electro-tin plated; black  | <a href="http://www.wago.com/216-204">www.wago.com/216-204</a> |
|    | <b>Item no.: 216-144</b><br>Ferrule; Sleeve for 1.5 mm <sup>2</sup> / AWG 16; uninsulated; electro-tin plated; electrolytic copper; gastight crimped; acc. to DIN 46228, Part 1/08.92; silver-colored | <a href="http://www.wago.com/216-144">www.wago.com/216-144</a> |
|    | <b>Item no.: 216-201</b><br>Ferrule; Sleeve for 0.5 mm <sup>2</sup> / 20 AWG; insulated; electro-tin plated; white  | <a href="http://www.wago.com/216-201">www.wago.com/216-201</a> |
|    | <b>Item no.: 216-223</b><br>Ferrule; Sleeve for 1 mm <sup>2</sup> / AWG 18; insulated; electro-tin plated; red  | <a href="http://www.wago.com/216-223">www.wago.com/216-223</a> |
|   | <b>Item no.: 216-241</b><br>Ferrule; Sleeve for 0.5 mm <sup>2</sup> / 20 AWG; insulated; electro-tin plated; electrolytic copper; gastight crimped; acc. to DIN 46228, Part 4/09.90; white            | <a href="http://www.wago.com/216-241">www.wago.com/216-241</a> |
|  | <b>Item no.: 216-242</b><br>Ferrule; Sleeve for 0.75 mm <sup>2</sup> / 18 AWG; insulated; electro-tin plated; electrolytic copper; gastight crimped; acc. to DIN 46228, Part 4/09.90; gray            | <a href="http://www.wago.com/216-242">www.wago.com/216-242</a> |
|  | <b>Item no.: 216-222</b><br>Ferrule; Sleeve for 0.75 mm <sup>2</sup> / 18 AWG; insulated; electro-tin plated; gray  | <a href="http://www.wago.com/216-222">www.wago.com/216-222</a> |
|  | <b>Item no.: 216-221</b><br>Ferrule; Sleeve for 0.5 mm <sup>2</sup> / 20 AWG; insulated; electro-tin plated; white  | <a href="http://www.wago.com/216-221">www.wago.com/216-221</a> |
|  | <b>Item no.: 216-224</b><br>Ferrule; Sleeve for 1.5 mm <sup>2</sup> / AWG 16; insulated; electro-tin plated; black  | <a href="http://www.wago.com/216-224">www.wago.com/216-224</a> |
|  | <b>Item no.: 216-243</b><br>Ferrule; Sleeve for 1 mm <sup>2</sup> / AWG 18; insulated; electro-tin plated; electrolytic copper; gastight crimped; acc. to DIN 46228, Part 4/09.90; red                | <a href="http://www.wago.com/216-243">www.wago.com/216-243</a> |
|  | <b>Item no.: 216-244</b><br>Ferrule; Sleeve for 1.5 mm <sup>2</sup> / AWG 16; insulated; electro-tin plated; electrolytic copper; gastight crimped; acc. to DIN 46228, Part 4/09.90; black            | <a href="http://www.wago.com/216-244">www.wago.com/216-244</a> |
|  | <b>Item no.: 216-263</b><br>Ferrule; Sleeve for 1 mm <sup>2</sup> / AWG 18; insulated; electro-tin plated; electrolytic copper; gastight crimped; acc. to DIN 46228, Part 4/09.90; red                | <a href="http://www.wago.com/216-263">www.wago.com/216-263</a> |

Subject to changes. Please also observe the further product documentation!

|   |  |  |
|---|--|--|
|  | <b>Item no.: 216-264</b><br>Ferrule; Sleeve for 1.5 mm <sup>2</sup> / AWG 16; insulated; electro-tin plated; electrolytic copper; gastight crimped; acc. to DIN 46228, Part 4/09.90; black | <a href="http://www.wago.com/216-264">www.wago.com/216-264</a> |
|  | <b>Item no.: 216-284</b><br>Ferrule; Sleeve for 1.5 mm <sup>2</sup> / AWG 16; insulated; electro-tin plated; electrolytic copper; gastight crimped; acc. to DIN 46228, Part 4/09.90; black | <a href="http://www.wago.com/216-284">www.wago.com/216-284</a> |
|  | <b>Item no.: 216-262</b><br>Ferrule; Sleeve for 0.75 mm <sup>2</sup> / 18 AWG; insulated; electro-tin plated; electrolytic copper; gastight crimped; acc. to DIN 46228, Part 4/09.90; gray | <a href="http://www.wago.com/216-262">www.wago.com/216-262</a> |
|  | <b>Item no.: 216-301</b><br>Ferrule; Sleeve for 0.25 mm <sup>2</sup> / AWG 24; insulated; electro-tin plated; yellow   | <a href="http://www.wago.com/216-301">www.wago.com/216-301</a> |
|  | <b>Item no.: 216-321</b><br>Ferrule; Sleeve for 0.25 mm <sup>2</sup> / AWG 24; insulated; electro-tin plated; yellow   | <a href="http://www.wago.com/216-321">www.wago.com/216-321</a> |
|  | <b>Item no.: 216-322</b><br>Ferrule; Sleeve for 0.34 mm <sup>2</sup> / 22 AWG; insulated; electro-tin plated; light turquoise  | <a href="http://www.wago.com/216-322">www.wago.com/216-322</a> |
|  | <b>Item no.: 216-302</b><br>Ferrule; Sleeve for 0.34 mm <sup>2</sup> / 22 AWG; insulated; electro-tin plated; light turquoise  | <a href="http://www.wago.com/216-302">www.wago.com/216-302</a> |

## Downloads

### Documentation

#### Additional Information

|                        |            |        |          |
|------------------------|------------|--------|----------|
| Technical Section      | 2019 Apr 3 | pdf    | Download |
| Technical explanations |            | 2.0 MB |          |

## CAD/CAE-Data

### CAD data

|                      |     |          |
|----------------------|-----|----------|
| 2D/3D Models 231-612 | URL | Download |
|----------------------|-----|----------|

### CAE data

|                           |     |          |
|---------------------------|-----|----------|
| EPLAN Data Portal 231-612 | URL | Download |
|---------------------------|-----|----------|

|                      |     |          |
|----------------------|-----|----------|
| ZUKEN Portal 231-612 | URL | Download |
|----------------------|-----|----------|

## Environmental Product Compliance

### Compliance Search

Environmental Product Compliance 231-612


Subject to changes. Please also observe the further product documentation!

WAGO GmbH & Co. KG  
 Hansastr. 27  
 32423 Minden  
 Phone: +49571 887-0 | Fax: +49571 887-169  
 Email: [info.de@wago.com](mailto:info.de@wago.com) | Web: [www.wago.com](http://www.wago.com)


Do you have any questions about our products?  
 We are always happy to take your call at +49 (571) 887-44222.

## Installation Notes


### Conductor termination



Inserting a conductor via 3.5 mm screwdriver – CAGE CLAMP® actuation parallel to conductor entry.



Inserting a conductor via 3.5 mm screwdriver – CAGE CLAMP® actuation perpendicular to conductor entry.




Inserting a conductor into CAGE CLAMP® unit via operating tool (231-291).



Inserting a conductor via operating tool.


### Coding

Subject to changes. Please also observe the further product documentation!



Coding a male header – fitting coding key(s).


### Testing




Testing – female connector with CAGE CLAMP®

Integrated test ports for testing perpendicular to conductor entry via 2 or 2.3 mm Ø test plug

### Installation




Male connector with strain relief plate



Strain relief housing shown with a male connector equipped with CAGE CLAMP®

Subject to changes. Please also observe the further product documentation!

### Marking



Labeling via direct marking or self-adhesive strips.

### Product family

**MCS MIDI Classic**

[Show all products from the family](#)

Subject to changes. Please also observe the further product documentation!