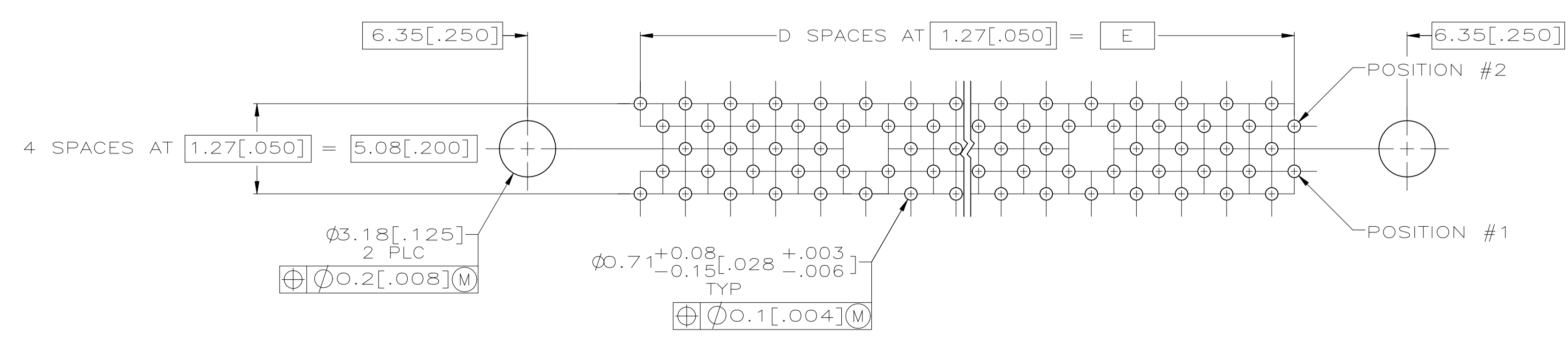
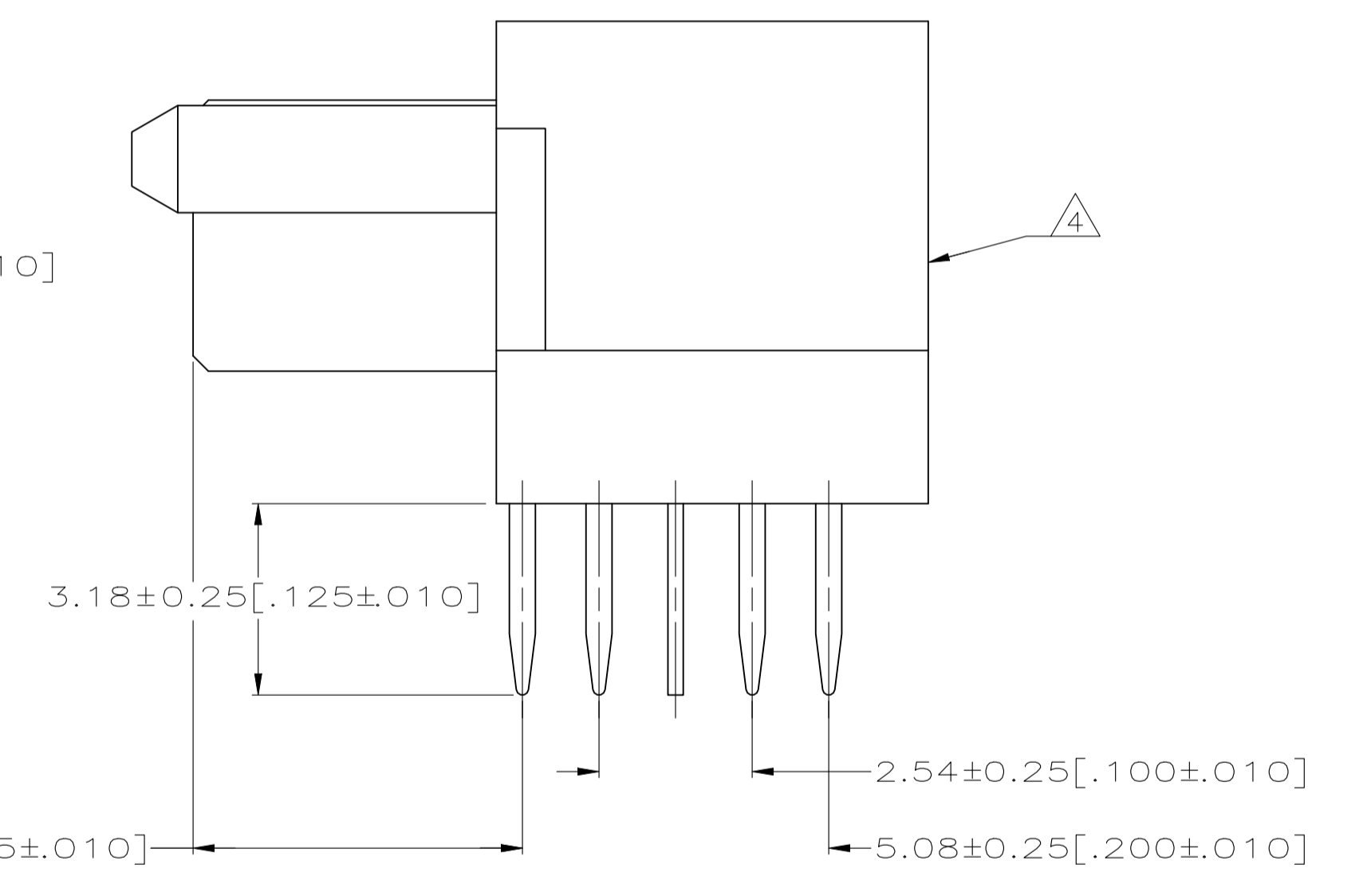
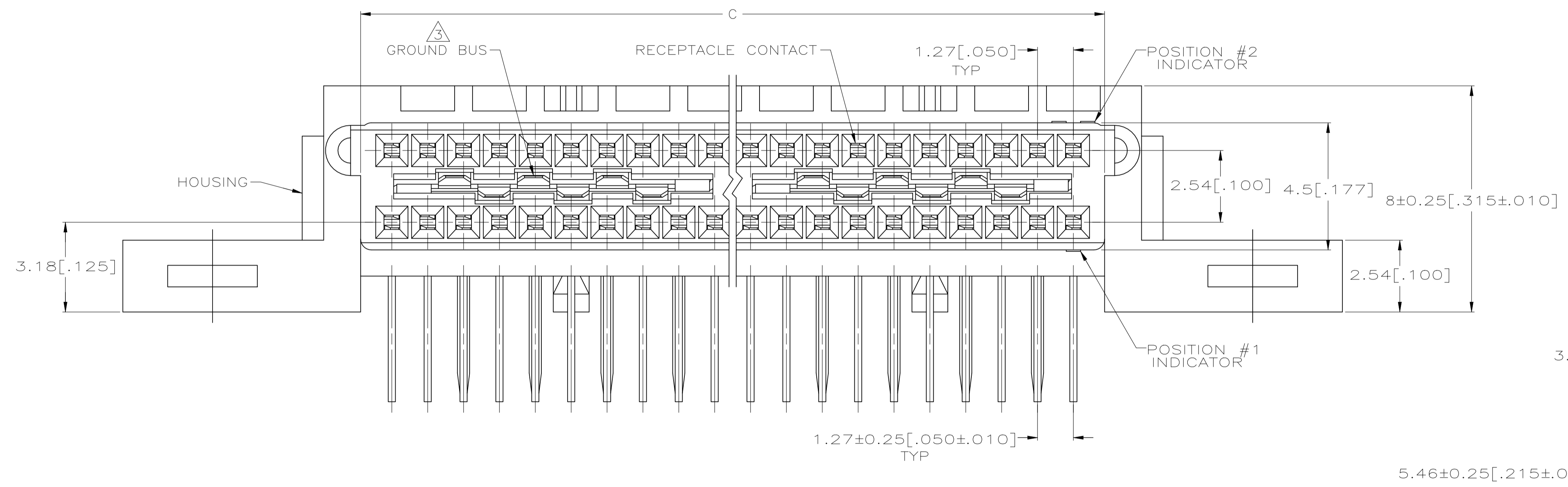
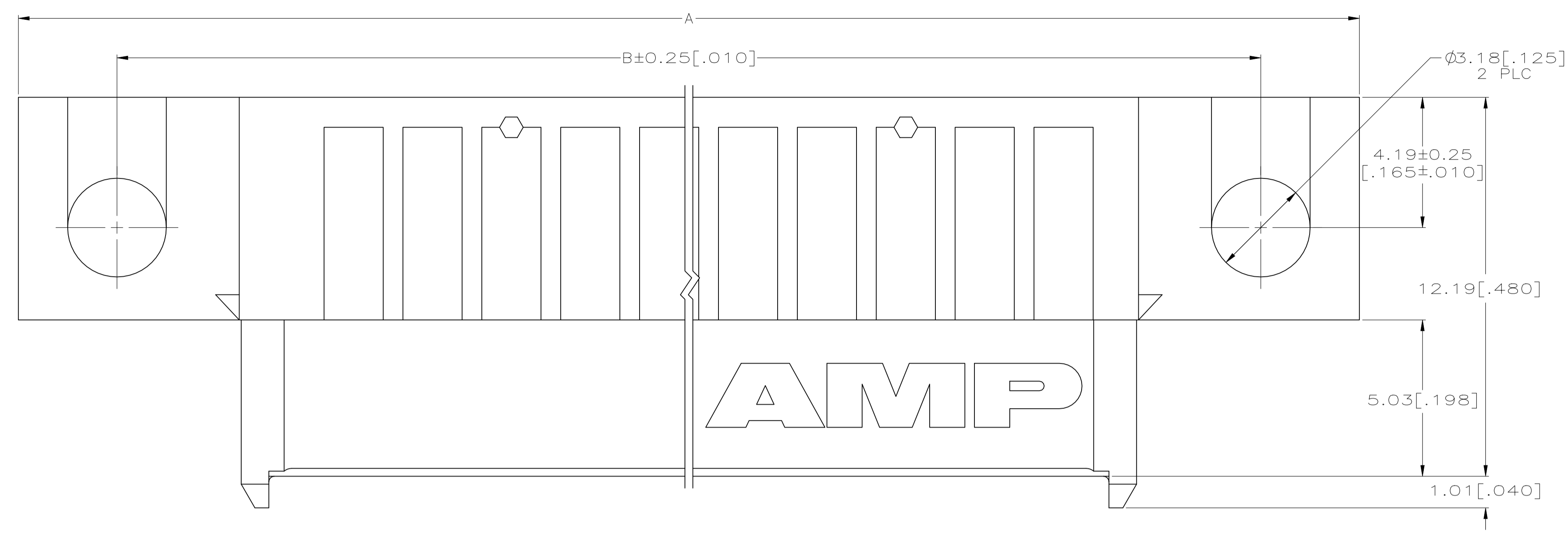


REVISIONS					
REV	DATE	DESCRIPTION	BY	CHK	APP'D
A	05JAN2021	REVISED PER ECO-20-011414	AP	SY	

- 1 MOLDED PARTS: HIGH TEMPERATURE THERMOPLASTIC, COLOR NATURAL.  
RECEPTACLE CONTACTS: PHOSPHOR BRONZE.  
GROUND BUSES: PHOSPHOR BRONZE.
- 2 CONTACTS & GROUND BUSES: 0.00076(.00030) MIN. GOLD PER  
ASTM B 488 ON CONTACT AREA, 0.00254-0.00762(.000100-.000300)  
MATTE TIN PER ASTM B 545 ON SOLDER TAIL, ALL OVER  
0.00127-0.00254(.000050-.000100) MATTE NICKEL PER  
SAE AMS-QQ-N-290 ON ENTIRE CONTACT.
- 3 ONE GROUND BUS WITH 4 TAILS PER EACH 20 RECEPTACLE CONTACTS.
- 4 ASSEMBLIES 140 POSITIONS OR SMALLER HAVE A ONE PIECE  
ORGANIZER. ASSEMBLIES 160 POSITIONS OR LARGER HAVE  
MULTIPLE ORGANIZERS OF 40 AND/OR 60 POSITIONS.



RECOMMENDED PC BOARD HOLE LAYOUT  
(VIEWED FROM CONNECTOR SIDE)

125.73[4.950]	99	127.94[5.037]	138.43[5.450]	144.78[5.700]	200	5536297-9
87.63[3.450]	69	89.84[3.537]	100.33[3.950]	106.68[4.200]	140	5536297-6
74.93[2.950]	59	77.14[3.037]	87.63[3.450]	93.98[3.700]	120	5536297-5
62.23[2.450]	49	64.44[2.537]	74.93[2.950]	81.28[3.200]	100	5536297-4
49.53[1.950]	39	51.74[2.037]	62.23[2.450]	68.58[2.700]	80	5536297-3
36.83[1.450]	29	39.04[1.537]	49.53[1.950]	55.88[2.200]	60	5536297-2
24.13[.950]	19	26.34[1.037]	36.83[1.450]	43.18[1.700]	40	5536297-1
E	D	C	B	A	NO OF POS	PART NUMBER

THIS DRAWING IS A CONTROLLED DOCUMENT.

DIMENSIONS: mm [INCHES]	TOLERANCES UNLESS OTHERWISE SPECIFIED:	DIN G. ATTADIA 01-19-05	DATE	BY	APP'D
0 PLC ± -	1 PLC ± -	CHK D. DIXON 01-19-05			
2 PLC ± -	3 PLC ± 0.13[.005]	AP'D D. DIXON 01-19-05			
4 PLC ± -	ANGLES ± -	NAME	RECEPTACLE ASSEMBLY, RIGHT ANGLE, 3.18[.125] TAIL, BOARD TO BOARD, MICRO-STRIP		
MATERIAL	FINISH	SIZE	CAGE CODE	DRAWING NO	RESTRICTED TO
		WEIGHT	0.000000	A1 00779	5536297
		CUSTOMER DRAWING	SCALE	10:1	SHEET 1 of 1