



As Small as 2.36"W x 3.41"L x 0.93"H (Single Output)

- Universal 90-264VAC Input
- High Efficiency
- Improved EMI Performance
- 3000VAC Isolation
- Single, Dual and Triple Outputs



Model Number	Output Voltage	Output Amps (max), (Note 2)	Load Reg (max)	Ripple & Noise pk-pk	Efficiency typ.
<b>SINGLE OUTPUT</b>					
EFM-0300	3.3 Volts	7.5Amps	3%	100mV typ.	73%
EFM-0301	5 Volts	6Amps	2%	70mV typ.	78%
EFM-0322	9 Volts	3.33Amps	1%	70mV typ.	81%
EFM-0302	12 Volts	2.5Amps	1%	70mV typ.	83%
EFM-0303	15 Volts	2Amps	1%	70mV typ.	84%
EFM-0318	18 Volts	1.67Amps	1%	70mV typ.	84%
EFM-0305	24 Volts	1.25Amps	1%	50mV typ.	84%
EFM-0312	48 Volts	0.63Amps	1%	50mV typ.	85%
<b>DUAL OUTPUT</b>					
EFM-0306	±12 Volts	±1.25Amps	±3%	±50mV typ.	80%
EFM-0307	±15 Volts	±1Amps	±3%	±50mV typ.	80%
EFM-0308	5/12 Volts	3/1.25Amps	±2%/ ±4%	±50mV typ.	74%
<b>TRIPLE OUTPUT</b>					
EFM-0309	5/±12 Volts	3/±0.63Amps	0.6% / ±0.5%	100mV / ±75mV typ.	71%
EFM-0311	5/±15 Volts	3/±0.5Amps	0.6% / ±0.5%	100mV / ±75mV typ.	74%

**INPUT SPECIFICATIONS**

Input Voltage Range	90-264 VAC (100-240VAC nom.)
Frequency Range	47-63 Hz
Inrush Current, typ at cold start:	30A@115V, 60A@230V Input *
Leakage Current	<3.5mA @ 264VAC, 50Hz

**OUTPUT SPECIFICATIONS**

Voltage and Current	See Selection Chart
Load Regulation (Note 3)	See Selection Chart
Line Regulation (LL-HL)	±1%, max. (Single & Duals) 0.6 / ±0.2%, max. (Triples)
Cross Regulation	
Duals:	±3%. max. (0308: ±2 / ±6%)
Triples:	±3% max.
Preset Accuracy, Max.	
Single & Duals:	1% (0308: ±2 / ±5%)
Triples:	1 / ±5%
DC Voltage Adjust (typ)	±10% of FS (Primary)
Temperature Coefficient	±0.03%/°C (0-50°C, typ)
Ripple/Noise (Notes 1&4)	See Selection Chart
Over Voltage Protection	Clamp, Auto Recovery *
Current Limit	>110% Load, Auto-Recovery *
Short Circuit Protection	Auto Recovery *
Hold Up Time	20 mS, typ

**GENERAL SPECIFICATIONS**

Input-Out Isolation (1 min max.)	3KVAC
Efficiency at nom input	See Selection Chart
Switching Frequency	65Khz, (fixed, typical)
Safety UL/cUL:	UL60950-1 2nd ed./ C22.2 60950-1 2nd ed.
CB:	IEC60950-1 2nd ed.
EMC:	EN55022, Class B

**PHYSICAL SPECIFICATIONS**

Size	Single:	2.36" x 3.41" x 0.93"
	Duals/Triples:	2.36" x 3.94" x 0.93"
Construction	Open Frame	
Weight	4.3oz (122g), typ.	

**ENVIRONMENTAL SPECIFICATIONS**

Oper. Temperature (Free Air)	-20 to +40°C FL Derate from 40°C to 70°C (See Derate Curve)
Storage Temperature	-25 to +80°C *
Relative Humidity	0 to + 95%, non-cond *
MTBF (MIL-STD-217, 25°C)	180,000 Hrs min.

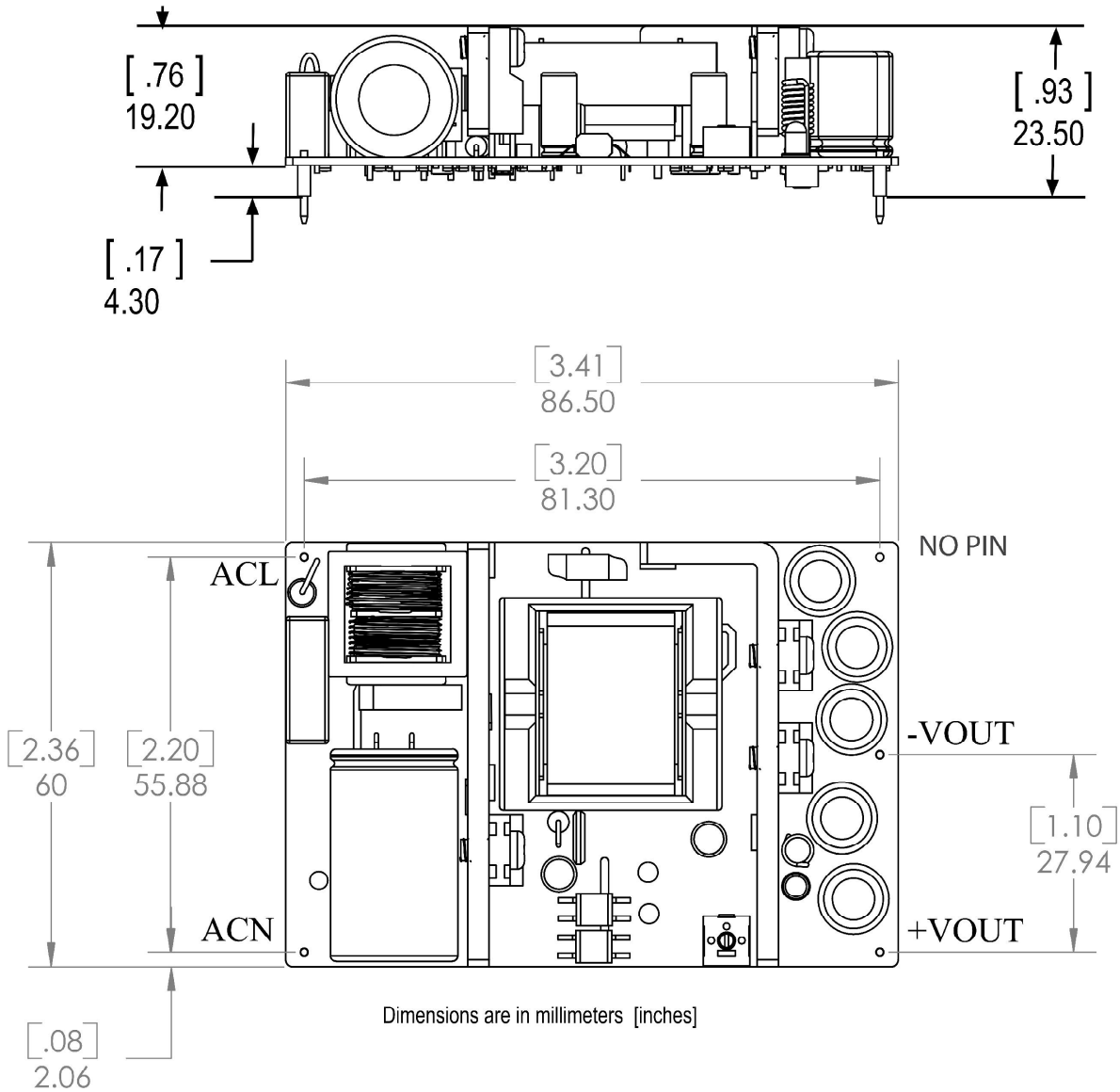
Notes:

1. All measurements should be made directly at the terminals of the power supply
2. Minimum Load is NOT required for proper operation. However, auxiliary outputs should be reduced as a function of primary output minimum load or load reulation will be higher.
3. Load Regulation measured from 20% to full load. All other outputs at nominal load.
4. Output noise measured directky at pins at nomimnal load with 0.1uF and 10uF capacitors, pk-pk @ 20MHz bandwidth.

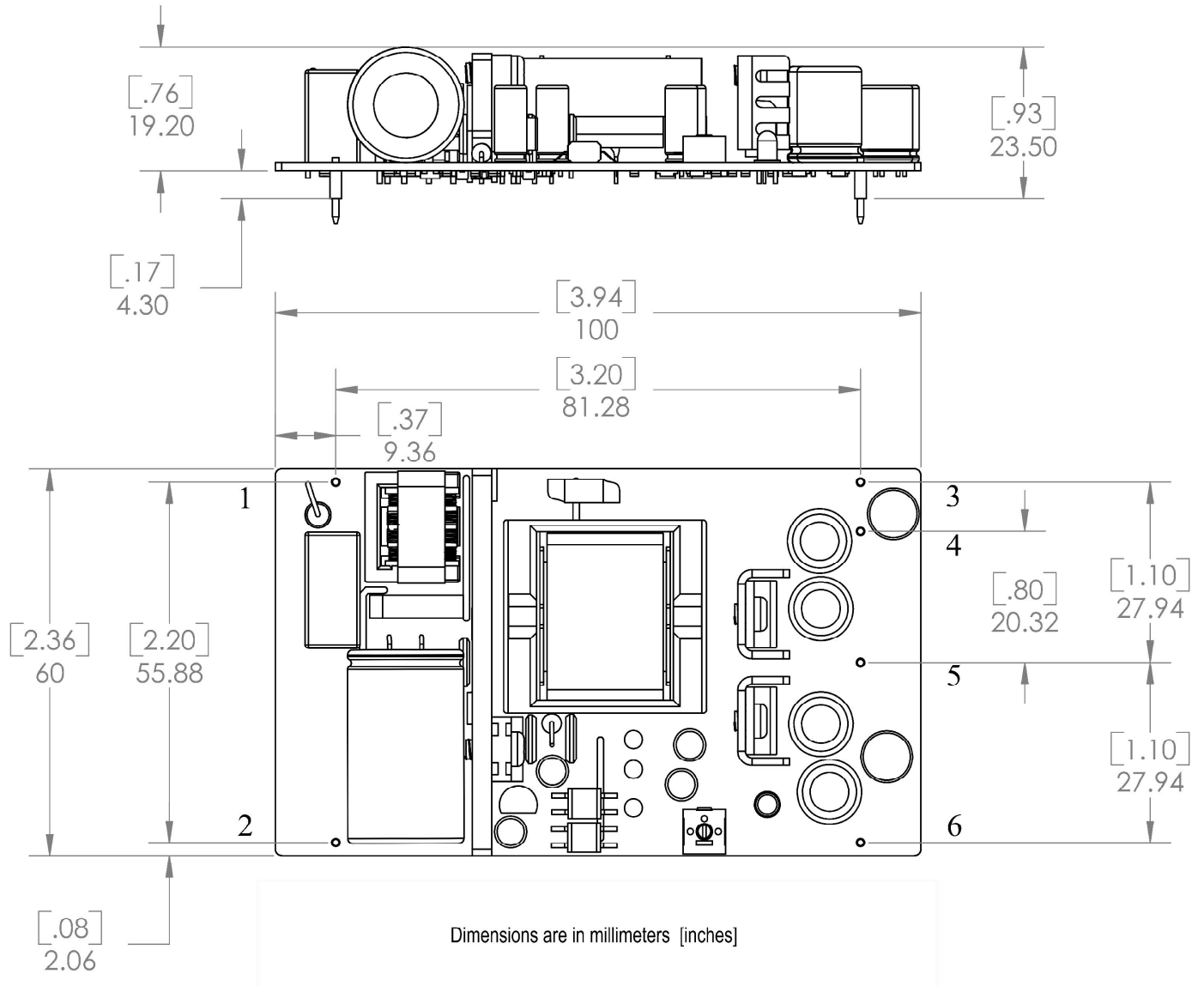
All specifications are typical at nominal input, full load, and 25°C unless otherwise noted

\* These are stress ratings. Exposure of the devices to any of these conditions may adversely affect long term reliability. Proper operation under conditions other than the standard operating conditions is neither warranteed nor implied.

**MECHANICAL DIMENSIONS - SINGLE**

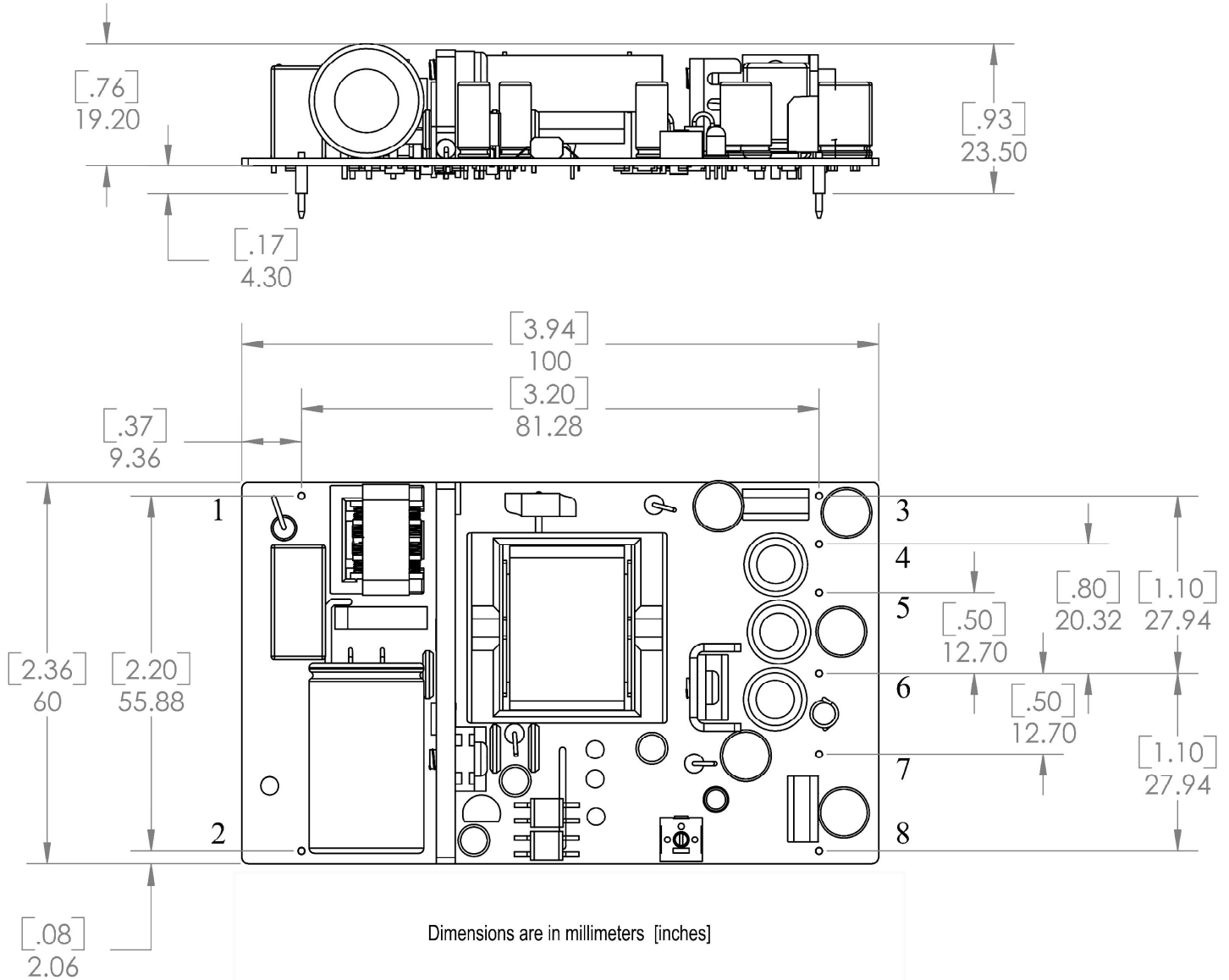


**MECHANICAL DIMENSIONS - DUAL**



PIN #	EFM-0306~0307	EFM-0308
1	ACL	ACL
2	ACN	ACN
3	- V out	RETURN
4	NO PIN	NO PIN
5	COMMON	+5 V out
6	+ V out	+12 V out

### MECHANICAL DIMENSIONS - TRIPLE



PIN #	Function
1	ACL
2	ACN
3	- V out
4	NO PIN
5	+5 V RETURN
6	COMMON
7	+5 V
8	+ V out

**OUTPUT DERATING CURVE**

