

2-Head Push Buttons

1. Select operator head type
2. Select mounting base and contact block



| Operator Head Type | Color | Catalog No. |
|--|-------------------|------------------|
| Two Flush Buttons | ● Green / ● Red | ZB5AA7340 |
| | ● Black / ○ White | ZB5AA7120 |
| Two Flush Buttons Marked "I" & "O" | ● Green / ● Red | ZB5AA7341 |
| | ● Black / ○ White | ZB5AA7121 |
| One Flush & One Extended Button | ● Green / ● Red | ZB5AL7340 |
| One Flush & One Extended Button Marked "I" & "O" | ● Green / ● Red | ZB5AL7341 |

| Mounting Base & Contact Block | |
|-------------------------------|-----------------|
| N.O./N.C. | Catalog No. |
| 1 N.O. | ZB5AZ101 |
| 1 N.C. | ZB5AZ102 |
| 2 N.O. | ZB5AZ103 |
| 2 N.C. | ZB5AZ104 |
| 1 N.O. + 1 N.C. | ZB5AZ105 |

LED Pilot Lights

1. Select operator head type
2. Select LED lamp with mounting base



| Operator Head Type | Action | Color | Catalog No. |
|--------------------|--------|----------|-----------------|
| Round | None | ○ White | ZB5AV013 |
| | | ● Green | ZB5AV033 |
| | | ● Red | ZB5AV043 |
| | | ● Yellow | ZB5AV053 |
| | | ● Blue | ZB5AV063 |

| Color | LED Lamp & Mounting Base | Catalog No. |
|----------|--------------------------|----------------|
| ○ White | 24 VAC/DC | ZB5AVB1 |
| | 120 VAC/DC | ZB5AVG1 |
| ● Green | 24 VAC/DC | ZB5AVB3 |
| | 120 VAC/DC | ZB5AVG3 |
| ● Red | 24 VAC/DC | ZB5AVB4 |
| | 120 VAC/DC | ZB5AVG4 |
| ● Yellow | 24 VAC/DC | ZB5AVB5 |
| | 120 VAC/DC | ZB5AVG5 |
| ● Blue | 24 VAC/DC | ZB5AVB6 |
| | 120 VAC/DC | ZB5AVG6 |

Legend Plates



| Legend Plate & Inserts | Catalog No. |
|------------------------|----------------|
| Legend Holder | ZBZ32 |
| Auto | ZBY2115 |
| Auto-Hand | ZBY2364 |
| Close | ZBY2314 |
| Down | ZBY2308 |
| Fast | ZBY2328 |
| Forward | ZBY2305 |
| For-Rev | ZBY2371 |
| Hand | ZBY231 |
| Hands-Off-Auto | ZBY2387 |
| Off | ZBY2312 |
| Off-On | ZBY2367 |
| On | ZBY2311 |
| Open | ZBY2313 |
| Reset | ZBY2323 |
| Reverse | ZBY2306 |
| Run | ZBY2334 |
| Slow | ZBY2327 |
| Start | ZBY2303 |
| Stop | ZBY2304 |
| Stop-Start | ZBY2366 |
| Up | ZBY2307 |

Contact Blocks



| Description | Catalog No. |
|------------------|----------------|
| Screw Terminals | |
| 1 N.O. | ZBE101 |
| 1 N.C. | ZBE102 |
| 2 N.O. | ZBE103 |
| 2 N.C. | ZBE104 |
| 1 N.O. + 1 N.C. | ZBE105 |
| Spring Terminals | |
| 1 N.O. | ZBE1015 |
| 1 N.C. | ZBE1025 |
| 2 N.O. | ZBE2035 |
| 2 N.C. | ZBE2045 |
| 1 N.O. + 1 N.C. | ZBE2055 |

Accessories




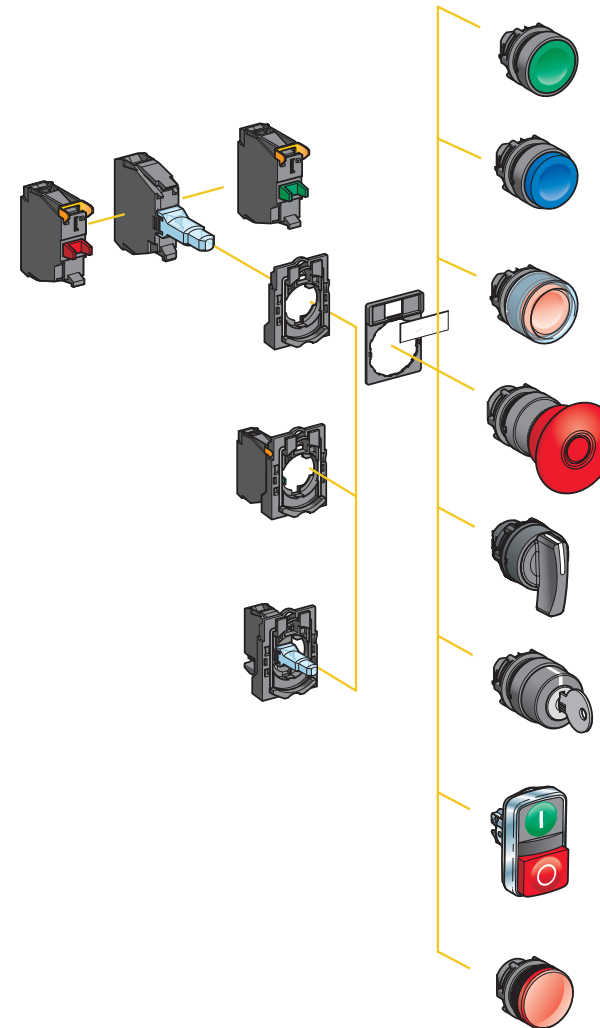
| Description | Catalog No. |
|-----------------|-----------------|
| Mounting Collar | ZB5AZ009 |

Selling Points

- Complete range of products
- Allows customer assembly using separate parts and common accessories
- Easy-to-install double insulated black plastic construction
- Zero-maintenance LED lights protected against short circuits, overvoltage, reverse polarity and electromagnetic interference
- No-notch mounting in a 22 mm (7/8 in.) diameter hole
- NEMA rated: 1, 2, 3, 4, 4X, 12 and 13
- Meets IEC standards
- UL listed, CSA certified and CE marked

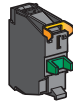
Simple Selector

22 mm Plastic Push Buttons, Selector Switches and Pilot Lights



Non-Illuminated Push Buttons

1. Select operator head type
2. Mounting base
3. Select contact block



| Operator Head Type | Action | Color | Operator Head Catalog No. |
|--------------------|-----------------|----------|---------------------------|
| Flush | Momentary | ○ White | ZB5AA1 |
| | | ● Black | ZB5AA2 |
| | | ● Green | ZB5AA3 |
| | | ● Red | ZB5AA4 |
| | | ● Yellow | ZB5AA5 |
| | | ● Blue | ZB5AA6 |
| Extended | Momentary | ○ White | ZB5AL1 |
| | | ● Black | ZB5AL2 |
| | | ● Green | ZB5AL3 |
| | | ● Red | ZB5AL4 |
| | | ● Yellow | ZB5AL5 |
| | | ● Blue | ZB5AL6 |
| Booted | Momentary | ○ White | ZB5AP1 |
| | | ● Black | ZB5AP2 |
| | | ● Green | ZB5AP3 |
| | | ● Red | ZB5AP4 |
| | | ● Yellow | ZB5AP5 |
| | | ● Blue | ZB5AP6 |
| 40 mm Mushroom | Turn to Release | ● Black | ZB5AS52 |
| | | ● Red | ZB5AS54 |
| | Push-Pull | ● Black | ZB5AT2 |
| | | ● Red | ZB5AT4 |
| 60 mm Mushroom | Turn to Release | ● Black | ZB5AS62 |
| | | ● Red | ZB5AS64 |
| | Push-Pull | ● Black | ZB5AX2 |
| | | ● Red | ZB5AX4 |

| Mounting Collar | Catalog No. |
|-----------------|-----------------|
| Mounting Collar | ZB5AZ009 |

| Contact Block | Catalog No. |
|------------------|----------------|
| Screw Terminals | |
| 1 N.O. | ZBE101 |
| 1 N.C. | ZBE102 |
| 2 N.O. | ZBE203 |
| 2 N.C. | ZBE204 |
| 1 N.O. + 1 N.C. | ZBE205 |
| Spring Terminals | |
| 1 N.O. | ZBE1015 |
| 1 N.C. | ZBE1025 |
| 2 N.O. | ZBE2035 |
| 2 N.C. | ZBE2045 |
| 1 N.O. + 1 N.C. | ZBE2055 |

LED Illuminated Push Buttons

1. Select operator head type
2. Select LED lamp body with contact block



| Operator Head Type | Action | Color | Catalog No. |
|--------------------|------------------|----------|-----------------|
| Flush | Momentary Action | ○ White | ZB5AW313 |
| | | ● Green | ZB5AW333 |
| | | ● Red | ZB5AW343 |
| | | ● Yellow | ZB5AW353 |
| | | ● Blue | ZB5AW363 |

| Color | LED Lamp & Mounting Base with 1 N.O.+ 1 N.C. Contact Block | Catalog No. |
|----------|--|-------------------|
| ○ White | 24 VAC/DC | ZBA5AW0B15 |
| | 120 VAC | ZB5AW0G15 |
| ● Green | 24 VAC/DC | ZB5AW0B35 |
| | 120 VAC | ZB5AW0G35 |
| ● Red | 24 VAC/DC | ZB5AW0B55 |
| | 120 VAC | ZB5AW0G55 |
| ● Yellow | 24 VAC/DC | ZB5AW0B55 |
| | 120 VAC | ZB5AW0G55 |
| ● Blue | 24 VAC/DC | ZB5AW0B65 |
| | 120 VAC | ZB5AW0G65 |



N.O. = Normally Open
N.C. = Normally Closed

Illuminated Selector Switches

1. Select operator head type
2. Select LED lamp module
3. Select mounting base and contact block



| Operator Head Type | | | Color | LED Lamp Module | Catalog No. | Desired Contact Configuration | | | Mounting Base & Contact Block Mounting Position | |
|---------------------|----------|------------------|-----------|-----------------|-------------|-------------------------------|-----------------------|----------------------|---|----------------------------|
| Number of Positions | Color | Catalog No. | | | | Lever Position Left | Lever Position Center | Lever Position Right | Left Position Catalog No. | Right Position Catalog No. |
| 2-Position | ● Green | ZB5AK1233 | 24 VAC/DC | ZBVB3 | Off | — | On | — | ZB5AZ101 | |
| | | | | | On | — | Off | ZB5AZ102 | — | |
| | | | | | On | — | On | ZB5AZ101 | ZBE101 | |
| 3-Position | ● Green | ZB5AK1333 | 24 VAC/DC | ZBVB3 | On | Off | On | — | ZB5AZ101 | |
| | | | | | Off | On | Off | ZB5AZ102 | — | |
| | ● Red | ZB5AK1343 | 24 VAC/DC | ZBVB4 | Off | On | On | ZB5AZ101 | ZBE101 | |
| | | | | | On | Off | Off | ZB5AZ102 | ZBE101 | |
| | ● Yellow | ZB5AK1353 | 24 VAC/DC | ZBVB5 | On | On | Off | ZB5AZ101 | — | |
| | | | | | On | On | Off | ZB5AZ101 | — | |

Non-Illuminated Selector Switches

1. Select operator head type
2. Select mounting base and contact block



| Operator Head Type | | | | | Desired Contact Configuration | | | Mounting Base & Contact Block Mounting Position | |
|---------------------|------------|------------------|---------|---------------|-------------------------------|-----------------------|----------------------|---|----------------------------|
| Number of Positions | Lever Type | Lever Returns to | Color | Catalog No. | Lever Position Left | Lever Position Center | Lever Position Right | Left Position Catalog No. | Right Position Catalog No. |
| 2-Position | Standard | Maintained | ● Black | ZB5AD2 | Off | — | On | — | ZB5AZ101 |
| | Extended | Maintained | ● Black | ZB5AJ2 | On | — | Off | ZB5AZ102 | — |
| | Standard | Left | ● Black | ZB5AD4 | On | — | On | ZB5AZ101 | ZBE101 |
| | Extended | Left | ● Black | ZB5AJ4 | On | Off | On | — | ZB5AZ101 |
| 3-Position | Standard | Maintained | ● Black | ZB5AD3 | Off | On | Off | ZB5AZ102 | ZBE101 |
| | Extended | Maintained | ● Black | ZB5AJ3 | Off | On | On | ZB5AZ101 | ZBE101 |
| | Standard | Center | ● Black | ZB5AD5 | On | Off | Off | ZB5AZ101 | — |
| | Extended | Center | ● Black | ZB5AJ5 | On | On | Off | ZB5AZ101 | — |

Non-Illuminated Key Switches

1. Select operator head type
2. Select mounting base and contact block



| Operator Head Type | | | | | Desired Contact Configuration | | | Mounting Base & Contact Block Mounting Position | |
|---------------------------|-------------------------|---------------------------|---------|---------------|-------------------------------|-----------------------|----------------------|---|----------------------------|
| Number of Positions | Key Returns to Position | Key Removes from Position | Color | Catalog No. | Lever Position Left | Lever Position Center | Lever Position Right | Left Position Catalog No. | Right Position Catalog No. |
| 2-Position | Maintained | Left | ● Black | ZB5AG2 | Off | — | On | — | ZB5AZ101 |
| | Maintained | All | ● Black | ZB5AG4 | On | — | Off | ZB5AZ102 | — |
| | Left Position | Left | ● Black | ZB5AG6 | On | — | On | ZB5AZ101 | ZBE101 |
| 3-Position | Maintained | All | ● Black | ZB5AG0 | On | Off | On | — | ZB5AZ101 |
| | Maintained | Center | ● Black | ZB5AG3 | Off | On | Off | ZB5AZ102 | — |
| | Center | Center | ● Black | ZB5AG7 | Off | On | On | ZB5AZ101 | ZBE101 |
| Set of 2 Replacement Keys | | | | | | | | ZB5AZ102 | ZBE101 |
| | | | | | | | | ZB5AZ101 | — |