
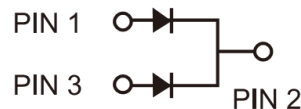


Trench Schottky Rectifier

FEATURES

- Patented Trench Schottky technology
- Excellent high temperature stability
- Low forward voltage
- Low power loss/ high efficiency
- High forward surge capability
- Compliant to RoHS directive 2011/65/EU and in accordance to WEEE 2002/96/EC
- Halogen-free according to IEC 61249-2-21 definition


ITO-220AB


TYPICAL APPLICATIONS

Trench Schottky barrier rectifier are designed for high frequency miniature switched mode power supplies such as adapters, lighting and on-board DC/DC converters.

MECHANICAL DATA

Case: ITO-220AB

Molding compound meets UL 94 V-0 flammability rating

Packing code with suffix "G" means green compound (halogen-free)

Terminal: Matte tin plated leads, solderable per JESD22-B102

Meet JESD 201 class 2 whisker test

Polarity: As marked

Mounting torque: 0.56 Nm max.

Weight: 1.7 g (approximately)

MAXIMUM RATINGS AND ELECTRICAL CHARACTERISTICS ($T_A = 25^\circ\text{C}$ unless otherwise noted)							
PARAMETER		SYMBOL	TSF20L45C		TSF20L60C	UNIT	
Maximum repetitive peak reverse voltage		V_{RRM}	45		60	V	
Maximum average forward rectified current	per device	$I_{F(AV)}$	20		10	A	
	per diode		10				
Peak forward surge current, 8.3 ms single half sine-wave superimposed on rated load per diode		I_{FSM}	120			A	
Voltage rate of change (rated V_R)		dV/dt	10000			V/ μs	
			TYP	MAX	TYP	MAX	
Instantaneous forward voltage per diode (Note1)	$I_F = 10\text{A}$	$T_J = 25^\circ\text{C}$	V_F	0.55	0.65	0.57	0.66
	$I_F = 20\text{A}$			0.70	0.79	0.72	0.81
	$I_F = 10\text{A}$	$T_J = 125^\circ\text{C}$		0.53	0.63	0.55	0.64
	$I_F = 20\text{A}$			0.68	0.77	0.70	0.79
Maximum instantaneous reverse current per diode at rated reverse voltage	$T_J = 25^\circ\text{C}$	I_R	500			μA	
	$T_J = 125^\circ\text{C}$		100			mA	
Typical thermal resistance per diode		$R_{\theta JC}$	4			$^\circ\text{C/W}$	
Operating junction temperature range		T_J	- 55 to +150			$^\circ\text{C}$	
Storage temperature range		T_{STG}	- 55 to +150			$^\circ\text{C}$	

Note 1: Pulse test with pulse width = 300 μs , 1% duty cycle

ORDERING INFORMATION				
PART NO.	PACKING CODE	PACKING CODE SUFFIX	PACKAGE	PACKING
TSF20LXXC (Note 1)	C0	G	ITO-220AB	50 / Tube

Note 1: "XX" defines voltage from 45V (TSF20L45C) to 60V (TSF20L60C)

EXAMPLE				
PREFERRED PART NO.	PART NO.	PACKING CODE	PACKING CODE SUFFIX	DESCRIPTION
TSF20L45C C0G	TSF20L45C	C0	G	Green compound

RATINGS AND CHARACTERISTICS CURVES

($T_A = 25^\circ\text{C}$ unless otherwise noted)

FIG.1 FORWARD CURRENT DERATING CURVE

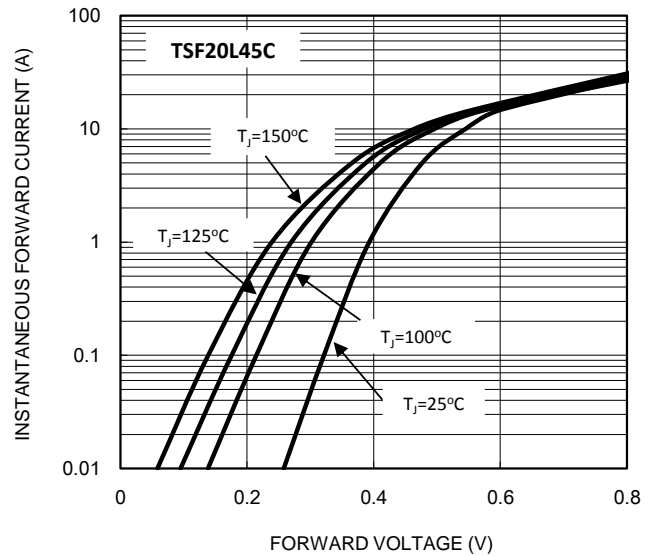
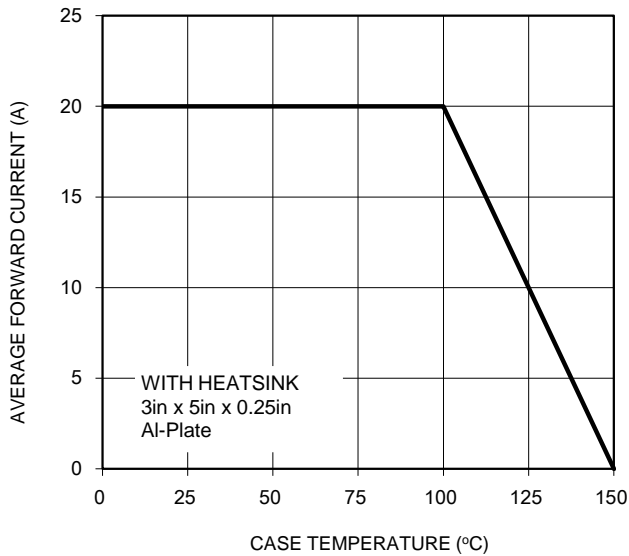


FIG. 3 TYPICAL FORWARD CHARACTERISTICS

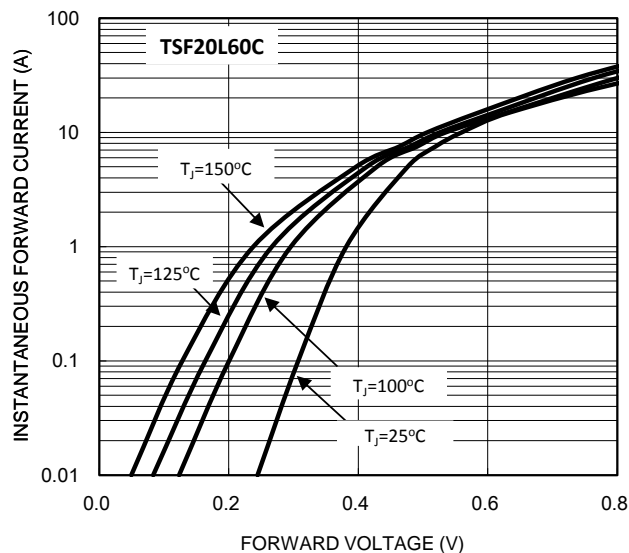


FIG. 4 TYPICAL REVERSE CHARACTERISTICS

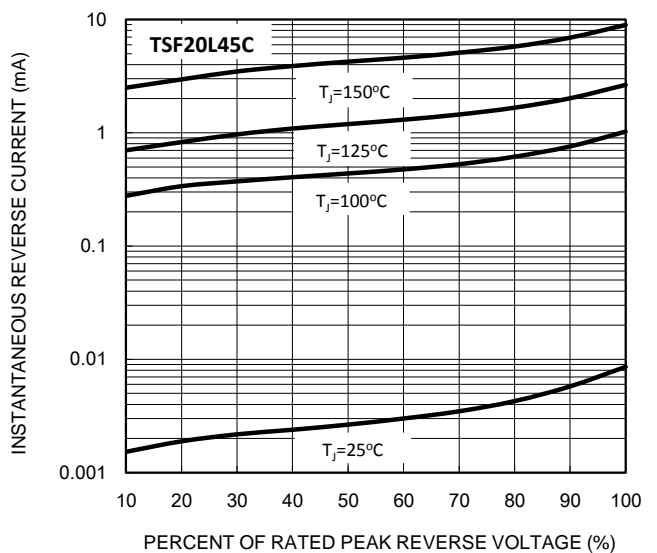


FIG. 5 TYPICAL REVERSE CHARACTERISTICS

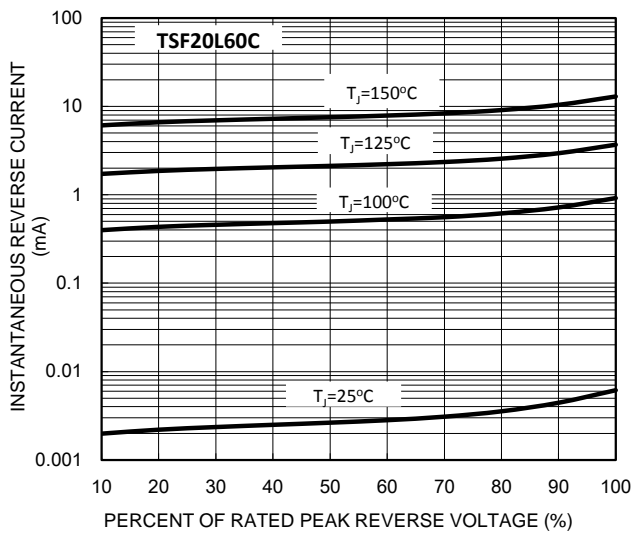
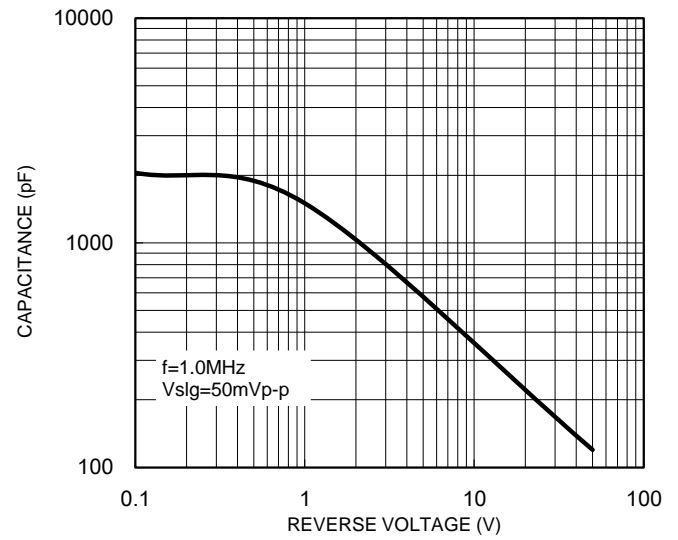
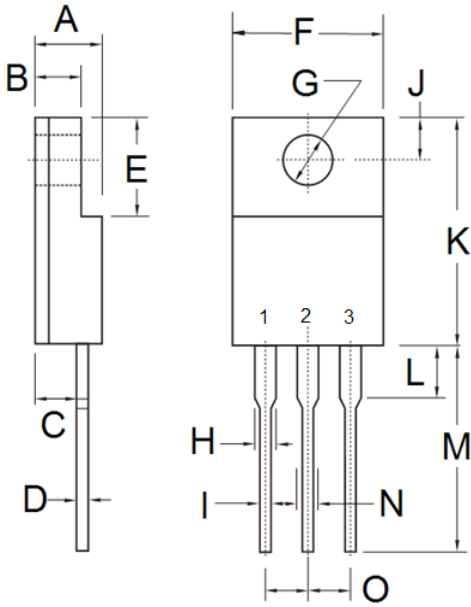


FIG. 6 TYPICAL JUNCTION CAPACITANCE



PACKAGE OUTLINE DIMENSIONS
ITO-220AB



DIM.	Unit (mm)		Unit (inch)	
	Min	Max	Min	Max
A	4.30	4.70	0.169	0.185
B	2.50	3.16	0.098	0.124
C	2.30	2.96	0.091	0.117
D	0.46	0.76	0.018	0.030
E	6.30	6.90	0.248	0.272
F	9.60	10.30	0.378	0.406
G	3.00	3.40	0.118	0.134
H	0.95	1.45	0.037	0.057
I	0.50	0.90	0.020	0.035
J	2.40	3.20	0.094	0.126
K	14.80	15.50	0.583	0.610
L	-	4.10	-	0.161
M	12.60	13.80	0.496	0.543
N	-	1.80	-	0.071
O	2.41	2.67	0.095	0.105

MARKING DIAGRAM



- P/N = Specific Device Code
- G = Green Compound
- YWW = Date Code
- F = Factory Code

Notice

Specifications of the products displayed herein are subject to change without notice. TSC or anyone on its behalf, assumes no responsibility or liability for any errors or inaccuracies.

Information contained herein is intended to provide a product description only. No license, express or implied, to any intellectual property rights is granted by this document. Except as provided in TSC's terms and conditions of sale for such products, TSC assumes no liability whatsoever, and disclaims any express or implied warranty, relating to sale and/or use of TSC products including liability or warranties relating to fitness for a particular purpose, merchantability, or infringement of any patent, copyright, or other intellectual property right.

The products shown herein are not designed for use in medical, life-saving, or life-sustaining applications. Customers using or selling these products for use in such applications do so at their own risk and agree to fully indemnify TSC for any damages resulting from such improper use or sale.