



FEATURES:

- RoHS Compliant
- 4 Pin Smp Package
- Low Ripple And Noise
- High Efficiency up to 81%
- Operating Temperature -40°C to +85°C
- Input / Output Isolation 1000 and 3000VDC
- Pin Compatible with Multiple Manufacturers
- Continuous Short Circuit Protection



Models
Single output

Model	Input Voltage (V)	Output Voltage (V)	Output Current Max (mA)	Isolation (VDC)	Input Current Full Load No Load (mA)		Max Capacitive Load (µF)	Efficiency (%)
AM1SS-0505SZ	4.5-5.5	5	200	1000	267	55	100	75
AM1SS-0512SZ	4.5-5.5	12	83.3	1000	267	52	100	74
AM1SS-0515SZ	4.5-5.5	15	66.6	1000	173	50	100	79
AM1SS-1205SZ	10.8-13.2	5	200	1000	110	20	100	76
AM1SS-1212SZ	10.8-13.2	12	83.3	1000	107	23	100	78
AM1SS-1215SZ	10.8-13.2	15	66.6	1000	111	23	100	79
AM1SS-2405SZ	21.6-26.4	5	200	1000	54	15	100	79
AM1SS-2412SZ	21.6-26.4	12	83.3	1000	56	15	100	75
AM1SS-2415SZ	21.6-26.4	15	66.6	1000	51	12	100	81
AM1SS-0505SH30Z	4.5-5.5	5	200	3000	267	55	100	75
AM1SS-0512SH30Z	4.5-5.5	12	83.3	3000	267	52	100	74
AM1SS-0515SH30Z	4.5-5.5	15	66.6	3000	173	50	100	79
AM1SS-1205SH30Z	10.8-13.2	5	200	3000	110	20	100	76
AM1SS-1212SH30Z	10.8-13.2	12	83.3	3000	107	23	100	78
AM1SS-1215SH30Z	10.8-13.2	15	66.6	3000	111	23	100	79
AM1SS-2405SH30Z	21.6-26.4	5	200	3000	54	15	100	79
AM1SS-2412SH30Z	21.6-26.4	12	83.3	3000	56	15	100	75
AM1SS-2415SH30Z	21.6-26.4	15	66.6	3000	51	12	100	81

NOTE: All specifications are measured at an ambient temperature of 25°C, humidity<75%, nominal input voltage and at rated output load unless otherwise specified.

Input Specifications

Parameters	Nominal	Typical	Maximum	Units
Voltage range	5	4.5-5.5		VDC
	12	10.8-13.2		
	24	21.6-26.4		
Filter	Capacitor			
Turn on Transient process time			25	ms
Start up time		200		ms
Absolute Maximum Rating	5 Vin	0-7		VDC
	12 Vin	0-15		
	24 Vin	0-28		
Peak Input Voltage time		100		ms
Input reflected Ripple current	with 12µH	20		mA p-p

Isolation Specifications

Parameters	Conditions	Typical	Rated	Units
Tested I/O voltage	60sec		1000 and 3000	VDC
Resistance		> 1000		MOhm
Capacitance		10		pF

Output Specifications

Parameters	Conditions	Typical	Maximum	Units
Voltage accuracy		±3		%
Short Circuit protection		Continuous		

Output Specifications (continued)

Parameters	Conditions	Typical	Maximum	Units
Short circuit restart		Auto-Recovery		
Line voltage regulation	For 1% change of Vin	±1.2		% of Vin
Load voltage regulation	Load 20 – 100%	±10		%
Temperature coefficient		±0.02		%/°C
Ripple & Noise	At 20MHz Bandwidth	100		mV p-p
Capacitive load			100	µF
Rising time		50		ms

General Specifications

Parameters	Conditions	Typical	Maximum	Units
Switching frequency	100% load , Variable	80		KHz
Operating temperature	Full Load without Derating	-40to +85		°C
Storage temperature		-40 to +125		°C
Max Case temperature			100	°C
Cooling	Free air convection			
Humidity			95	%
Case material		Non-conductive black plastic UL94-VO		
Weight		1.5		g
Dimensions (L x W x H)		0.46 x 0.24 x 0.40 inches	11.68 x 6.00 x 10.15 mm	
MTBF		>1 121 000 hrs(MIL-HDBK -217F, Ground Benign, t=+25°C)		

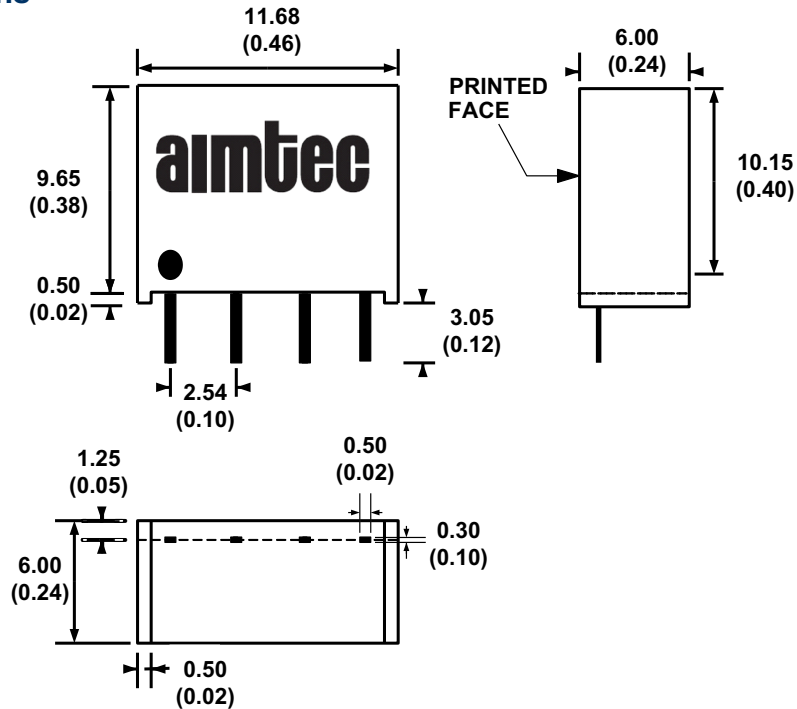
Safety Specifications

Standards

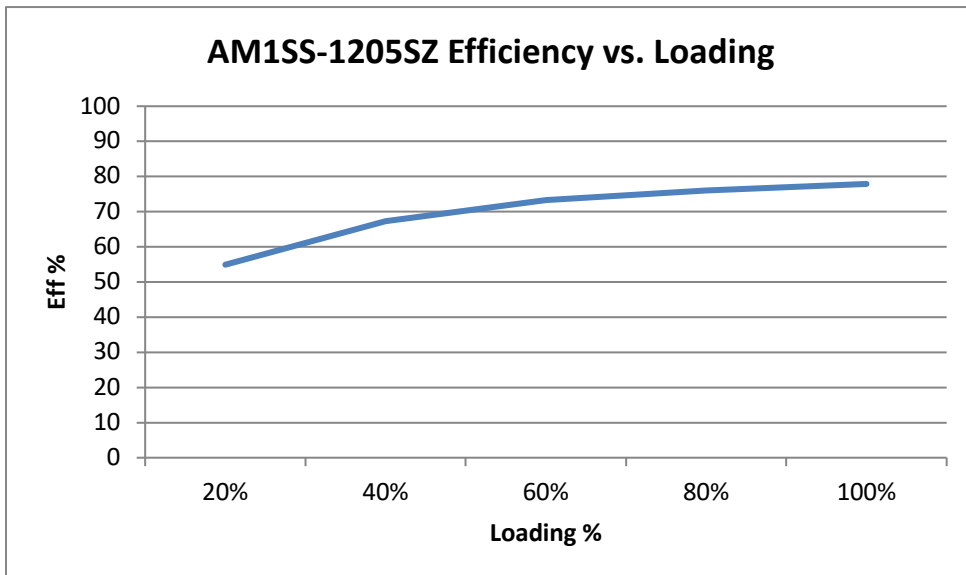
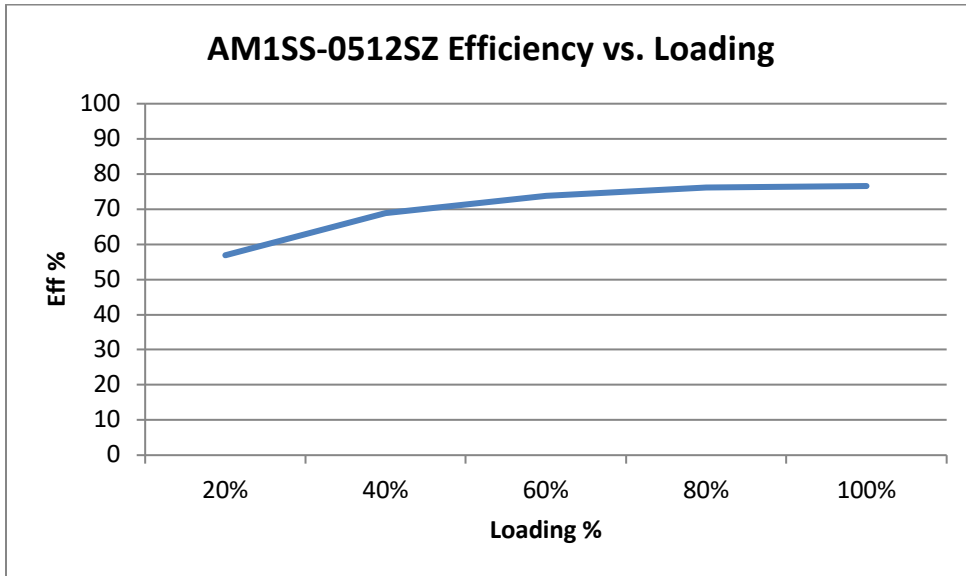
Safety	IEC 60950-1 (Designed to meet)
--------	--------------------------------

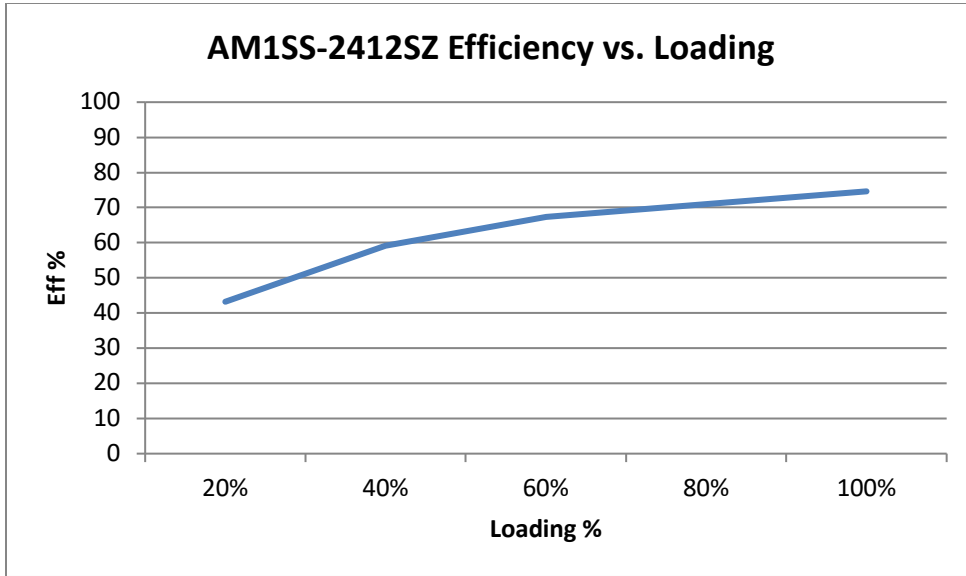
Pin Out Specifications Dimensions

Pin	Single
1	- V Input
2	+V Input
3	- V Output
4	+V Output



Typical Efficiency Example Charts





NOTE: **1.** Datasheets are updated as needed and as such, specifications are subject to change without notice. Once printed or downloaded, datasheets are no longer controlled by Aimtec; refer to www.aimtec.com for the most current product specifications. **2.** Product labels shown, including safety agency certifications on labels, may vary based on the date manufactured. **3.** Mechanical drawings and specifications are for reference only. **4.** All specifications are measured at an ambient temperature of 25°C, humidity < 75%, nominal input voltage and at rated output load unless otherwise specified. **5.** Aimtec may not have conducted destructive testing or chemical analysis on all internal components and chemicals at the time of publishing this document. CAS numbers and other limited information are considered proprietary and may not be available for release. **6.** This product is not designed for use in critical life support systems, equipment used in hazardous environments, nuclear control systems or other such applications which necessitate specific safety and regulatory standards other than the ones listed in this datasheet. **7.** Warranty is in accordance with Aimtec's standard Terms of Sale available at www.aimtec.com.