

## 250mA, 100V SMD Switching Diode

### FEATURES

- Fast switching device ( $t_{rr} < 4\text{ns}$ )
- Ideal for automated placement
- Moisture sensitivity level: level 1, per J-STD-020
- Compliance to RoHS directive 2011/65/EU and in accordance to WEEE 2002/96/EC
- Halogen-free according to IEC 61249-2-21


### APPLICATIONS

- Switching mode power supply (SMPS)
- Adapters
- Lighting application
- On-board DC/DC converter

### MECHANICAL DATA

- Case: SOD-323
- Molding compound meets UL 94 V-0 flammability rating
- Terminal: Matte tin plated leads, solderable per J-STD-002
- Meet JESD 201 class 1A whisker test
- Polarity: Indicated by cathode band
- Weight:  $4.85 \pm 0.5\text{mg}$  (approximately)

KEY PARAMETERS		
PARAMETER	VALUE	UNIT
$I_F$	250	mA
$V_R$	100	V
$V_F$ at $I_F=150\text{mA}$	1.25	V
$T_J$ Max.	150	°C
Package	SOD-323	
Configuration	Single die	



ABSOLUTE MAXIMUM RATINGS ( $T_A = 25^\circ\text{C}$ unless otherwise noted)			
PARAMETER	SYMBOL	BAS316	UNIT
Marking code on the device		A6	
Power dissipation	$P_D$	200	mW
Forward current	$I_F$	250	mA
Non-repetitive peak forward surge current	$I_{FRM}$	Pulse Width = 1 $\mu\text{s}$	4.0
		Pulse Width = 1 ms	1.0
Junction temperature range	$T_J$	-65 to +150	°C
Storage temperature range	$T_{STG}$	-65 to +150	°C

<b>ELECTRICAL SPECIFICATIONS</b> ( $T_A = 25^\circ\text{C}$ unless otherwise noted)					
<b>PARAMETER</b>	<b>CONDITIONS</b>	<b>SYMBOL</b>	<b>MIN</b>	<b>MAX</b>	<b>UNIT</b>
Forward voltage per diode <sup>(1)</sup>	$I_F = 1.0\text{mA}, T_J = 25^\circ\text{C}$	$V_F$	-	0.715	V
	$I_F = 10\text{mA}, T_J = 25^\circ\text{C}$		-	0.855	
	$I_F = 50\text{mA}, T_J = 25^\circ\text{C}$		-	1.000	
	$I_F = 150\text{mA}, T_J = 25^\circ\text{C}$		-	1.250	
Reverse voltage	$I_R = 100\mu\text{A}, T_J = 25^\circ\text{C}$	$V_R$	100	-	V
Reverse current @ rated $V_R$ <sup>(2)</sup>	$V_R = 25\text{V}, T_J = 25^\circ\text{C}$	$I_R$	-	0.03	$\mu\text{A}$
	$V_R = 75\text{V}, T_J = 25^\circ\text{C}$		-	1.00	
Junction capacitance	$f = 1\text{MHz}, V_R = 0\text{V}$	$C_J$	-	1.5	pF
Reverse recovery time	$I_F = 10\text{mA}, I_R = 10\text{mA}, R_L = 100\Omega$	$t_{rr}$	-	4.0	ns

**Notes:**

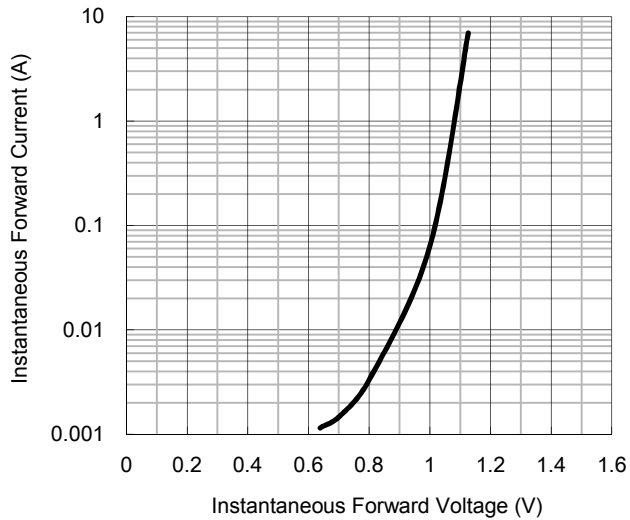
1. Pulse test with PW=0.3 ms
2. Pulse test with PW=30 ms

<b>ORDERING INFORMATION</b>		
<b>ORDERING CODE</b>	<b>PACKAGE</b>	<b>PACKING</b>
BAS316 RRG	SOD-323	3K / 7" Reel

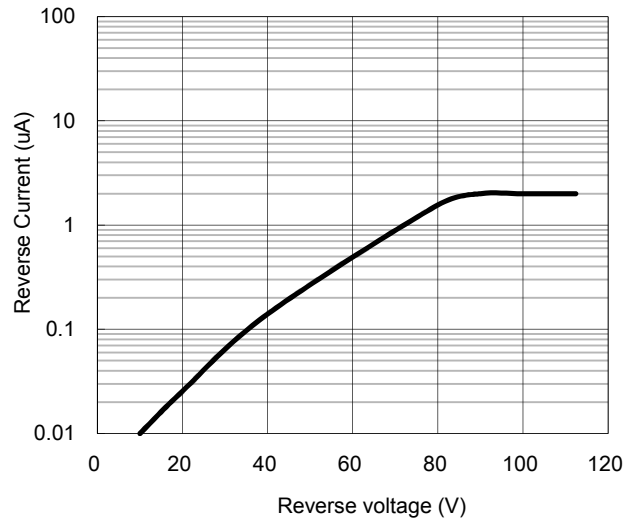
**CHARACTERISTICS CURVES**

( $T_A = 25^\circ\text{C}$  unless otherwise noted)

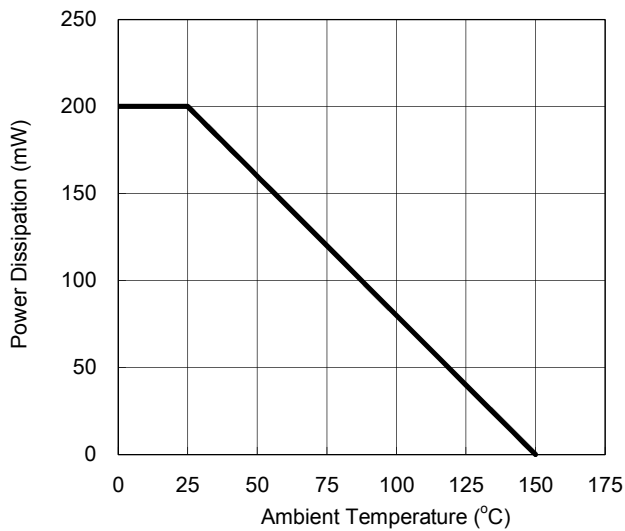
**Fig.1 Typical Forward Characteristics**



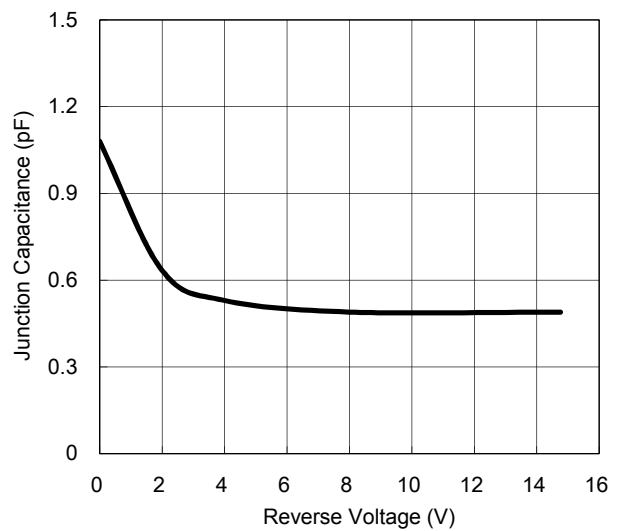
**Fig.2 Reverse Current**



**Fig.3 Admissible Power Dissipation Curve**

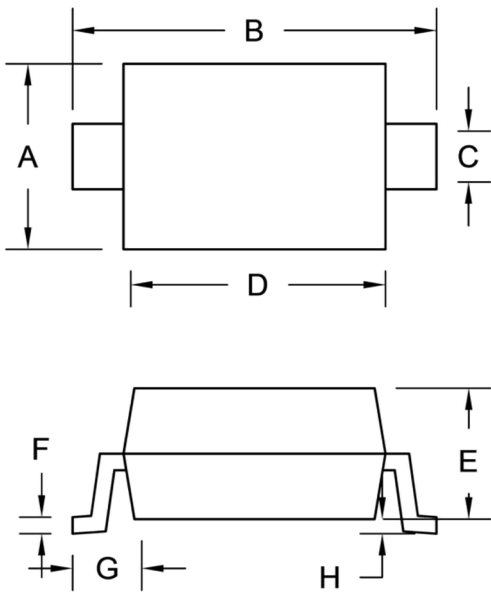


**Fig.4 Typical Junction Capacitance**



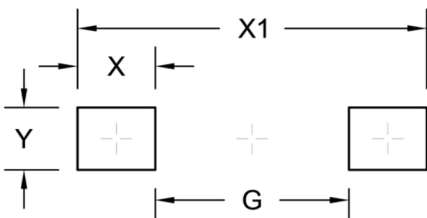
**PACKAGE OUTLINE DIMENSION**

SOD-323



DIM.	Unit (mm)		Unit (inch)	
	Min.	Max.	Min.	Max.
A	1.150	1.400	0.045	0.055
B	2.300	2.700	0.091	0.106
C	0.250	0.450	0.010	0.018
D	1.600	1.800	0.063	0.071
E	0.800	1.000	0.031	0.039
F	0.050	0.177	0.002	0.007
G	0.475 (Ref.)		0.019 (Ref.)	
H	-	0.100	-	0.004

**SUGGEST PAD LAYOUT**



Symbol	Unit (mm)	Unit (inch)
G	1.52	0.060
X	0.61	0.024
X1	2.74	0.108
Y	0.49	0.019

## Notice

Specifications of the products displayed herein are subject to change without notice. TSC or anyone on its behalf, assumes no responsibility or liability for any errors or inaccuracies.

Purchasers are solely responsible for the choice, selection, and use of TSC products and TSC assumes no liability for application assistance or the design of Purchasers' products.

Information contained herein is intended to provide a product description only. No license, express or implied, to any intellectual property rights is granted by this document. Except as provided in TSC's terms and conditions of sale for such products, TSC assumes no liability whatsoever, and disclaims any express or implied warranty, relating to sale and/or use of TSC products including liability or warranties relating to fitness for a particular purpose, merchantability, or infringement of any patent, copyright, or other intellectual property right.

The products shown herein are not designed for use in medical, life-saving, or life-sustaining applications. Customers using or selling these products for use in such applications do so at their own risk and agree to fully indemnify TSC for any damages resulting from such improper use or sale.