


## Data sheet | Item number: 726-222

Matrix patchboard; 32-pole; Marking 33-64; Colors of modules: gray/white;  
Module marking, side 1 and 2 vertical; 1,50 mm<sup>2</sup>; dark gray

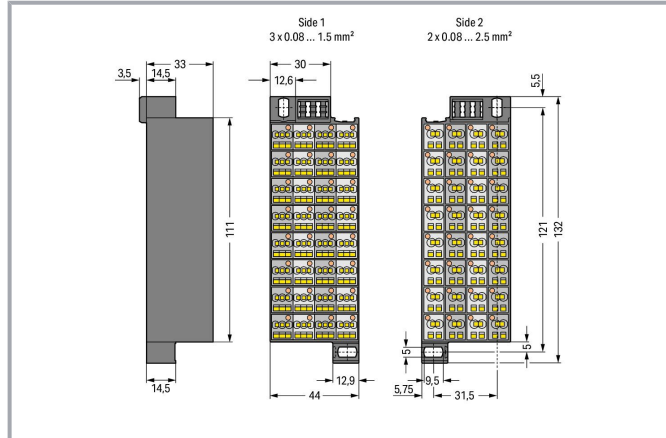


[www.wago.com/726-222](http://www.wago.com/726-222)



*i* Picture differs from the item.

Color: ■



## Data

### Electrical data

### Ratings per IEC/EN

|                               |   |
|-------------------------------|---|
| Nominal voltage (III/3)       | 500 V   |
| Rated impulse voltage (III/3) | 6 kV  |
| Rated current                 | 10 A  |
| Legend (ratings)              | (III / 3) ≙ Overvoltage category III / Pollution degree 3 |

### Connection data

Subject to changes. Please also observe the further product documentation!

WAGO GmbH & Co. KG  
Hansastr. 27  
32423 Minden  
Phone: +49571 887-0 | Fax: +49571 887-169  
Email: [info.de@wago.com](mailto:info.de@wago.com) | Web: [www.wago.com](http://www.wago.com)

Do you have any questions about our products?  
We are always happy to take your call at +49 (571) 887-44222.



## Connection 1

|                                 |  |
|---------------------------------|--|
| Connection type 1               | Page 1                                       |
| Connection technology           | CAGE CLAMP®                                  |
| Number of connection points     | 3  |
| Actuation type                  | Operating tool                               |
| Connectable conductor materials | Copper                                       |
| Solid conductor                 | 0.08 ... 1.5 mm <sup>2</sup> / 28 ... 16 AWG |
| Fine-stranded conductor         | 0.08 ... 1.5 mm <sup>2</sup> / 28 ... 16 AWG |
| Strip length                    | 8 ... 10 mm / 0.31 ... 0.39 inches           |
| Pole number                     | 32   |
| Wiring direction                | Front-entry wiring                           |

## Connection 2

|                               |  |
|-------------------------------|--|
| Connection type 2             | Page 2                                       |
| Number of connection points 2 | 2  |
| Solid conductor 2             | 0.08 ... 2.5 mm <sup>2</sup> / 28 ... 14 AWG |
| Fine-stranded conductor 2     | 0.08 ... 2.5 mm <sup>2</sup> / 28 ... 14 AWG |

## Physical data

|        |                        |
|--------|------------------------|
| Width  | 44 mm / 1.732 inches   |
| Height | 132 mm / 5.197 inches  |
| Depth  | 36.5 mm / 1.437 inches |

## Mechanical Data

|         |           |
|---------|-----------|
| Marking | 33 ... 64 |
|---------|-----------|

## Material Data

|                             |  |
|-----------------------------|--|
| Note (material data)        | Information on material specifications can be found here |
| Color                       | dark gray  |
| Module color                | white/gray   |
| Material group              | I  |
| Insulation material         | Polyamide (PA66)   |
| Flammability class per UL94 | V0   |
| Fire load                   | 2.656 MJ   |

Subject to changes. Please also observe the further product documentation!

|        |         |
|--------|---------|
| Weight | 186.7 g |
|--------|---------|

### Commercial data





|                       |               |
|-----------------------|---------------|
| eCl@ss 10.0           | 27-24-26-08   |
| eCl@ss 9.0            | 27-24-26-08   |
| ETIM 8.0              | EC001604      |
| ETIM 7.0              | EC001604      |
| PU (SPU)              | 20 (1) pcs    |
| Packaging type        | box           |
| Country of origin     | DE            |
| GTIN                  | 4044918979924 |
| Customs tariff number | 85369010000   |

### Environmental Product Compliance

|                        |                         |
|------------------------|-------------------------|
| RoHS Compliance Status | Compliant, No Exemption |
|------------------------|-------------------------|

### Approvals / Certificates

#### General approvals

| Logo   | Approval                              | Additional Approval Text | Certificate name |
|--|---------------------------------------|--------------------------|------------------|
|  | CCA<br>DEKRA Certification B.V.       | EN 60998                 | NTR NL-7623      |
|  | CSA<br>CSA Group                      | C22.2 No. 158            | 1101143          |
|  | KEMA/KEUR<br>DEKRA Certification B.V. | EN 60998                 | 71-100850        |
|  | UL<br>UL International Germany GmbH   | UL 1059                  | E45172           |

### Declarations of conformity and manufacturer's declarations

| Logo | Approval | Additional Approval Text | Certificate name |
|------|----------|--------------------------|------------------|
|------|----------|--------------------------|------------------|

Subject to changes. Please also observe the further product documentation!

WAGO GmbH & Co. KG  
 Hansastr. 27  
 32423 Minden  
 Phone: +49571 887-0 | Fax: +49571 887-169  
 Email: [info.de@wago.com](mailto:info.de@wago.com) | Web: [www.wago.com](http://www.wago.com)

Do you have any questions about our products?  
 We are always happy to take your call at +49 (571) 887-44222.



EU-Declaration of Conformity  
WAGO GmbH & Co. KG

-

-



UK-Declaration of Conformity  
WAGO GmbH & Co. KG

-

-

## Optional accessories

### Insulation stop

Insulation stop



**Item no.: 726-901**

Insulation stop; 0.08 - 0.2 mm<sup>2</sup> "s" (0.14 mm<sup>2</sup> "f-st"); 4 x 3 pieces/strip; white

[www.wago.com/726-901](http://www.wago.com/726-901)



**Item no.: 726-906**

Insulation stop; 0.25 mm<sup>2</sup> "s"; 0.14 - 0.25 mm<sup>2</sup> "f-st"; 4 x 3 pieces/strip; light gray

[www.wago.com/726-906](http://www.wago.com/726-906)



**Item no.: 726-907**

Insulation stop; 0.25 - 0.5 mm<sup>2</sup> "s+f-st"; 4 x 3 pieces/strip; dark gray

[www.wago.com/726-907](http://www.wago.com/726-907)

### Connector

Common potential terminal block



**Item no.: 726-903**

Additional module for matrix patchboards; for snap-on fixing to mounting adapter; with contact to mounting frame; with CAGE CLAMP®; 4,00 mm<sup>2</sup>; white

[www.wago.com/726-903](http://www.wago.com/726-903)



**Item no.: 726-904**

Additional module for matrix patchboards; for snap-on fixing to mounting adapter; insulated; with CAGE CLAMP®; 4,00 mm<sup>2</sup>; gray

[www.wago.com/726-904](http://www.wago.com/726-904)

### Ferrule

Ferrule



**Item no.: 216-104**

Ferrule; Sleeve for 1.5 mm<sup>2</sup> / AWG 16; uninsulated; electro-tin plated; silver-colored

[www.wago.com/216-104](http://www.wago.com/216-104)



**Item no.: 216-123**

Ferrule; Sleeve for 1 mm<sup>2</sup> / AWG 18; uninsulated; electro-tin plated; silver-colored

[www.wago.com/216-123](http://www.wago.com/216-123)



**Item no.: 216-202**

Ferrule; Sleeve for 0.75 mm<sup>2</sup> / 18 AWG; insulated; electro-tin plated; gray

[www.wago.com/216-202](http://www.wago.com/216-202)



**Item no.: 216-204**

Ferrule; Sleeve for 1.5 mm<sup>2</sup> / AWG 16; insulated; electro-tin plated; black

[www.wago.com/216-204](http://www.wago.com/216-204)

### Jumpers

Subject to changes. Please also observe the further product documentation!

WAGO GmbH & Co. KG

Hansastr. 27

32423 Minden

Phone: +49571 887-0 | Fax: +49571 887-169

Email: [info.de@wago.com](mailto:info.de@wago.com) | Web: [www.wago.com](http://www.wago.com)

Do you have any questions about our products?

We are always happy to take your call at +49 (571) 887-44222.

Jumper



**Item no.: 709-107**

Wire commoning chain; 0.5 mm<sup>2</sup>; insulated; gray

[www.wago.com/709-107](http://www.wago.com/709-107)

Marking accessories

Marking strip



**Item no.: 2009-110**

Marking strips; for Smart Printer; on reel; not stretchable; plain; snap-on type; white

[www.wago.com/2009-110](http://www.wago.com/2009-110)

Marker carrier



**Item no.: 726-902**

Adaptor; dark gray

[www.wago.com/726-902](http://www.wago.com/726-902)

Marker



**Item no.: 2009-115**

WMB-Inline; for Smart Printer; 1500 pieces on roll; stretchable 5 - 5.2 mm; plain; snap-on type; white

[www.wago.com/2009-115](http://www.wago.com/2009-115)



**Item no.: 793-5501/000-007**

WMB marking card; as card; for terminal block width 5 - 17.5 mm; stretchable 5 - 5.2 mm; plain; snap-on type; gray

[www.wago.com/793-5501/000-007](http://www.wago.com/793-5501/000-007)



**Item no.: 793-5501/000-012**

WMB marking card; as card; for terminal block width 5 - 17.5 mm; stretchable 5 - 5.2 mm; plain; snap-on type; orange

[www.wago.com/793-5501/000-012](http://www.wago.com/793-5501/000-012)



**Item no.: 793-5501/000-014**

WMB marking card; as card; for terminal block width 5 - 17.5 mm; stretchable 5 - 5.2 mm; plain; snap-on type; brown

[www.wago.com/793-5501/000-014](http://www.wago.com/793-5501/000-014)



**Item no.: 793-5501/000-017**

WMB marking card; as card; for terminal block width 5 - 17.5 mm; stretchable 5 - 5.2 mm; plain; snap-on type; light green

[www.wago.com/793-5501/000-017](http://www.wago.com/793-5501/000-017)



**Item no.: 793-5501/000-023**

WMB marking card; as card; for terminal block width 5 - 17.5 mm; stretchable 5 - 5.2 mm; plain; snap-on type; green

[www.wago.com/793-5501/000-023](http://www.wago.com/793-5501/000-023)



**Item no.: 793-5501/000-024**

WMB marking card; as card; for terminal block width 5 - 17.5 mm; stretchable 5 - 5.2 mm; plain; snap-on type; violet

[www.wago.com/793-5501/000-024](http://www.wago.com/793-5501/000-024)



**Item no.: 793-5502**

WMB marking card; as card; MARKED; 1 ... 10 (10x); stretchable 5 - 5.2 mm; Horizontal marking; snap-on

[www.wago.com/793-5502](http://www.wago.com/793-5502)

Subject to changes. Please also observe the further product documentation!

WAGO GmbH & Co. KG

Hansastr. 27

32423 Minden

Phone: +49571 887-0 | Fax: +49571 887-169

Email: [info.de@wago.com](mailto:info.de@wago.com) | Web: [www.wago.com](http://www.wago.com)

Do you have any questions about our products?

We are always happy to take your call at +49 (571) 887-44222.

type; white

**Item no.: 793-5566**

WMB marking card; as card; MARKED; 1 ... 50 (2x); stretchable 5 - 5.2 mm; Horizontal marking; snap-on type; white [www.wago.com/793-5566](http://www.wago.com/793-5566)



**Item no.: 793-5501/000-005**

WMB marking card; as card; for terminal block width 5 - 17.5 mm; stretchable 5 - 5.2 mm; plain; snap-on type; red [www.wago.com/793-5501/000-005](http://www.wago.com/793-5501/000-005)



**Item no.: 793-5501/000-002**

WMB marking card; as card; for terminal block width 5 - 17.5 mm; stretchable 5 - 5.2 mm; plain; snap-on type; yellow [www.wago.com/793-5501/000-002](http://www.wago.com/793-5501/000-002)



**Item no.: 793-5501/000-006**

WMB marking card; as card; for terminal block width 5 - 17.5 mm; stretchable 5 - 5.2 mm; plain; snap-on type; blue [www.wago.com/793-5501/000-006](http://www.wago.com/793-5501/000-006)



**Item no.: 793-5501**

WMB marking card; as card; for terminal block width 5 - 17.5 mm; stretchable 5 - 5.2 mm; plain; snap-on type; white [www.wago.com/793-5501](http://www.wago.com/793-5501)

**Tool**

Operating tool



**Item no.: 210-719**

Operating tool; Blade: 2.5 x 0.4 mm; with a partially insulated shaft

[www.wago.com/210-719](http://www.wago.com/210-719)

**Downloads**

**Documentation**

**Bid Text**

|                         |             |                 |          |
|-------------------------|-------------|-----------------|----------|
| 726-222<br>docx - Datei | 2019 Feb 21 | docx<br>14.9 kB | Download |
| 726-222<br>X81 - Datei  | 2019 Feb 19 | xml<br>3.5 kB   | Download |

**Additional Information**

|   |               |          |
|---|---------------|----------|
| Technical Section<br>Technical explanations | pdf<br>2.2 MB | Download |
|---|---------------|----------|

**CAD/CAE-Data**

Subject to changes. Please also observe the further product documentation!

WAGO GmbH & Co. KG  
Hansastr. 27  
32423 Minden  
Phone: +49571 887-0 | Fax: +49571 887-169  
Email: [info.de@wago.com](mailto:info.de@wago.com) | Web: [www.wago.com](http://www.wago.com)

Do you have any questions about our products?  
We are always happy to take your call at +49 (571) 887-44222.

### CAD data

|                      |                     |                          |
|----------------------|---------------------|--------------------------|
| 2D/3D Models 726-222 | <a href="#">URL</a> | <a href="#">Download</a> |
|----------------------|---------------------|--------------------------|

### CAE data

|                           |                     |                          |
|---------------------------|---------------------|--------------------------|
| EPLAN Data Portal 726-222 | <a href="#">URL</a> | <a href="#">Download</a> |
|---------------------------|---------------------|--------------------------|

|                        |                     |                          |
|------------------------|---------------------|--------------------------|
| WSCAD Universe 726-222 | <a href="#">URL</a> | <a href="#">Download</a> |
|------------------------|---------------------|--------------------------|

|                      |                     |                          |
|----------------------|---------------------|--------------------------|
| ZUKEN Portal 726-222 | <a href="#">URL</a> | <a href="#">Download</a> |
|----------------------|---------------------|--------------------------|

## Environmental Product Compliance


### Compliance Search

|  |                     |                          |
|--|---------------------|--------------------------|
| Environmental Product Compliance 726-222 | <a href="#">URL</a> | <a href="#">Download</a> |
|--|---------------------|--------------------------|

Matrix patchboard; 32-pole; Marking 33-64; Colors of modules: gray/white; Module marking, side 1 and 2 vertical; 1,50 mm<sup>2</sup>; dark gray


## Installation Notes

### Conductor termination



#### CAGE CLAMP® connection

Inserting a conductor via 210-719 Operating Tool (2.5 x 0.4 mm blade).



#### CAGE CLAMP® connection



Terminating ferruled conductors via operating tool.

Subject to changes. Please also observe the further product documentation!

|        | Max. conductor cross section (mm <sup>2</sup> /AWG) without ferrule | Max. conductor cross section (mm <sup>2</sup> /AWG) with ferrule |                |             |         |
|--------|---|--|----------------|-------------|---------|
|        |   | insulated  |                | uninsulated |         |
|        |   | Item No./Color   |                | Item No.    |         |
| Side 2 | 1.5   | 0.75   | 216-202/ gray  | 1           | 216-103 |
| Side 1 | 1.5   | 0.75   | 216-202/ gray  | 1           | 216-103 |
| Side 2 | 2.5   | 1.5  | 216-204/ black | 1.5         | 216-104 |
| Side 1 | 1.5   | 0.75   | 216-202/ gray  | 1           | 216-103 |

Ferrules


Conductor termination



Inserting an insulation stop into conductor entry holes of matrix patchboards.

Insulation stop is in place.


Testing



Testing with a 2.3 mm Ø test plug (210-137).

Subject to changes. Please also observe the further product documentation!






Snapping on an additional module with contact to mounting frame.




Assembling a matrix patchboard with additional module – direct connection to the mounting frame.



Installation example:

Matrix patchboards in a frame

### Marking



Factory-marked modules (Side 1: 1, 2, 3, 4 ...)



Individual group marking via WMB Multi Marking System

Subject to changes. Please also observe the further product documentation!