

PCB terminal block - SPTAF 1/12-5,0-EL - 1862518

Please be informed that the data shown in this PDF Document is generated from our Online Catalog. Please find the complete data in the user's documentation. Our General Terms of Use for Downloads are valid (<http://phoenixcontact.com/download>)

PCB terminal block, nominal current: 16 A, pitch: 5 mm, number of positions: 12, connection method: Push-in spring connection, mounting: Wave soldering, conductor/PCB connection direction: 45 °, color: green




The figure shows a 10-position version of the product

Your advantages

- ✓ Time saving push-in connection, tools not required
- ✓ Defined contact force ensures that contact remains stable over the long term
- ✓ Finger-operated release button for very convenient operation
- ✓ Small component size for applications where space is at a premium
- ✓ Quick and convenient testing using integrated test option



Key Commercial Data

Packing unit	50 pc
GTIN	 4 055626 137544
GTIN	4055626137544

Technical data

Dimensions

Length [l]	11 mm
Pitch	5 mm
Dimension a	55 mm
Width [w]	60 mm
Height	10.2 mm
Height [h]	12.8 mm
Solder pin [P]	2.6 mm
Pin spacing	5 mm
Hole diameter	1.1 mm

General

PCB terminal block - SPTAF 1/12-5,0-EL - 1862518

Technical data

General

Range of articles	SPTAF 1/...-EL
Insulating material group	I
Rated surge voltage (III/3)	4 kV
Rated surge voltage (III/2)	4 kV
Rated surge voltage (II/2)	4 kV
Rated voltage (III/3)	250 V
Rated voltage (III/2)	320 V
Rated voltage (II/2)	630 V
Connection in acc. with standard	EN-VDE
Nominal current I_N	16 A
Nominal cross section	1.5 mm ²
Maximum load current	16 A
Insulating material	PA
Flammability rating according to UL 94	V0
Stripping length	8 mm
Number of positions	12

Connection data

Conductor cross section solid min.	0.2 mm ²
Conductor cross section solid max.	1.5 mm ²
Conductor cross section flexible min.	0.2 mm ²
Conductor cross section flexible max.	1.5 mm ²
Conductor cross section flexible, with ferrule without plastic sleeve min.	0.25 mm ²
Conductor cross section flexible, with ferrule without plastic sleeve max.	0.75 mm ²
Conductor cross section flexible, with ferrule with plastic sleeve min.	0.25 mm ²
Conductor cross section flexible, with ferrule with plastic sleeve max.	0.75 mm ²
Conductor cross section AWG min.	24
Conductor cross section AWG max.	16

Standards and Regulations

Connection in acc. with standard	EN-VDE
Flammability rating according to UL 94	V0

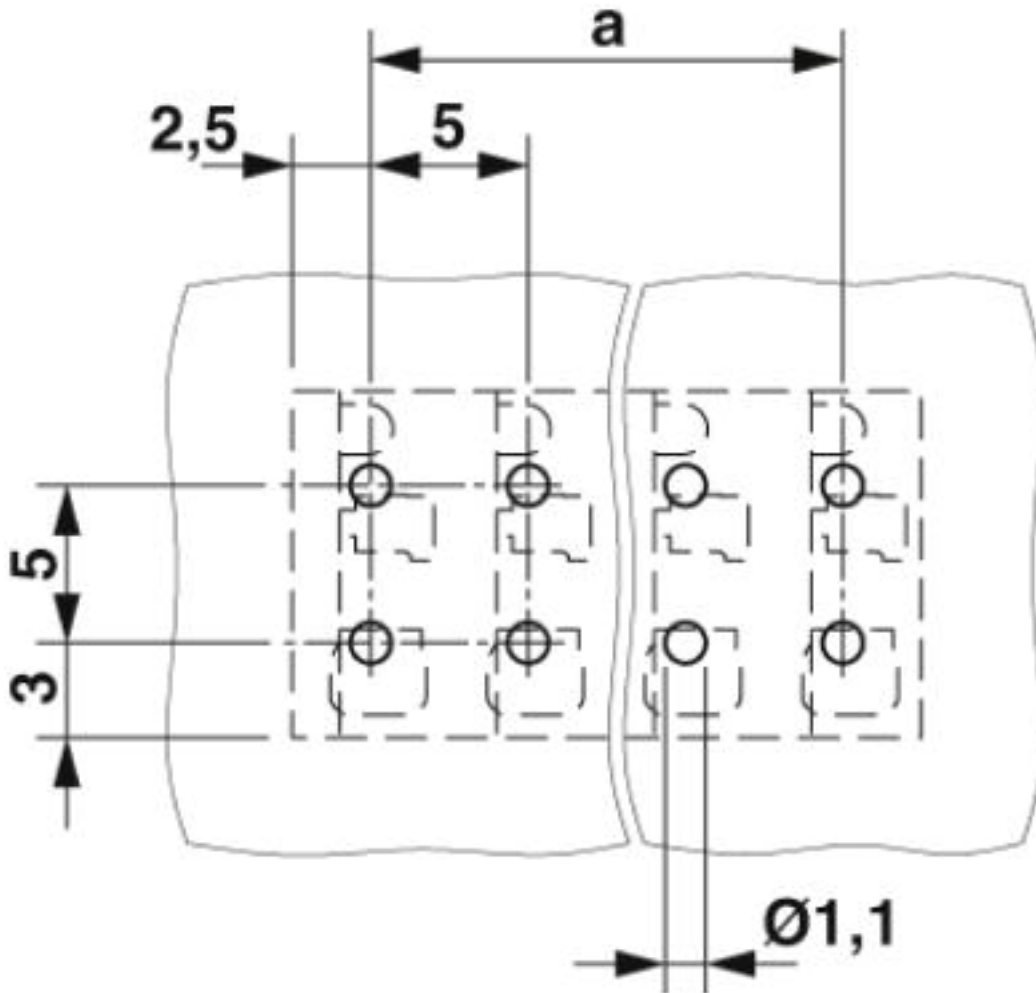
Environmental Product Compliance

China RoHS	Environmentally friendly use period: unlimited = EFUP-e
	No hazardous substances above threshold values

Drawings

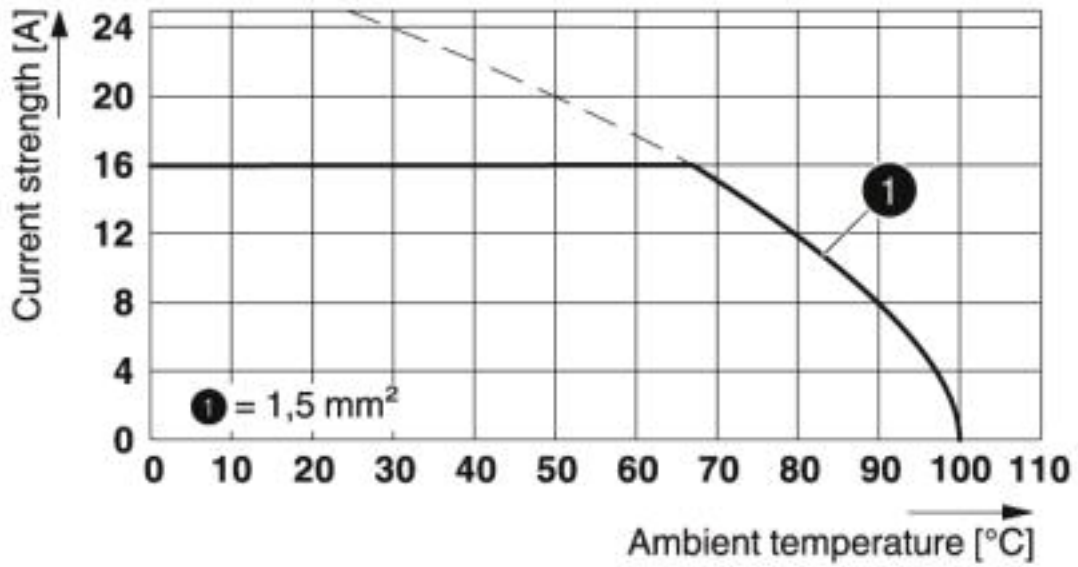
PCB terminal block - SPTAF 1/12-5,0-EL - 1862518

Drilling diagram



PCB terminal block - SPTAF 1/12-5,0-EL - 1862518

Diagram



Type: SPTAF 1/...-5,0-IL(EL)

Approvals

Approvals

Approvals

IECEE CB Scheme / VDE Zeichengenehmigung / cULus Recognized


Ex Approvals


Approval details

IECEE CB Scheme	CB scheme	http://www.iecee.org/	DE1-61914
Nominal voltage UN	320 V		
Nominal current IN	16 A		
mm²/AWG/kcmil	0.2-1.5		

PCB terminal block - SPTAF 1/12-5,0-EL - 1862518

Approvals

VDE Zeichengenehmigung		http://www2.vde.com/de/Institut/Online-Service/VDE-gepruefteProdukte/Seiten/Online-Suche.aspx	40047107
Nominal voltage UN		320 V	
Nominal current IN		16 A	
mm ² /AWG/kcmil		0.2-1.5	

cULus Recognized		http://database.ul.com/cgi-bin/XYV/template/LISEXT/1FRAME/index.htm	E60425-20061129
	B	D	
Nominal voltage UN	300 V	300 V	
Nominal current IN	8 A	8 A	
mm ² /AWG/kcmil	24-16	24-16	

Phoenix Contact 2019 © - all rights reserved
<http://www.phoenixcontact.com>

PHOENIX CONTACT GmbH & Co. KG
Flachsmarktstr. 8
32825 Blomberg
Germany
Tel. +49 5235 300
Fax +49 5235 3 41200
<http://www.phoenixcontact.com>