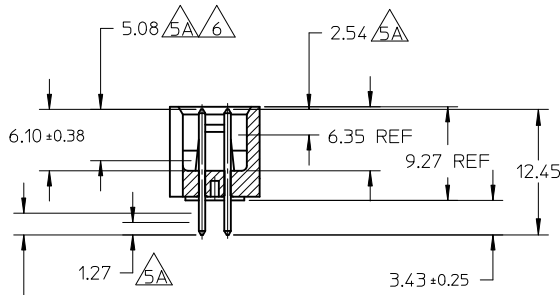
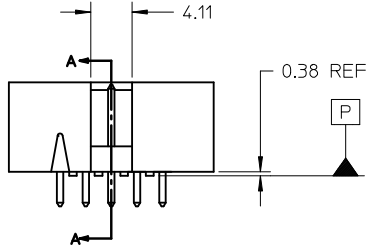


PART NUMBER LEGEND

87834 - **41
CKT SIZES

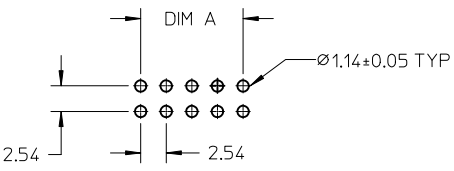
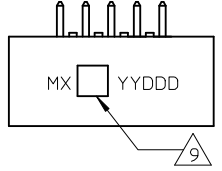
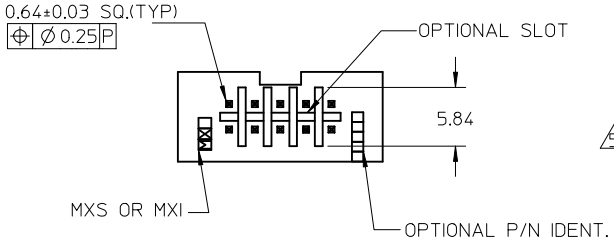
ASSEMBLY P/N	CKT SIZE	DIM A	DIM B	DIM C
87834-0841	08	7.62	17.78	15.24
87834-1041	10	10.16	20.32	17.78
87834-1241	12	12.70	22.86	20.32
87834-1441	14	15.24	25.40	22.86
87834-1641	16	17.78	27.94	25.40
87834-2041	20	22.86	33.02	30.48
87834-2441	24	27.94	38.10	35.56
87834-2641	26	30.48	40.64	38.10
87834-3041	30	35.56	45.72	43.18
87834-3441	34	40.64	50.80	48.26
87834-4041	40	48.26	58.42	55.88
87834-4441	44	53.34	63.50	60.96
87834-5041	50	60.96	71.12	68.58
87834-5641	56	68.58	78.74	76.20
87834-6041	60	73.66	83.82	81.28
87834-6441	64	78.74	88.90	86.36



SECTION A-A

NOTES :

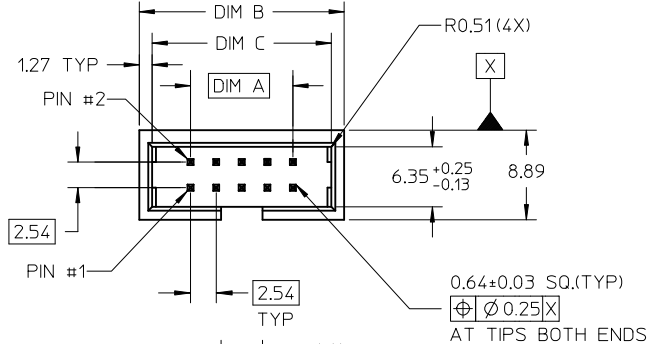
- MATERIAL :
HOUSING : NYLON (PA), UL94V-0, COLOR: NATURAL.
PIN : COPPER ALLOY.
- PIN PUSHOUT FORCE 0.91 KG MIN.
- PRODUCT SPECIFICATION PS-70246-100 APPLIES.
- WAFER TO BE FLAT WITHIN 0.03MM/CM
- △ DIMENSIONS FOR PLATING LOCATIONS : A - MEASURE POINT FOR THICKNESS.
B - MINIMUM COVERAGE.
- △ GOLD END OF PIN UNLESS OVERALL PLATED.
- FINISH :
0.13um MIN. GOLD FLASH OVER 1.02um MIN PD/NI
IN SELECTED AREA AND 2.5um MIN. TIN IN SELECTED
AREA OVER 1.27um NICKEL OVERALL.
- FOR ILLUSTRATION PURPOSE A 10 CKT IS SHOWN.
- △ OPTIONAL LOCATION FOR MANUFACTURER/YEAR/DAY MARKING IF REQUIRED BY CUSTOMER



RECOMMENDED PCB PATTERN

REMOVE 72CKT OPTION EC NO: S2012-0308 DRWNATSEE 2011/10/21 CHYKDSKANG 2011/11/23 APPR:MLONG 2012/01/10	QUALITY SYMBOLS	GENERAL TOLERANCES (UNLESS SPECIFIED)	DIMENSION STYLE	SCALE	DESIGN UNITS	THIRD ANGLE PROJECTION
	▽=0 ∇=0	mm INCH	MM ONLY	NTS	METRIC	
		4 PLACES ± --- ± ---	DRAWN BY DATE			C-GRID, SHROUDED WAFER SLOTTED W/O END WINDOW & PEGS MOLEX INCORPORATED
		3 PLACES ± --- ± ---	RSHAN 2003/11/20			
	2 PLACES ± 0.20 ± ---	CHECKED BY DATE			MOLEX INCORPORATED DOCUMENT NO. SD-87834-023 SHEET NO. NIL OF 1	
	1 PLACE ± --- ± ---	KCL ING 2003/12/05				
		APPROVED BY DATE				
		SKTOH 2003/12/06				
		MATERIAL NO.				
		SEE TABLE				
		ANGULAR ± 3 °				
		DRAFT WHERE APPLICABLE MUST REMAIN WITHIN DIMENSIONS				
			SIZE A3			
			THIS DRAWING CONTAINS INFORMATION THAT IS PROPRIETARY TO MOLEX INCORPORATED AND SHOULD NOT BE USED WITHOUT WRITTEN PERMISSION			

10 9 8 7 6 5 4 3 2 1

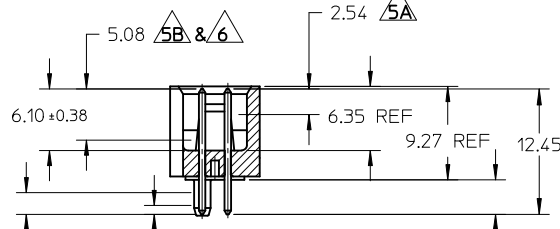
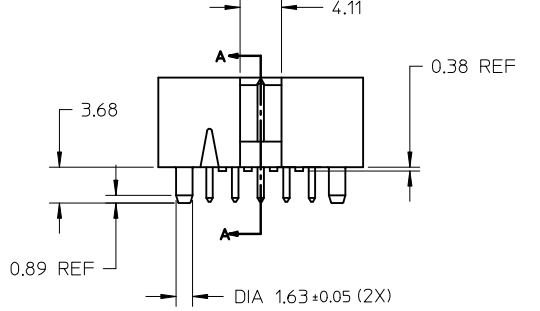


PART NUMBER LEGEND

87834 - * * 1 1

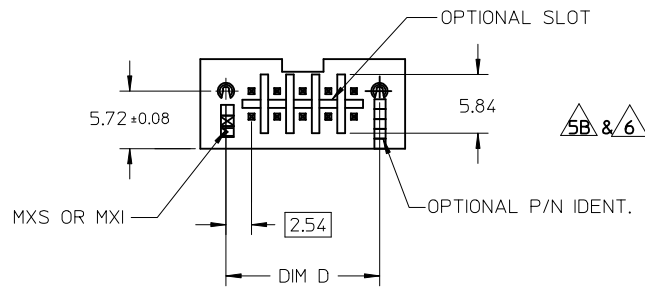
CKT SIZES

ASSEMBLY P/N	CKT SIZE	DIM A	DIM B	DIM C	DIM D
87834-0411	04	2.54	12.70	10.16	7.62
87834-0611	06	5.08	15.24	12.70	10.16
87834-0811	08	7.62	17.78	15.24	12.70
87834-1011	10	10.16	20.32	17.78	15.24
87834-1211	12	12.70	22.86	20.32	17.78
87834-1411	14	15.24	25.40	22.86	20.32
87834-1611	16	17.78	27.94	25.40	22.86
87834-1811	18	20.32	30.48	27.94	25.40
87834-2011	20	22.86	33.02	30.48	27.94
87834-2411	24	27.94	38.10	35.56	33.02
87834-2611	26	30.48	40.64	38.10	35.56
87834-3011	30	35.56	45.72	43.18	40.64
87834-3411	34	40.64	50.80	48.26	45.72
87834-4011	40	48.26	58.42	55.88	53.34
87834-4411	44	53.34	63.50	60.96	58.42
87834-5011	50	60.96	71.12	68.58	66.04
87834-5611	56	68.58	78.74	76.20	73.66
87834-6011	60	73.66	83.82	81.28	78.74
87834-6411	64	78.74	88.90	86.36	83.82

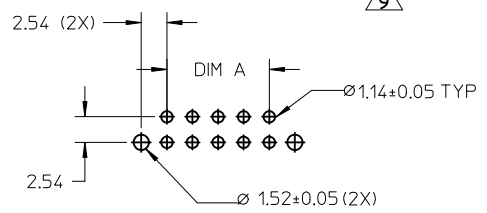
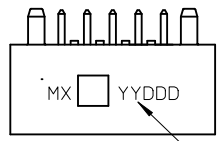


NOTES :

- MATERIAL :
HOUSING : NYLON 46 GLASS FILLED., UL94V-0, COLOR: BIEGE.
PIN : COPPER ALLOY.
- PIN PUSHOUT FORCE 0.91 KG MIN.
- PRODUCT SPECIFICATION PS-70246-100 APPLIES.
- WAFER TO BE FLAT WITHIN 0.03MM/CM
- DIMENSIONS FOR PLATING LOCATIONS : A - MEASURE POINT FOR THICKNESS.
B - MINIMUM COVERAGE.
- GOLD END OF PIN UNLESS OVERALL PLATED.
- FINISH :
0.13um MIN GOLD FLASH OVER 1.02um MIN.PD/NI
IN SELECTED AREA AND 2.5um MIN.TIN IN SELECTED AREA OVER 1.27um MIN NICKEL OVERALL
- FOR ILLUSTRATION PURPOSE A 10 CKT IS SHOWN.
- OPTIONAL LOCATION FOR MANUFACTURER/YEAR/DAY MARKING IF REQUIRED BY CUSTOMER



SECTION A-A



RECOMMENDED PCB PATTERN

REMOVE 72CKT OPTION EC NO: S2012-0308 DRINKATSEE 2011/10/31 CHYKDSKANG 2011/11/23 APPR:MLONG 2012/01/10	QUALITY SYMBOLS ▽=0 ◻=0	GENERAL TOLERANCES (UNLESS SPECIFIED)		DIMENSION STYLE MM ONLY		SCALE NTS	DESIGN UNITS METRIC	THIRD ANGLE PROJECTION		
			mm	INCH	DRAWN BY	DATE	TITLE			
		4 PLACES	± ---	± ---	RSHAN	2003/11/21	SALES DRAWING, C-GRID SHROUDED W/SLOTTED & IN-LINE POLARIZATION PEG			
		3 PLACES	± ---	± ---	CHECKED BY	DATE				
2 PLACES	± 0.20	± ---	KCL ING	2003/12/05	MOLEX INCORPORATED					
1 PLACE	± ---	± ---	APPROVED BY	DATE						
ANGULAR ± 3 °				SKTOH	2003/12/06	MATERIAL NO.		DOCUMENT NO.		
DRAFT WHERE APPLICABLE MUST REMAIN WITHIN DIMENSIONS				SEE TABLE		SD-87834-024		SHEET NO. 1 OF 1		
				THIS DRAWING CONTAINS INFORMATION THAT IS PROPRIETARY TO MOLEX INCORPORATED AND SHOULD NOT BE USED WITHOUT WRITTEN PERMISSION						

9 8 7 6 5 4 3 2 1