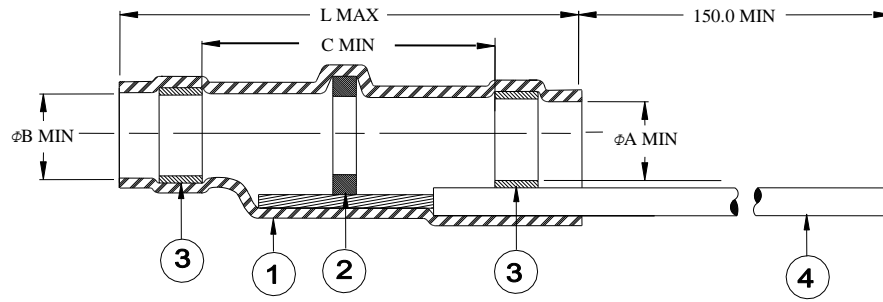


SPECIFICATION CONTROL DRAWING



Part Description	Component Dimensions				Cable Dimensions		
	L \Rightarrow 1.75 (L \Rightarrow 0.07)	A min	B min	C min	E max	F min	H max
ST58-1-55-GA-CL	16.5 (0.650)	1.9 (0.075)	2.65 (0.105)	8.25 (0.325)	2.65 (0.105)	0.90 (0.035)	1.9 (0.075)
ST58-2-55-GA-CL	16.5 (0.650)	2.65 (0.105)	3.68 (0.145)	8.25 (0.325)	3.68 (0.145)	1.40 (0.055)	2.65 (0.105)
ST58-3-55-GA-CL	16.5 (0.650)	4.3 (0.170)	5.08 (0.200)	8.25 (0.325)	5.08 (0.200)	2.15 (0.085)	4.3 (0.170)
ST58-4-55-GA-CL	19.1 (0.750)	5.95 (0.235)	6.45 (0.255)	8.25 (0.325)	6.45 (0.255)	3.30 (0.130)	5.95 (0.235)
ST58-5-55-GA-CL	19.1 (0.750)	7.0 (0.275)	7.6 (0.300)	8.25 (0.325)	7.6 (0.300)	4.30 (0.170)	7.0 (0.275)

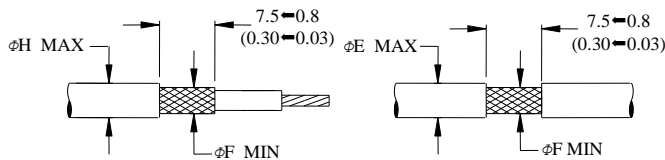
MATERIAL

- INSULATION SLEEVE: Heat-shrinkable, transparent blue, radiation cross-linked modified polyvinylidene fluoride.
- SOLDER PREFORM WITH FLUX. Qty: see table
 SOLDER: TYPE Sn42Bi58 per ANSI / J-STD-006.
 FLUX: TYPE ROL1 per ANSI / J-STD-004.
- MELTABLE RINGS: Stabilized thermoplastic. Color: Blue.
- PRE-INSTALLED LEAD: RAYCHEM 55A0111 in accordance with MIL-W-22759/32. Stranded tin-plated copper

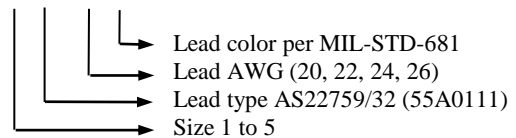
APPLICATION

- These parts are designed to provide an environment protected shield terminations on cables, rated for 105 \Rightarrow C minimum, meeting the dimensional criteria listed, having tin or silver-plated shields.
- When installed per TE Connectivity / Raychem process standard RCPS-100-70, assemblies will meet requirements of TE Connectivity / Raychem Specification RT-1404.
- Temperature range: -55 \Rightarrow C to +125 \Rightarrow C.

For best results, prepare the cable as shown:



Part Number Guide:
ST58-X-55-GA-CL



		Raychem Devices	TITLE: SOLDERSLEEVE SHIELD TERMINATOR WITH PRE-INSTALLED LEAD. LOW TEMPERATURE, RoHS COMPLIANT			
Unless otherwise specified dimensions are in millimeters. [Inches dimensions are shown in brackets]			DOCUMENT NO.: ST58-X-55-GA-CL			
TOLERANCES: 0.00 N/A 0.0 N/A 0 N/A	ANGLES: N/A ROUGHNESS IN MICRON	TE Connectivity reserves the right to amend this drawing at any time. Users should evaluate the suitability of the product for their application.	REV.: A2	DATE: 09-May-2017		
DRAWN BY: L. RODRIGUEZ	CAGE CODE: 06090	REPLACES: ---	ECO NUMBER: ECO-17-006515	SCALE: ----	SIZE: A	SHEET: 1 of 1