

High Performance Amplifier,  
21 dB Gain, 10 - 500 MHz

Rev. V3

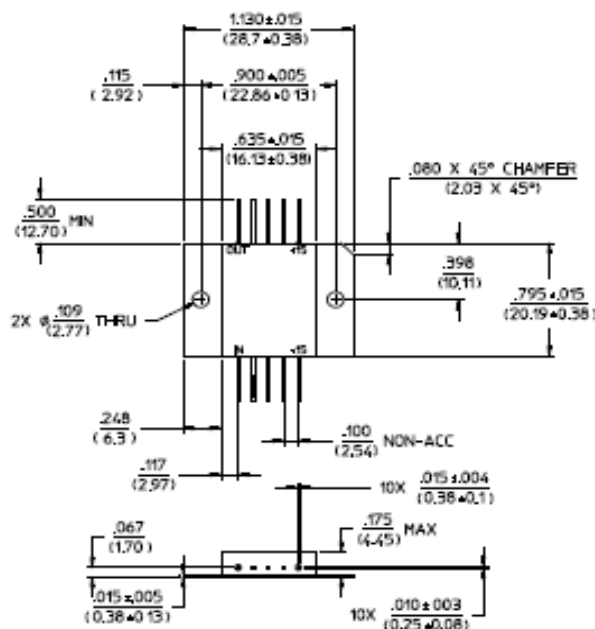
## Features

- 4 dB Typical Midband Noise Figure
- +38 dBm Typical Midband Third Order Intercept
- +24 dBm Typical Midband 1 dB Compression

## Description

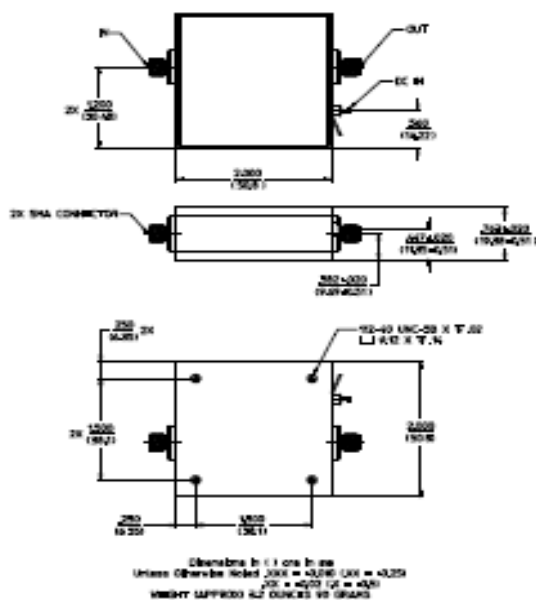
M/A-COM's AM-146 is a coupler feedback amplifier with high intercept and compression points. The use of coupler feedback minimizes current in a high intercept amplifier. This amplifier is packaged in a flatpack with flanges. Due to the metal flatpack the thermal rise minimized. The ground plane on the PC board should be configured to remove heat from under the package. AM-146 is ideally suited for use where a high intercept, high reliability amplifier is required.

## FP-9



Dimensions in ( ) are in mm  
Unless Otherwise Noted: .XXX = ±0.010 (.XX = ±0.25)  
.XX = ±0.02 (.X = ±0.5)  
WEIGHT (APPROX): 0.18 OUNCES 5 GRAMS

## C-25



Dimensions in ( ) are in mm  
Unless Otherwise Noted: .XXX = ±0.010 (.XX = ±0.25)  
.XX = ±0.02 (.X = ±0.5)  
WEIGHT (APPROX): 0.2 OUNCES 5.5 GRAMS

## Absolute Maximum Ratings<sup>1</sup>

Parameter	Absolute Maximum
Max. Input Power	+10 dBm
Vbias	+15.75 V
Operating Temperature	-55°C to +85°C
Storage Temperature	-65°C to +125°C

1. Operation of this device above any one of these parameters may cause permanent damage.

## Pin Configuration

Pin No.	Function	Pin No.	Function
1	RF OUT	6	RF IN
2	GND	7	GND
3	GND	8	GND
4	GND	9	GND
5	VDC	10	VDC

**Electrical Specifications: <sup>2,3</sup> T<sub>A</sub> = -55°C to +85°C Case Temperature**

Parameter	Test Conditions	Frequency	Units	Min.	Typ.	Max.
Gain	@+25°C	50 MHz	dB	20.3	21.0	21.7
Frequency Response	—	10 - 500 MHz	dB	—	—	±1.0
Gain Variation with Temperature	—	10 - 500 MHz	dB	—	—	+0.8, -1.2
1 dB Compression	Output Power	10 - 500 MHz	dBm	+20.0	—	—
Noise Figure	—	10 - 500 MHz 10 - 300 MHz	dB dB	— —	— —	7.0 5.5
Reverse Transmission	—	10 - 500 MHz	dB	—	-35	-30.0
VSWR	—	10 - 500 MHz	Ratio	—	—	2:1
Output IP <sub>2</sub>	Two-Tone inputs up to +10 dBm	10 - 500 MHz	dBm	+40	—	—
Output IP <sub>3</sub>	Two-Tone inputs up to +10 dBm	10 - 500 MHz	dBm	+30	—	—
Vbias	—	—	VDC	+14.5	+15.0	+15.5
Ibias	Vbias = +15.0 VDC	—	mA	—	130	140
Power Dissipation	@ +15 V Bias	—	mW	—	2	—

2. All specifications apply when operated at +15 VDC, with 50 ohms source and load impedance.

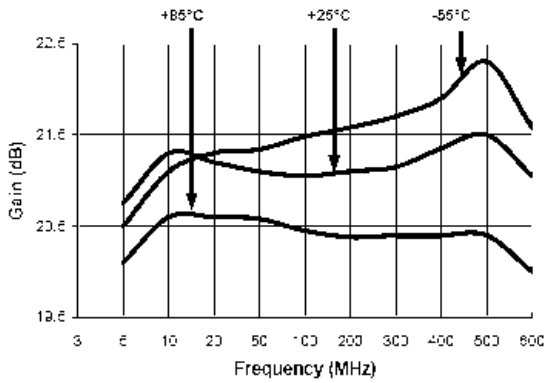
3. Heat Sinking: Operation at case temperature above 95°C is not recommended. Heat sinking adequate to dissipate 2 W must be provided in use.

## S-Parameter Data

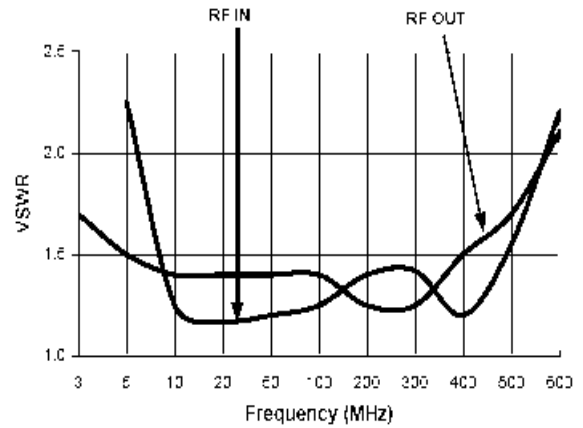
Frequency (MHz)	S11 MAG/ANG	S21 MAG/ANG	S12 MAG/ANG	S22 MAG/ANG
10	0.13/-118.5	11.44/16.8	0.02/7.1	0.14/164.6
20	0.12/-144.0	11.63/-1.0	0.02/-4.0	0.16/168.2
50	0.13/-175.5	11.56/-27.1	0.02/-25.3	0.15/155.9
75	0.14/169.0	11.49/-44.3	0.02/-41.3	0.13/143.8
100	0.15/163.8	11.45/-59.9	0.02/-55.7	0.08/132.5
200	0.16/121.4	11.24/-120.3	0.02/-113.3	0.05/160.6
300	0.18/86.3	11.34/176.4	0.02/-170.1	0.07/167.7
400	0.20/55.2	11.33/110.4	0.02/133.3	0.12/159.2
500	0.23/13.1	10.84/31.1	0.01/75.6	0.23/174.8

## Typical Performance Curves

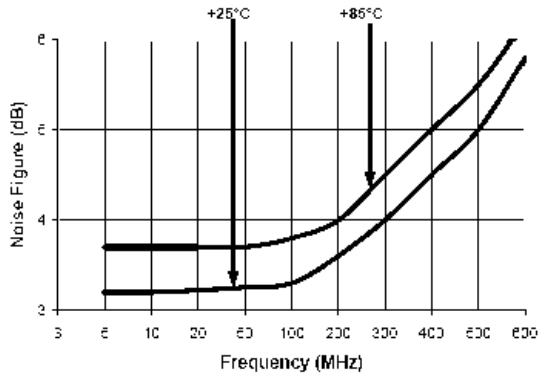
Gain vs. Frequency



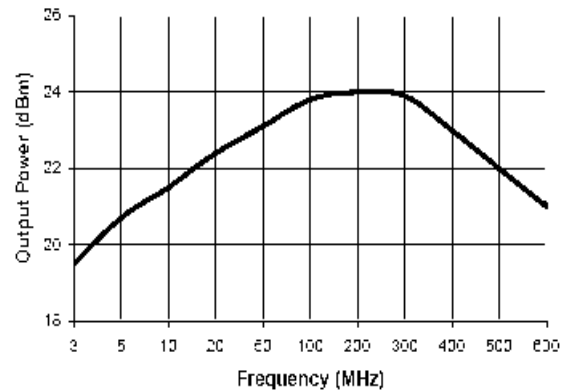
VSWR vs. Frequency



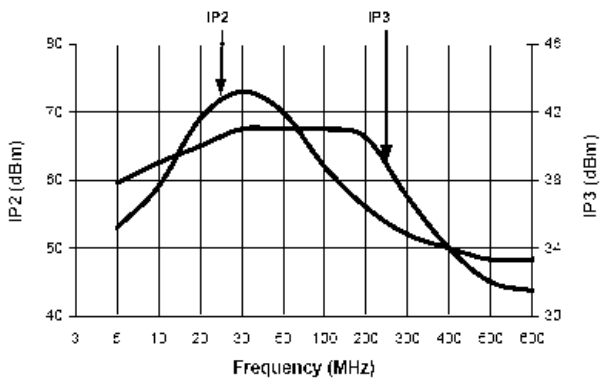
Noise Figure



1 dB Compression



Intermodulation Intercept



## Ordering Information

Part Number	Package
AM-146 PIN	Flatpack
AMC-146 SMA	Connectorized

M/A-COM Technology Solutions Inc. All rights reserved.

Information in this document is provided in connection with M/A-COM Technology Solutions Inc ("MACOM") products. These materials are provided by MACOM as a service to its customers and may be used for informational purposes only. Except as provided in MACOM's Terms and Conditions of Sale for such products or in any separate agreement related to this document, MACOM assumes no liability whatsoever. MACOM assumes no responsibility for errors or omissions in these materials. MACOM may make changes to specifications and product descriptions at any time, without notice. MACOM makes no commitment to update the information and shall have no responsibility whatsoever for conflicts or incompatibilities arising from future changes to its specifications and product descriptions. No license, express or implied, by estoppels or otherwise, to any intellectual property rights is granted by this document.

THESE MATERIALS ARE PROVIDED "AS IS" WITHOUT WARRANTY OF ANY KIND, EITHER EXPRESS OR IMPLIED, RELATING TO SALE AND/OR USE OF MACOM PRODUCTS INCLUDING LIABILITY OR WARRANTIES RELATING TO FITNESS FOR A PARTICULAR PURPOSE, CONSEQUENTIAL OR INCIDENTAL DAMAGES, MERCHANTABILITY, OR INFRINGEMENT OF ANY PATENT, COPYRIGHT OR OTHER INTELLECTUAL PROPERTY RIGHT. MACOM FURTHER DOES NOT WARRANT THE ACCURACY OR COMPLETENESS OF THE INFORMATION, TEXT, GRAPHICS OR OTHER ITEMS CONTAINED WITHIN THESE MATERIALS. MACOM SHALL NOT BE LIABLE FOR ANY SPECIAL, INDIRECT, INCIDENTAL, OR CONSEQUENTIAL DAMAGES, INCLUDING WITHOUT LIMITATION, LOST REVENUES OR LOST PROFITS, WHICH MAY RESULT FROM THE USE OF THESE MATERIALS.

MACOM products are not intended for use in medical, lifesaving or life sustaining applications. MACOM customers using or selling MACOM products for use in such applications do so at their own risk and agree to fully indemnify MACOM for any damages resulting from such improper use or sale.