

PAGE 1/2

ISSUE 11-04-17

SERIE : DPDT

PART NUMBER : R577832100

## RF CHARACTERISTICS

Frequency range : **0 - 40 GHz**  
Impedance : **50 Ohms**

Frequency (GHz)	DC - 6	6 - 12.4	12.4 - 18	18 - 26.5	26.5 - 40
VSWR max	<b>1.30</b>	<b>1.40</b>	<b>1.50</b>	<b>1.70</b>	<b>1.90</b>
Insertion loss max	<b>0.30 dB</b>	<b>0.40 dB</b>	<b>0.50 dB</b>	<b>0.70 dB</b>	<b>0.80 dB</b>
Isolation min	<b>70 dB</b>	<b>60 dB</b>	<b>60 dB</b>	<b>55 dB</b>	<b>50 dB</b>
Average power (*)	<b>80 W</b>	<b>60 W</b>	<b>50 W</b>	<b>20 W</b>	<b>10 W</b>

## ELECTRICAL CHARACTERISTICS

Actuator : **LATCHING**  
Nominal current \*\* : **320 mA**  
Actuator voltage (Vcc) : **12V (10.2 to 13V)**  
Terminals : **solder pins (250°C max. / 30 sec.)**  
TTL inputs (E) - High level : **2.2 to 5.5 V / 800µA at 5.5 V**  
- Low level : **0 to 0.8 V / 20µA at 0.8 V**

## MECHANICAL CHARACTERISTICS

Connectors : **SMA 2.9 female per MIL-C 39012**  
Life : **2.5 million cycles**  
Switching Time\*\*\* : **< 15 ms**  
Construction : **Splashproof**  
Weight : **< 100 g**

## ENVIRONMENTAL CHARACTERISTICS

Operating temperature range : **-40°C to +85°C**  
Storage temperature range : **-55°C to +85°C**

(\* Average power at 25°C per RF Path)

(\*\* At 25° C ±10%)

(\*\*\* Nominal voltage ; 25° C)



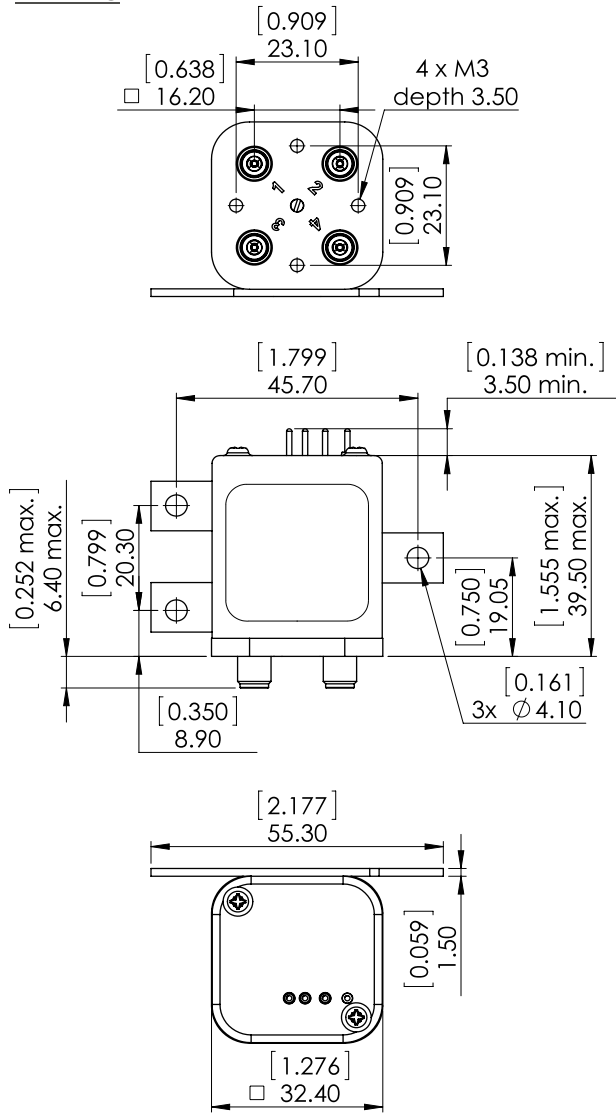
PAGE 2/2

ISSUE 11-04-17

SERIE : DPDT

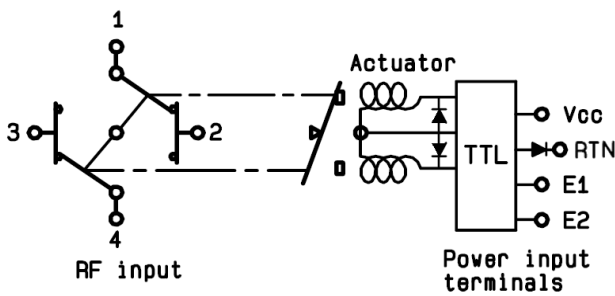
PART NUMBER : R577832100

DRAWING

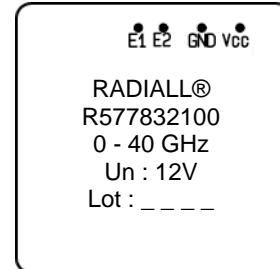


General tolerances : ±0,5 mm [0,02 in]

SCHEMATIC DIAGRAM



**LABEL**



TTL input	RF Continuity
E1=1 / E2=0	1 ↔ 3 / 2 ↔ 4
E1=0 / E2=1	1 ↔ 2 / 3 ↔ 4
E1=0 / E2=0	Memory
E1=1 / E2=1	Forbidden