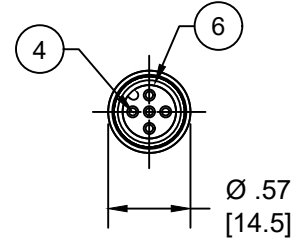
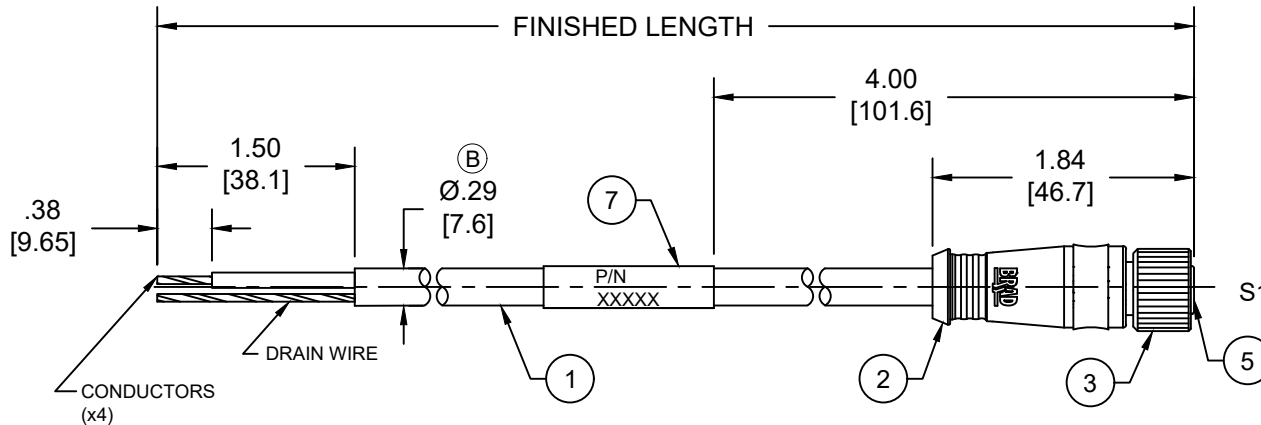
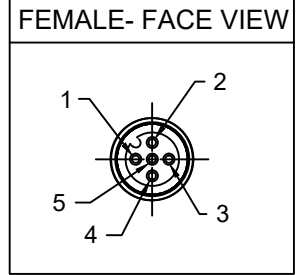
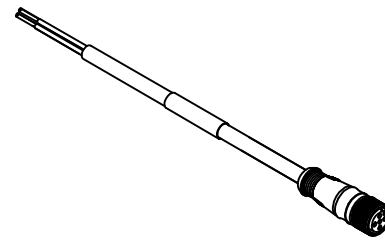


MATERIAL NUMBER	ENGINEERING NUMBER	FINISHED LENGTH
1300270047	DND20A-M005	0.5M [1FT 8 IN]
1300270057	DND20A-M150	15M [49FT 3 IN]
1300270158	DND20A-M300	30M [98FT 5 IN]

**PART NUMBER LEGEND (B)**  
**DND20A-M005**

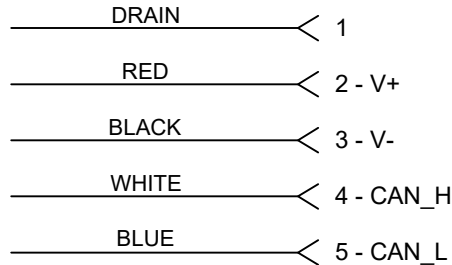
FINISHED LENGTH:  
M005 = 0.5 METER  
M010 = 1 METER  
M100 = 10 METER



**NOTES:**

- MATERIAL: AS NOTED
- FINISH: AS NOTED
- ELECTRICAL:  
VOLTAGE: 250V AC/DC  
CURRENT: 4 AMPS
- TEMP RATING: -20°C TO +80°C
- PROTECTION: IP67 (WHEN MATED)
- COUPLING THREAD: M12 X 1
- UL LISTED FILE: E152210 (B)  
CSA CERTIFIED FILE: LR6837
- ALL DIMENSIONS ARE FOR REFERENCE UNLESS TOLERANCED OR NOTED OTHERWISE

**SCHEMATIC**



**(B) CABLE LENGTH TOLERANCES**

<.3M [1FT]	+19mm-0 [ +.75in-0]
.3 - .9M [1 - 3FT]	+44.5mm-0 [+1.75in-0]
.9 - 1.8M [3 - 6FT]	+55.6mm-0 [+2.19in-0]
1.8 - 3.7M [6 - 12FT]	+88.9mm-0 [+3.50in-0]
3.7 - 7.3M [12 - 24FT]	+165.1mm-0 [+6.50in-0]
7.3-14.6M [24 - 48FT]	+317.5mm-0 [+12.50in-0]
14.6 - 30.5M [48-100FT]	+622.3mm-0 [+24.50in-0]
OVER 30M [100FT]	+2% OF FINISHED LENGTH

ITEM	COMPONENT	MATERIAL	FINISH
7	WRAP LABEL	VINYL	BLACK/YELLOW
6	O-RING	NITRILE	RED
5	INSERT	NYLON	BLACK
4	SOCKET CONTACT	COPPER ALLOY	GOLD OVER NICKEL
3	COUPLNG NUT	ZINC DIE CAST	BLACK E-COATED
2	OVERMOLD	TPC	GRAY
1	CABLE #22 AWG DEVICENET	PVC JACKET	GRAY

FUNCTIONAL SYMBOLS	THIS DRAWING CONTAINS INFORMATION THAT IS PROPRIETARY TO MOLEX ELECTRONIC TECHNOLOGIES, LLC AND SHOULD NOT BE USED WITHOUT WRITTEN PERMISSION			
	DIMENSION UNITS	SCALE	CURRENT REV DESC: ITEM #2 WAS PVC & ITEM #7 WAS PLASTIC FILM. ADDED UL, CSA, O-RING, CABLE DIA, PN LEGEND & TOL CHART. MODIFIED PN TABLE	
DIVISIONAL SYMBOLS	INCH/MM	NTS	GENERAL TOLERANCES (UNLESS SPECIFIED)	
			mm	INCH
	4 PLACES	±----	±----	EC NO: 704134
	3 PLACES	±----	±----	DRWN: ABENJAMINLW 2021/06/02
	2 PLACES	±----	±----	CHK'D: RSTONE 2022/04/27
	1 PLACE	±----	±----	APPR: BWOODMAN 2022/05/04
	0 PLACES	±----	±----	INITIAL REVISION:
	ANGULAR TOL ± ---- °		DRWN: TWOLDEGE 2010/01/06	
	DRAFT WHERE APPLICABLE MUST REMAIN WITHIN DIMENSIONS		APPR: JFMURPHY 2010/01/20	
		THIRD ANGLE PROJECTION	DRAWING	SERIES
			A-SIZE	130027
		DOCUMENT NUMBER		DOC TYPE/DOC PART/REVISION
		SD-130027-007		PSD 001 B
		MATERIAL NUMBER	CUSTOMER	SHEET NUMBER
		SEE CHART	GENERAL MARKET	1 OF 1