

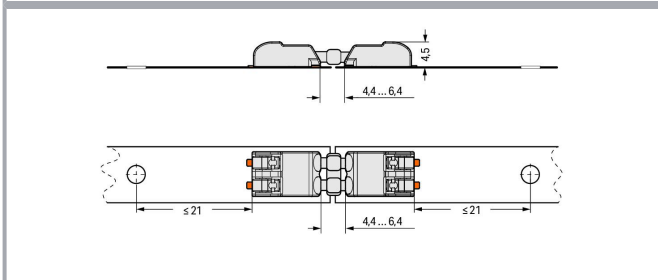
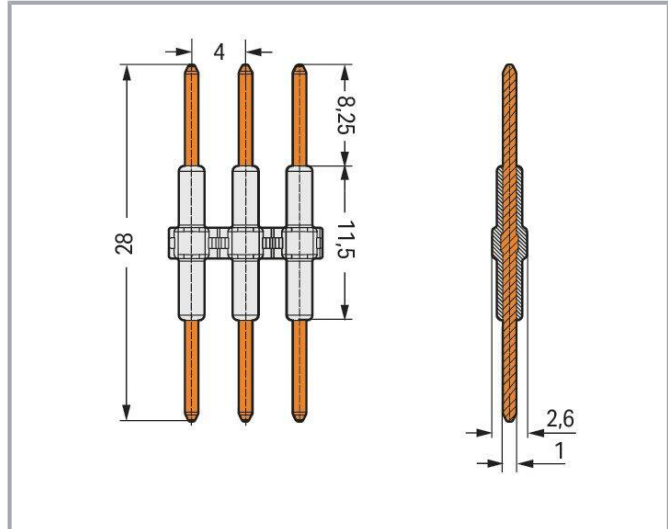
Data sheet | Item number: 2060-951/028-000

Board-to-Board Link; Pin spacing 4 mm; 1-pole; Length: 28 mm; white

www.wago.com/2060-951/028-000



Color:



Item description

- Board-to-board links simplify LED module assembly
- Easy push-in connection and disconnection

Subject to changes. Please also observe the further product documentation!

WAGO GmbH & Co. KG
Hansastr. 27
32423 Minden
Phone: +49571 887-0 | Fax: +49571 887-169
Email: info.de@wago.com | Web: www.wago.com

Do you have any questions about our products?
We are always happy to take your call at +49 (571) 887-44222.



Data Notes

Safety information

Notice: Only suitable for 2060-45x, not for 2060-40x.

Electrical data

Ratings per IEC/EN

Ratings per	IEC/EN 60664-1
Nominal voltage (III/3)	63 V
Rated impulse voltage (III/3)	2.5 kV
Rated voltage (III/2)	160 V
Rated impulse voltage (III/2)	2.5 kV
Nominal voltage (II/2)	320 V
Rated surge voltage (II/2)	2.5 kV
Rated current	9 A
Legend (ratings)	(III / 2) $\hat{=}$ Overvoltage category III / Pollution degree 2

Ratings per UL 1977

Rated voltage (UL 1977)	250 V
Rated current UL 1977	9 A

Connection data

Total number of potentials	1
----------------------------	---

Connection 1

Pole number	1
-------------	---

Physical data

Pin spacing	4 mm / 0.157 inches
Width	3.4 mm / 0.134 inches
Height	2.6 mm / 0.102 inches
Depth	28 mm / 1.102 inches

Subject to changes. Please also observe the further product documentation!



Mechanical Data

Mating cycles (max.)	10
Number of mating cycles	10 connections/disconnections (max.)
Suitable	for SMD PCB terminal blocks (2060 Series)

Material Data

Note (material data)	Information on material specifications can be found here
Color	white
Material group	I
Insulation material	Polyamide (PA66)
Flammability class per UL94	V0
Contact material	Copper alloy
Contact plating	Silver
Fire load	0.001 MJ
Weight	0.2 g

Environmental requirements

Limit temperature range	-60 ... +105 °C
-------------------------	-----------------

Commercial data

eCl@ss 10.0	27-14-11-92
eCl@ss 9.0	27-14-11-92
ETIM 8.0	EC002848
ETIM 7.0	EC002848
PU (SPU)	1500 pcs
Packaging type	box
Country of origin	CN
GTIN	4055143303880
Customs tariff number	85369010000










Environmental Product Compliance

RoHS Compliance Status	Compliant, No Exemption
------------------------	-------------------------

Subject to changes. Please also observe the further product documentation!

Approvals / Certificates



General approvals

Logo	Approval	Additional Approval Text	Certificate name
	CCA DEKRA Certification B.V.	EN 60947	NTR NL-7724
	CCA DEKRA Certification B.V.	EN 60998	NTR NL 7725/M1
	CCA DEKRA Certification B.V.	EN 60838	NTR NL 2168246
	CCA DEKRA Certification B.V.	EN 60947-7-4	NTR NL 7843
	cURus Underwriters Laboratories Inc.	UL 1977	E45171
	KEMA/KEUR DEKRA Certification B.V.	EN 60838	2168246.01
	KEMA/KEUR DEKRA Certification B.V.	EN 60998	71-109040
	KEMA/KEUR DEKRA Certification B.V.	EN 60947	71-108183
	KEMA/KEUR DEKRA Certification B.V.	EN 60947-7-4	71-114208
	UL Underwriters Laboratories Inc.	UL 1059	E45172



Subject to changes. Please also observe the further product documentation!



Declarations of conformity and manufacturer's declarations

Logo	Approval	Additional Approval Text	Certificate name
	EU-Declaration of Conformity WAGO GmbH & Co. KG	-	-
	UK-Declaration of Conformity WAGO GmbH & Co. KG	-	-

Counterpart

	Item no.2060-451/998-404 SMD PCB terminal block; push-button; 0.75 mm ² ; Pin spacing 4 mm; 1-pole; Push-in CAGE CLAMP®; in tape-and-reel packaging; 0,75 mm ² ; white	www.wago.com/2060-451/998-404
	Item no.2060-471/998-404 SMD PCB terminal block; push-button; 0.75 mm ² ; Pin spacing 4 mm; 1-pole; Push-in CAGE CLAMP®; in tape-and-reel packaging; 0,75 mm ² ; black	www.wago.com/2060-471/998-404

Downloads

Documentation

Additional Information

Technical Section Technical explanations	2019 Apr 3	pdf 2.0 MB	Download
---	------------	---------------	----------

CAD/CAE-Data

CAD data

2D/3D Models 2060-951/028-000	URL	Download
-------------------------------	-----	----------

CAE data

ZUKEN Portal 2060-951/028-000	URL	Download
-------------------------------	-----	----------

Subject to changes. Please also observe the further product documentation!

WAGO GmbH & Co. KG
Hansastr. 27
32423 Minden
Phone: +49571 887-0 | Fax: +49571 887-169
Email: info.de@wago.com | Web: www.wago.com

Do you have any questions about our products?
We are always happy to take your call at +49 (571) 887-44222.

Environmental Product Compliance

Compliance Search

Environmental Product Compliance 2060-951/028-000


URL

Download

Board-to-Board Link; Pin spacing 4 mm; 1-pole; Length: 28 mm; white

Installation Notes

Installation



Inserting a board-to-board link into the terminal block.

Installation

Subject to changes. Please also observe the further product documentation!

WAGO GmbH & Co. KG

Hansastr. 27


32423 Minden

Phone: +49571 887-0 | Fax: +49571 887-169

Email: info.de@wago.com | Web: www.wago.com

Do you have any questions about our products?

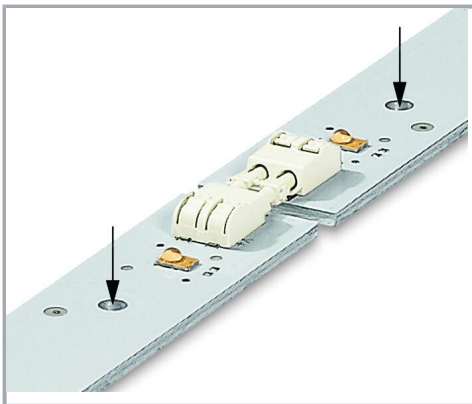
We are always happy to take your call at +49 (571) 887-44222.



Assembly: Place PCBs on a flat surface and connect terminal blocks on adjoining PCBs via board-to-board link.

Disassembly: Pull PCBs apart (max. 10 mating cycles).

Installation



The PCBs must be secured.

Subject to changes. Please also observe the further product documentation!