



Load feeder fuseless, Reversing duty 400 V AC, Size S00 2.80...4.00 A  
230 V AC screw terminal for 60 mm busbar systems (also fulfills type of coordination 1) Type of coordination 2, I<sub>q</sub> = 150 kA 1 NC (contactor)

<b>product brand name</b>	SIRIUS
<b>product designation</b>	Reversing starter
<b>design of the product</b>	for 60 mm busbars
<b>product type designation</b>	3RA22
<b>manufacturer's article number</b>	
<ul style="list-style-type: none"> <li>• of the supplied contactor</li> <li>• of the supplied circuit-breakers</li> <li>• of the supplied RS assembly kit</li> <li>• of the supplied busbar adapter</li> <li>• of the supplied link module</li> </ul>	<a href="#">3RT2015-1AP02</a> <a href="#">3RV2011-1EA10</a> <a href="#">8US1250-5AS10</a> <a href="#">8US1251-5DS10</a> <a href="#">3RA1921-1DA00</a>
<b>General technical data</b>	
<b>size of the circuit-breaker</b>	S00
<b>size of load feeder</b>	S00
insulation voltage with degree of pollution 3 at AC rated value	690 V
<b>surge voltage resistance rated value</b>	6 kV
<b>degree of protection NEMA rating</b>	other
shock resistance according to IEC 60068-2-27	6g / 11 ms
mechanical service life (switching cycles) of contactor typical	30 000 000
<b>type of assignment</b>	2
<b>type of protection according to ATEX directive 2014/34/EU</b>	Ex II (2) GD
certificate of suitability according to ATEX directive 2014/34/EU	DMT 02 ATEX F 001
<b>Substance Prohibitance (Date)</b>	10/01/2009
<b>Ambient conditions</b>	
<b>ambient temperature</b>	
<ul style="list-style-type: none"> <li>• during operation</li> <li>• during storage</li> <li>• during transport</li> </ul>	-20 ... +60 °C -50 ... +80 °C -50 ... +80 °C
<b>temperature compensation</b>	-20 ... +60 °C
relative humidity during operation	10 ... 95 %
<b>Main circuit</b>	
<b>number of poles for main current circuit</b>	3
<b>design of the switching contact</b>	electromechanical
<b>adjustable current response value current of the current-dependent overload release</b>	2.8 ... 4 A
<b>operating voltage</b>	
<ul style="list-style-type: none"> <li>• rated value</li> </ul>	690 V

<ul style="list-style-type: none"> <li>at AC-3 rated value maximum</li> </ul>	690 V
<b>operating frequency rated value</b>	50 ... 60 Hz
operational current at AC-3 at 400 V rated value	3.6 A
operating power at AC-3 <ul style="list-style-type: none"> <li>at 400 V rated value</li> </ul>	1 500 W
<b>Control circuit/ Control</b>	
<b>type of voltage of the control supply voltage</b>	AC
<b>control supply voltage at AC</b> <ul style="list-style-type: none"> <li>at 50 Hz rated value</li> <li>at 50 Hz rated value</li> <li>at 60 Hz rated value</li> <li>at 60 Hz rated value</li> </ul>	230 V 230 ... 230 V 230 V 230 ... 230 V
<b>apparent holding power of magnet coil at AC</b>	4.2 VA
<b>Auxiliary circuit</b>	
<b>product extension auxiliary switch</b>	Yes
<b>Protective and monitoring functions</b>	
<b>trip class</b>	CLASS 10
<b>design of the overload release</b>	thermal (bimetallic)
<b>UL/CSA ratings</b>	
<b>full-load current (FLA) for 3-phase AC motor</b> <ul style="list-style-type: none"> <li>at 480 V rated value</li> </ul>	4 A
<b>yielded mechanical performance [hp]</b> <ul style="list-style-type: none"> <li>for 3-phase AC motor <ul style="list-style-type: none"> <li>at 200/208 V rated value</li> <li>at 220/230 V rated value</li> <li>at 460/480 V rated value</li> <li>at 575/600 V rated value</li> </ul> </li> </ul>	0.75 hp 1 hp 2 hp 3 hp
<b>Short-circuit protection</b>	
<b>product function short circuit protection</b>	Yes
<b>design of the short-circuit trip</b>	magnetic
<b>conditional short-circuit current (I<sub>q</sub>)</b> <ul style="list-style-type: none"> <li>at 400 V according to IEC 60947-4-1 rated value</li> </ul>	150 000 A
<b>Installation/ mounting/ dimensions</b>	
<b>mounting position</b>	vertical
<b>fastening method</b>	for snapping onto 60 mm busbar systems
<b>height</b>	200 mm
<b>width</b>	90 mm
<b>depth</b>	156 mm
<b>required spacing</b> <ul style="list-style-type: none"> <li>for grounded parts <ul style="list-style-type: none"> <li>forwards</li> <li>backwards</li> <li>upwards</li> <li>at the side</li> <li>downwards</li> </ul> </li> <li>for live parts <ul style="list-style-type: none"> <li>forwards</li> <li>backwards</li> <li>upwards</li> <li>downwards</li> <li>at the side</li> </ul> </li> </ul>	32 mm 0 mm 50 mm 10 mm 10 mm  32 mm 0 mm 50 mm 10 mm 10 mm
<b>Connections/ Terminals</b>	
<b>type of electrical connection</b> <ul style="list-style-type: none"> <li>for main current circuit</li> <li>for auxiliary and control circuit</li> </ul>	screw-type terminals screw-type terminals
<b>Safety related data</b>	
B10 value with high demand rate according to SN 31920	1 000 000
<b>proportion of dangerous failures</b> <ul style="list-style-type: none"> <li>with high demand rate according to SN 31920</li> </ul>	73 %

touch protection on the front according to IEC 60529	finger-safe, for vertical contact from the front
------------------------------------------------------	--------------------------------------------------

**Communication/ Protocol**

protocol is supported	
• PROFINET IO protocol	No
• PROFI-safe protocol	No
protocol is supported AS-Interface protocol	No

**Certificates/ approvals**

General Product Approval	For use in hazardous locations	Declaration of Conformity
--------------------------	--------------------------------	---------------------------



[Confirmation](#)



Declaration of Conformity	Test Certificates	Marine / Shipping
---------------------------	-------------------	-------------------



[Type Test Certificates/Test Report](#)

[Special Test Certificate](#)



Marine / Shipping	other	Railway
-------------------	-------	---------



[Confirmation](#)

[Vibration and Shock](#)

**Further information**

Information- and Downloadcenter (Catalogs, Brochures,...)

<https://www.siemens.com/ic10>

Industry Mall (Online ordering system)

<https://mall.industry.siemens.com/mall/en/en/Catalog/product?mlfb=3RA2210-1ED15-2AP0>

Cax online generator

<http://support.automation.siemens.com/WW/CAXorder/default.aspx?lang=en&mlfb=3RA2210-1ED15-2AP0>

Service&Support (Manuals, Certificates, Characteristics, FAQs,...)

<https://support.industry.siemens.com/cs/ww/en/ps/3RA2210-1ED15-2AP0>

Image database (product images, 2D dimension drawings, 3D models, device circuit diagrams, EPLAN macros, ...)

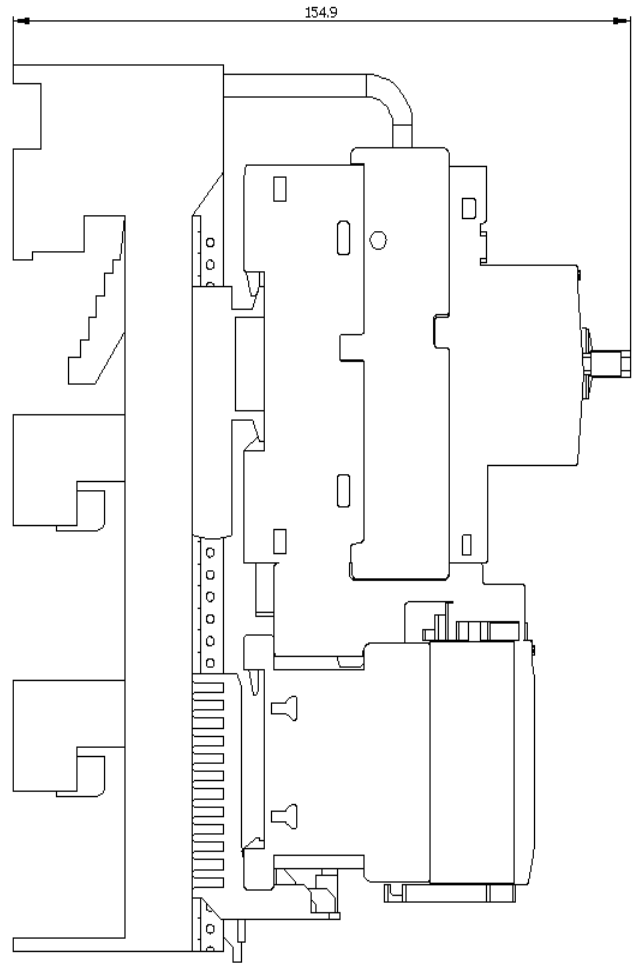
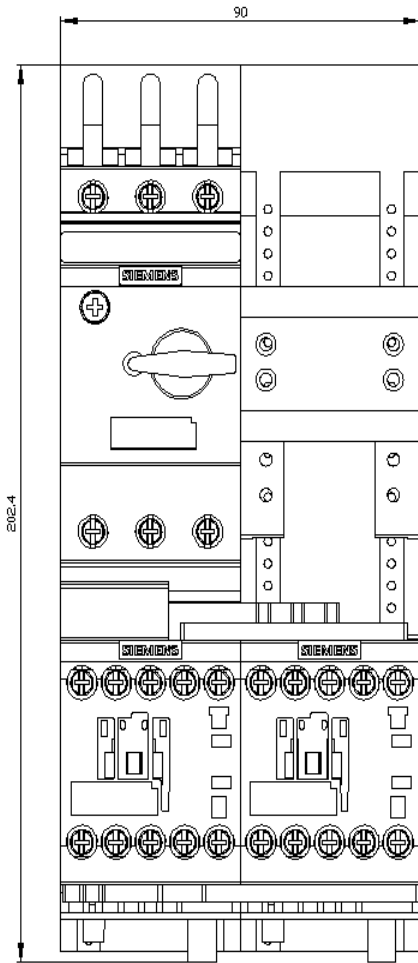
[http://www.automation.siemens.com/bilddb/cax\\_de.aspx?mlfb=3RA2210-1ED15-2AP0&lang=en](http://www.automation.siemens.com/bilddb/cax_de.aspx?mlfb=3RA2210-1ED15-2AP0&lang=en)

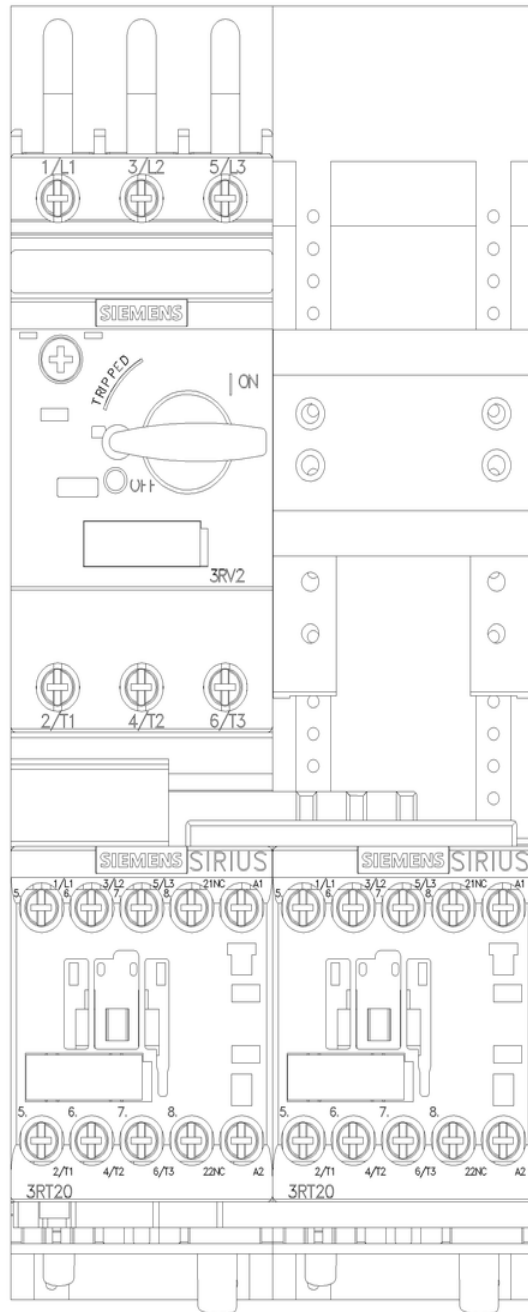
Characteristic: Tripping characteristics, I<sup>2</sup>t, Let-through current

<https://support.industry.siemens.com/cs/ww/en/ps/3RA2210-1ED15-2AP0/char>

Further characteristics (e.g. electrical endurance, switching frequency)

<http://www.automation.siemens.com/bilddb/index.aspx?view=Search&mlfb=3RA2210-1ED15-2AP0&objecttype=14&gridview=view1>





last modified:

2/16/2022 