

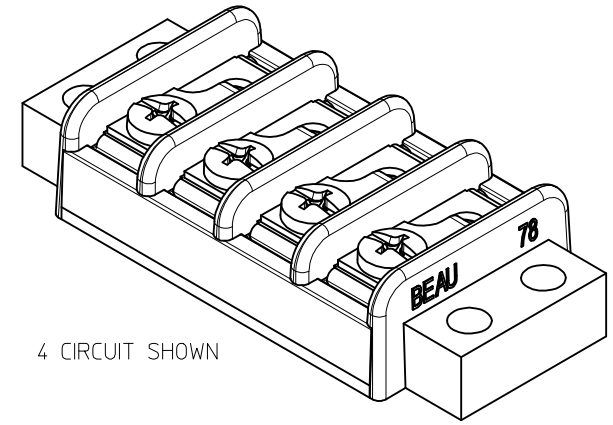
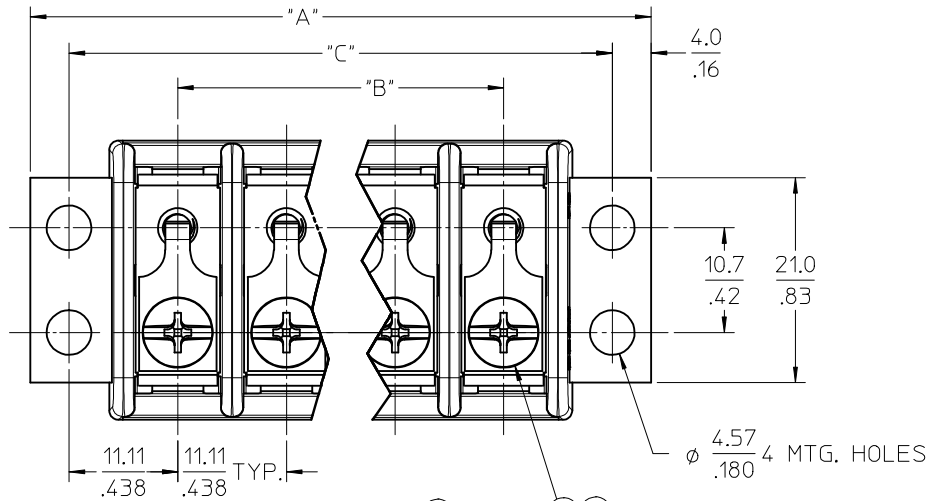
- NOTES:
1. MATERIAL: SEE TABLE
 2. FINISHES: SEE TABLE
 3. PRODUCT SPECIFICATION: NOT REQUIRED
 4. PACKAGING: NOT REQUIRED
 5. MATES WITH: N/A
 6. *XX*REFERS TO THE QUANTITY OF CIRCUITS.

6	XX	SCREW&WASHER, #6-32X.250 BHD, PH-SL (-50 OPT)	STEEL	ZN, CLEAR CHROMATE
5	XX	SCREW, #6-32X.250 PAN, PH-SL (-49 OPT)	BRASS	NICKEL PLATE
4	XX	SCREW, #6-32X.250 BHD, PHIL-SLOT (STD.)	STEEL	ZN, CLEAR CHROMATE
3	XX	TERMINAL, SOLDER Y	BRASS	TIN PLATE
2	XX	TERMINAL, PLATE	BRASS	NICKEL PLATE
1	1	INSULATOR, CB BTS, AS MO.	PBT, 30% GF	BLACK
ITEM	QTY.	DESCRIPTION	MATERIAL	FINISH

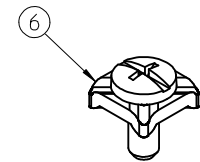
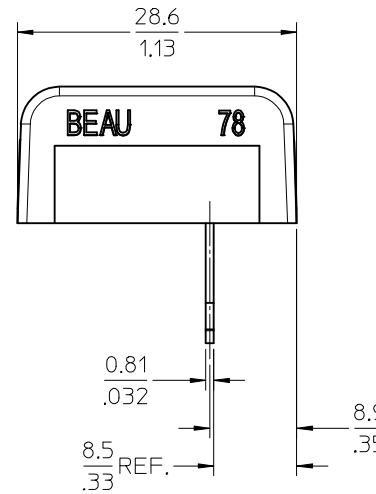
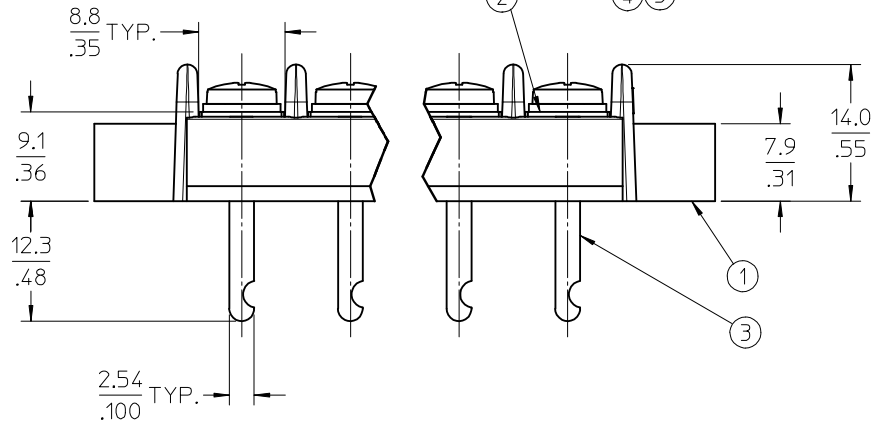
RELEASED EC NO: ETC2006-0251 DRW:NYORK 2006/02/17 CHKD:RDEROSS 2006/02/21 APPR:RDEROSS 2006/02/21 A	QUALITY SYMBOLS ▽=0 ▽=0	GENERAL TOLERANCES (UNLESS SPECIFIED)	DIMENSION STYLE MM/IN	SCALE 2:1	DESIGN UNITS INCH	THIRD ANGLE PROJECTION
		DRAFT WHERE APPLICABLE MUST REMAIN WITHIN DIMENSIONS	DRAWN BY C. YORK	DATE 2006/02/14	CHECKED BY R. DEROSS	DATE 2006/02/14
		4 PLACES ± --- ± .0002 3 PLACES ± 0.005 ± .005 2 PLACES ± 0.13 ± .01 1 PLACE ± 0.25 ± --- ANGULAR ± 1/2°	TITLE 11.11 [.438"] DR BTS ASSY, CB			
		SEE SHEET 2		MOLEX INCORPORATED		SHEET NO. 1 OF 2
		THIS DRAWING CONTAINS INFORMATION THAT IS PROPRIETARY TO MOLEX INCORPORATED AND SHOULD NOT BE USED WITHOUT WRITTEN PERMISSION				

NO. OF CIRC. "XX"	DIM. "A"		DIM. "B"		DIM. "C"		MATERIAL NO. (STD)	MATERIAL NO. (-49 OPT)	MATERIAL NO. (-50 OPT)
02	41.3	[1.62]	11.11	[.438]	33.34	[1.313]	38780-1102	38780-1202	38780-2602
03	52.4	[2.06]	22.23	[.875]	44.45	[1.750]	38780-1103	38780-1203	38780-2603
04	63.5	[2.50]	33.34	[1.313]	55.56	[2.188]	38780-1104	38780-1204	38780-2604
05	74.6	[2.94]	44.45	[1.750]	66.68	[2.625]	38780-1105	38780-1205	38780-2605
06	85.7	[3.37]	55.56	[2.188]	77.79	[3.063]	38780-1106	38780-1206	38780-2606
07	96.8	[3.81]	66.68	[2.625]	88.90	[3.500]	38780-1107	38780-1207	38780-2607
08	107.9	[4.25]	77.79	[3.063]	100.01	[3.938]	38780-1108	38780-1208	38780-2608
09	119.0	[4.69]	88.90	[3.500]	111.13	[4.375]	38780-1109	38780-1209	38780-2609
10	130.2	[5.12]	100.01	[3.938]	122.24	[4.813]	38780-1110	38780-1210	38780-2610
11	141.3	[5.56]	111.13	[4.375]	133.35	[5.250]	38780-1111	38780-1211	38780-2611
12	152.4	[6.00]	122.24	[4.813]	144.46	[5.688]	38780-1112	38780-1212	38780-2612
13	163.5	[6.44]	133.35	[5.250]	155.58	[6.125]	38780-1113	38780-1213	38780-2613
14	174.6	[6.87]	144.46	[5.688]	166.69	[6.563]	38780-1114	38780-1214	38780-2614
15	185.7	[7.31]	155.58	[6.125]	177.80	[7.000]	38780-1115	38780-1215	38780-2615
16	196.8	[7.75]	166.69	[6.563]	188.91	[7.438]	38780-1116	38780-1216	38780-2616
17	207.9	[8.19]	177.80	[7.000]	200.03	[7.875]	38780-1117	38780-1217	38780-2617
18	219.1	[8.62]	188.91	[7.438]	211.14	[8.313]	38780-1118	38780-1218	38780-2618
19	230.2	[9.06]	200.03	[7.875]	222.25	[8.750]	38780-1119	38780-1219	38780-2619
20	241.3	[9.50]	211.14	[8.313]	233.36	[9.188]	38780-1120	38780-1220	38780-2620
21	252.4	[9.94]	222.25	[8.750]	244.48	[9.625]	38780-1121	38780-1221	38780-2621
22	263.5	[10.37]	233.36	[9.188]	255.59	[10.063]	38780-1122	38780-1222	38780-2622
23	274.6	[10.81]	244.48	[9.625]	266.70	[10.500]	38780-1123	38780-1223	38780-2623
24	285.7	[11.25]	255.59	[10.063]	277.81	[10.938]	38780-1124	38780-1224	38780-2624
25	296.8	[11.69]	266.70	[10.500]	288.93	[11.375]	38780-1125	38780-1225	38780-2625
26	308.0	[12.12]	277.81	[10.938]	300.04	[11.813]	38780-1126	38780-1226	38780-2626
27	319.1	[12.56]	288.93	[11.375]	311.15	[12.250]	38780-1127	38780-1227	38780-2627
28	330.2	[13.00]	300.04	[11.813]	322.26	[12.688]	38780-1128	38780-1228	38780-2628
29	341.3	[13.44]	311.15	[12.250]	333.38	[13.125]	38780-1129	38780-1229	38780-2629
30	352.4	[13.87]	322.26	[12.688]	344.49	[13.563]	38780-1130	38780-1230	38780-2630

SEE SHEET 1 EC NO: ETC2006-0251 DRAWN BY: C. YORK 2006/02/17 CHKD: RDEROSS 2006/02/21 APPR: RDEROSS 2006/02/21	DESCRIPTION REV A	QUALITY SYMBOLS	GENERAL TOLERANCES (UNLESS SPECIFIED)	DIMENSION STYLE	SCALE	DESIGN UNITS	THIRD ANGLE PROJECTION	
		$\nabla=0$ $\nabla=0$	mm INCH 4 PLACES \pm --- \pm .0002 3 PLACES \pm 0.005 \pm .005 2 PLACES \pm 0.13 \pm .01 1 PLACE \pm 0.25 \pm --- ANGULAR \pm 1/2°	MM/IN	2:1	INCH	DRAWN BY: C. YORK DATE: 2006/02/14 CHECKED BY: R. DEROSS DATE: 2006/02/14 APPROVED BY: R. DEROSS DATE: 2006/02/14	TITLE: 11.11 [.438"] DR BTS ASSY, CB MOLEX INCORPORATED
		DRAFT WHERE APPLICABLE MUST REMAIN WITHIN DIMENSIONS	SEE CHART	MATERIAL NO.	DOCUMENT NO.	SHEET NO.		
				SIZE B	THIS DRAWING CONTAINS INFORMATION THAT IS PROPRIETARY TO MOLEX INCORPORATED AND SHOULD NOT BE USED WITHOUT WRITTEN PERMISSION			



4 CIRCUIT SHOWN



REF. -50 OPT. SCREW (WHERE APPLICABLE)

NOTES:

1. MATERIAL: SEE TABLE
2. FINISHES: SEE TABLE
3. PRODUCT SPECIFICATION: NOT REQUIRED
4. PACKAGING: NOT REQUIRED
5. MATES WITH: N/A
6. *XX*REFERS TO THE QUANTITY OF CIRCUITS.

6	XX	SCREW&WASHER, #6-32X.250 BHD, PH-SL (-50 OPT)	STEEL	ZN, CLEAR CHROMATE
5	XX	SCREW, #6-32X.250 PAN, PH-SL (-49 OPT)	BRASS	NICKEL PLATE
4	XX	SCREW, #6-32X.250 BHD, PHIL-SLOT (STD.)	STEEL	ZN, CLEAR CHROMATE
3	XX	TERMINAL, SOLDER Y	BRASS	TIN PLATE
2	XX	TERMINAL, PLATE	BRASS	NICKEL PLATE
1	1	INSULATOR, CB BTS, AS MO.	PBT, 30% GF	BLACK
ITEM	QTY.	DESCRIPTION	MATERIAL	FINISH

RELEASED
 EC NO: ETC2006-0251
 DRW:NYORK 2006/02/17
 CHKD:RDEROSS 2006/02/21
 APPR:RDEROSS 2006/02/21

QUALITY SYMBOLS
 ▼=0
 ▽=0

GENERAL TOLERANCES (UNLESS SPECIFIED)	
4 PLACES	± .0002
3 PLACES	± .0005
2 PLACES	± .01
1 PLACE	± .25
ANGULAR ± 1/2°	
DRAFT WHERE APPLICABLE MUST REMAIN WITHIN DIMENSIONS	

DIMENSION STYLE	
MM/IN	
DRAWN BY	DATE
C. YORK	2006/02/14
CHECKED BY	DATE
R. DEROSS	2006/02/14
APPROVED BY	DATE
R. DEROSS	2006/02/14
MATERIAL NO.	
SEE SHEET 2	

SCALE	DESIGN UNITS	THIRD ANGLE PROJECTION
2:1	INCH	☉ □
TITLE		
11.11 [.438"] DR BTS ASSY, CB		
MATERIAL NO.		
SEE SHEET 2		
DOCUMENT NO.		SHEET NO.
SD-38780-002		1 OF 2
THIS DRAWING CONTAINS INFORMATION THAT IS PROPRIETARY TO MOLEX INCORPORATED AND SHOULD NOT BE USED WITHOUT WRITTEN PERMISSION		

NO. OF CIRC. "XX"	DIM. "A"		DIM. "B"		DIM. "C"		MATERIAL NO. (STD)	MATERIAL NO. (-49 OPT)	MATERIAL NO. (-50 OPT)
02	41.3	[1.62]	11.11	[.438]	33.34	[1.313]	38780-1102	38780-1202	38780-2602
03	52.4	[2.06]	22.23	[.875]	44.45	[1.750]	38780-1103	38780-1203	38780-2603
04	63.5	[2.50]	33.34	[1.313]	55.56	[2.188]	38780-1104	38780-1204	38780-2604
05	74.6	[2.94]	44.45	[1.750]	66.68	[2.625]	38780-1105	38780-1205	38780-2605
06	85.7	[3.37]	55.56	[2.188]	77.79	[3.063]	38780-1106	38780-1206	38780-2606
07	96.8	[3.81]	66.68	[2.625]	88.90	[3.500]	38780-1107	38780-1207	38780-2607
08	107.9	[4.25]	77.79	[3.063]	100.01	[3.938]	38780-1108	38780-1208	38780-2608
09	119.0	[4.69]	88.90	[3.500]	111.13	[4.375]	38780-1109	38780-1209	38780-2609
10	130.2	[5.12]	100.01	[3.938]	122.24	[4.813]	38780-1110	38780-1210	38780-2610
11	141.3	[5.56]	111.13	[4.375]	133.35	[5.250]	38780-1111	38780-1211	38780-2611
12	152.4	[6.00]	122.24	[4.813]	144.46	[5.688]	38780-1112	38780-1212	38780-2612
13	163.5	[6.44]	133.35	[5.250]	155.58	[6.125]	38780-1113	38780-1213	38780-2613
14	174.6	[6.87]	144.46	[5.688]	166.69	[6.563]	38780-1114	38780-1214	38780-2614
15	185.7	[7.31]	155.58	[6.125]	177.80	[7.000]	38780-1115	38780-1215	38780-2615
16	196.8	[7.75]	166.69	[6.563]	188.91	[7.438]	38780-1116	38780-1216	38780-2616
17	207.9	[8.19]	177.80	[7.000]	200.03	[7.875]	38780-1117	38780-1217	38780-2617
18	219.1	[8.62]	188.91	[7.438]	211.14	[8.313]	38780-1118	38780-1218	38780-2618
19	230.2	[9.06]	200.03	[7.875]	222.25	[8.750]	38780-1119	38780-1219	38780-2619
20	241.3	[9.50]	211.14	[8.313]	233.36	[9.188]	38780-1120	38780-1220	38780-2620
21	252.4	[9.94]	222.25	[8.750]	244.48	[9.625]	38780-1121	38780-1221	38780-2621
22	263.5	[10.37]	233.36	[9.188]	255.59	[10.063]	38780-1122	38780-1222	38780-2622
23	274.6	[10.81]	244.48	[9.625]	266.70	[10.500]	38780-1123	38780-1223	38780-2623
24	285.7	[11.25]	255.59	[10.063]	277.81	[10.938]	38780-1124	38780-1224	38780-2624
25	296.8	[11.69]	266.70	[10.500]	288.93	[11.375]	38780-1125	38780-1225	38780-2625
26	308.0	[12.12]	277.81	[10.938]	300.04	[11.813]	38780-1126	38780-1226	38780-2626
27	319.1	[12.56]	288.93	[11.375]	311.15	[12.250]	38780-1127	38780-1227	38780-2627
28	330.2	[13.00]	300.04	[11.813]	322.26	[12.688]	38780-1128	38780-1228	38780-2628
29	341.3	[13.44]	311.15	[12.250]	333.38	[13.125]	38780-1129	38780-1229	38780-2629
30	352.4	[13.87]	322.26	[12.688]	344.49	[13.563]	38780-1130	38780-1230	38780-2630

SEE SHEET 1 EC NO: ETC2006-0251 DRAWN: CYORK 2006/02/17 CHKD: RDEROSS 2006/02/21 APPR: RDEROSS 2006/02/21	DESCRIPTION A	QUALITY SYMBOLS ▽=0 ▽=0	GENERAL TOLERANCES (UNLESS SPECIFIED) mm INCH 4 PLACES ± --- ± .0002 3 PLACES ± 0.005 ± .005 2 PLACES ± 0.13 ± .01 1 PLACE ± 0.25 ± --- ANGULAR ± 1/2°	DIMENSION STYLE MM/IN DRAWN BY DATE C. YORK 2006/02/14 CHECKED BY DATE R. DEROSS 2006/02/14 APPROVED BY DATE R. DEROSS 2006/02/14	SCALE 2:1 DESIGN UNITS INCH THIRD ANGLE PROJECTION	TITLE 11.11 [.438"] DR BTS ASSY, CB
		DRAFT WHERE APPLICABLE MUST REMAIN WITHIN DIMENSIONS	MATERIAL NO. SEE CHART	MOLEX INCORPORATED	DOCUMENT NO. SD-38780-002	SHEET NO. 2 OF 2
		THIS DRAWING CONTAINS INFORMATION THAT IS PROPRIETARY TO MOLEX INCORPORATED AND SHOULD NOT BE USED WITHOUT WRITTEN PERMISSION				
		SIZE B				