











C 091 D+ Characteristics

General Characteristics	Standard	Characteristics									
Number of contacts		3	4	5	5	6	7	7	8	12	14
View on termination side of male contact insert											
Contact arrangement	DIN EN 61076-2-106	03-a ✓	04-a ✓	05-a ✓	05-b ✓	06-a ✓	07-a ✓	07-b ✓	08-a ✓	12-a ✓	14-a ✓
Contact arrangement	IEC 60130-9 ¹⁾	✓	✓		✓	✓		✓	✓		
Electrical Characteristics											
Rated voltage ²⁾	IEC 60664-1	150 V ≈			100 V ≈				32 V ≈		
Rated impulse withstand voltage ²⁾	IEC 60664-1	2500 V			1500 V				800 V		
Pollution degree ²⁾	IEC 60664-1					3 ³⁾					
Installation category	IEC 60664-1					III					
Insulation group	IEC 60664-1					II					
Current rating	IEC 60512-5-2 UL 1977	10 A / + 40 °C			7 A / + 40 °C				3 A / + 40 °C		
Insulation resistance	IEC 60512-3-1					> 10 ¹⁰ Ω ⁴⁾					
Contact resistance	IEC 60512-2-1					< 5 m Ω					
Climatic Characteristics											
Climatic category	IEC 60668-1					40 / 100 / 21					
Temperature range	IEC 60668-1					- 40 °C ... + 100 °C					
Salt Spray Resistance	DIN IEC 60068-2-11, Test Ka					720h					
Mechanical Characteristics											
IP-degree	IEC 60529	IP68 (in mated condition)									
Insertion and withdrawal forces	IEC 60512-13-2	25 N 90.oz	30 N 110.oz	35 N 125.oz	50 N 180.oz	50 N 180.oz	60 N 220.oz	50 N 180.oz			
Mechanical operation	IEC 60512-9-1	Silver ≥ 500 mating cycles Gold ≥ 1000 mating cycles									
Materials											
Housing material		Zinc die cast, nickel plated									
Dielectric material		thermoplastic									
Sealing material		chloroprene									
Contact plating		silver plated / gold plated ⁵⁾									
Further Characteristics											
Termination technique		solder, crimp									
Wire gauge		solder: ≤ 0,5 mm ² / 20 AWG crimp: 2 - 6 pol (excluding 5S): 0,09 - 1,00 mm ² / 28 - 18 AWG crimp: 5S, 7, 7S and 8-pol.: 0,09 - 0,75 mm ² / 28 - 20 AWG							solder: ≤ 0,25 mm ² / 24 AWG crimp: 0,09-0,25 mm ² / 28 - 24 AWG		
Flammability		UL 94 V0									
Locking system	IEC 60130-9	metal screw coupling; tightening torque 0,5 - 0,7 Nm									

Caution: Do not connect or disconnect under load. Metal housing parts shall be securely incorporated to protected ground.

¹⁾ Edition 2000-05

²⁾ values in brackets are according to DIN EN 61076-2-106

³⁾ designed acc. pollution degree 2; can be used under pollution degree 3 when the rules of IEC 60644-1 are fulfilled

⁴⁾ under operating conditions >10⁹ Ω

⁵⁾ Remark for gold plated contacts: In order to avoid brittle inter-metallic connections, gold-plated terminals have to be tin-plated in the solder area.

IEC 60 664 ≙ DIN VDE 0110 ; IEC 60 512-x ≙ DIN EN 60 512-x; IEC 60 130-9 ≙ DIN EN 60 130-9; IEC 61076-2-106 ≙ DIN EN 61076-2-106