

Data sheet | Item number: 788-177

Basic relay; Nominal input voltage: 115 VAC; 2 changeover contacts; Limiting continuous current: 8 A; with gold contacts; Module width: 13 mm; Module height: 15 mm

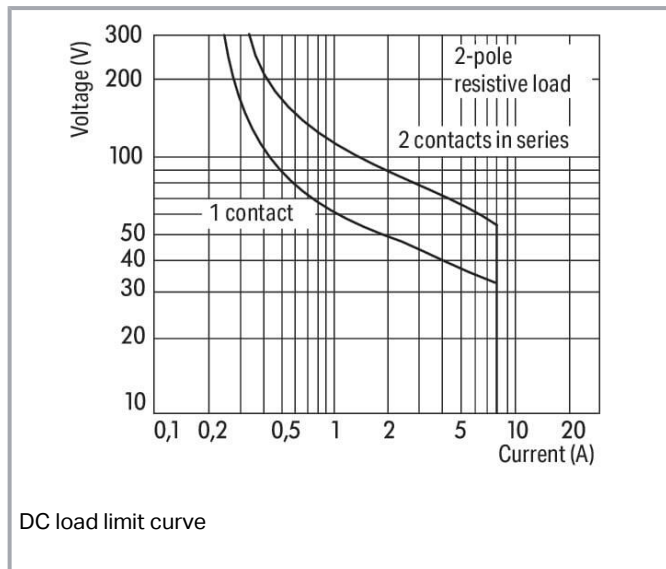
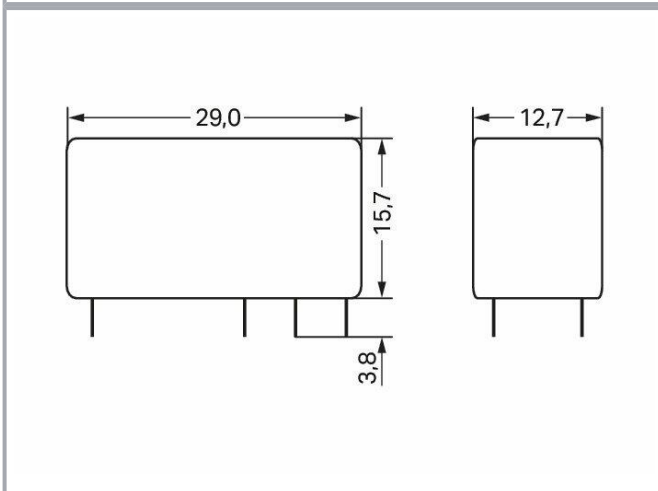
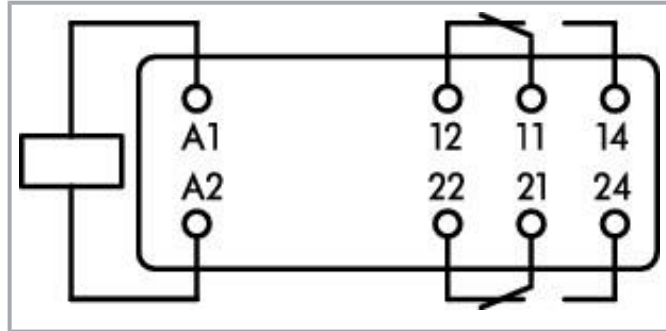


www.wago.com/788-177



i Picture differs from the item.

Similar to picture



DC load limit curve

Subject to changes. Please also observe the further product documentation!

WAGO GmbH & Co. KG
Hansastr. 27
32423 Minden
Phone: +49571 887-0 | Fax: +49571 887-169
Email: info.de@wago.com | Web: www.wago.com

Do you have any questions about our products?
We are always happy to take your call at +49 (571) 887-44222.

**Data****Notes**

Note

To prevent damaging the gold layer, 30 VDC switching voltages and 50 mA currents must not be exceeded. Higher switching power eventually evaporates the gold layer. The resulting deposits in the housing may reduce service life.

Technical data**Control Circuit**

Nominal input voltage U_N	AC 115 V
Nominal input current at U_N	12 mA

Load circuit

Number of changeover/switchover contacts	2
Contact material (relay)	AgNi + Au
Limiting continuous current	8 A
Switching voltage (max.)	AC 250 V
Switching power (resistive) max.	AC 2000 VA; DC (see load limit curve)
Switching capacity	AC-15: 3 A / AC 250 V; DC-13: 2 A / DC 24 V
Recommended minimum load	5 V / 2 mA / 50 mW
Pull-in time (typ.)	7 ms
Drop-out time (typ.)	3 ms
Electrical life (NO; resistive load; 23 °C)	10 x 10 ³ switching operations
Mechanical life	30 x 10 ⁶ switching operations

Safety and protection

Dielectric strength (control/load circuit) (AC, 1 min)	5 kVrms
Dielectric strength (open contact) (AC, 1 min)	1 kVrms
Dielectric strength (load/load circuit) (AC, 1 min)	2.5 kVrms
Protection type	IP40

Physical data

Width	12.7 mm / 0.5 inches
-------	----------------------

Subject to changes. Please also observe the further product documentation!

WAGO GmbH & Co. KG

Hansastr. 27

32423 Minden

Phone: +49571 887-0 | Fax: +49571 887-169

Email: info.de@wago.com | Web: www.wago.com

Do you have any questions about our products?

We are always happy to take your call at +49 (571) 887-44222.



Height from the surface	15.7 mm / 0.618 inches
Depth	29 mm / 1.142 inches

Mechanical data

Mounting type	Pluggable module
---------------	------------------

Material Data

Weight	12.6 g
--------	--------

Environmental requirements

Ambient temperature (operation at U_N)	-40 ... +70 °C
Ambient temperature (storage)	-40 ... +85 °C

Standards and specifications

Standards/specifications	EN 61810-1
--------------------------	------------

Commercial data

Product Group	6 (INTERFACE ELECTRONIC)
eCl@ss 10.0	27-37-16-01
eCl@ss 9.0	27-37-16-01
ETIM 8.0	EC001437
ETIM 7.0	EC001437
PU (SPU)	20 pcs
Packaging type	box
Country of origin	DE
GTIN	4050821867890
Customs tariff number	85364900990

Environmental Product Compliance

RoHS Compliance Status	Compliant, No Exemption
------------------------	-------------------------

Optional accessories

Sockets

Socket without relay

Subject to changes. Please also observe the further product documentation!



Item no.: 788-102

Relay socket; 2 changeover contacts; for 15 mm basic relays; gray

www.wago.com/788-102

Downloads

Documentation

Bid Text

788-177	2019 Feb 20	docx	Download
docx - Datei		17.3 kB	

788-177	2019 Feb 19	xml	Download
X81 - Datei		4.1 kB	

Additional Information

Disposal and Recycling	V 1.1.0	pdf	Download
Electrical and electronic equipment, Batteries, Packaging	2022 Aug 18	2.2 MB	

CAD/CAE-Data

CAE data

WSCAD Universe 788-177		URL	Download
------------------------	--	-----	----------

Environmental Product Compliance

Compliance Search

Environmental Product Compliance 788-177		URL	Download
Basic relay; Nominal input voltage: 115 VAC; 2 changeover contacts; Limiting continuous current: 8 A; with gold contacts; Module width: 13 mm; Module height: 15 mm			

Installation Notes

Subject to changes. Please also observe the further product documentation!