



COAXIAL

Adapter, SMA-F to SMA-F

SF-SF50+

50Ω DC to 18 GHz

FEATURES

- Flat response
- Excellent VSWR, 1.10:1 typ. up to 12.4 GHz and 1.15:1 typ. up to 18 GHz
- Low cost adapters, available from stock
- Rugged stainless steel body

APPLICATIONS

- Interconnection of RF cables and equipment



Generic photo used for illustration purposes only

Model No.	SF-SF50+
Case Style	DJ952
Connectors	SMA-F to SMA-F

+RoHS Compliant

The +Suffix identifies RoHS Compliance. See our web site for RoHS Compliance methodologies and qualifications

ELECTRICAL SPECIFICATIONS AT 25°C

Parameter	Frequency (GHz)	Min.	Typ.	Max.	Units
Frequency Range		DC		18	GHz
Insertion Loss	DC - 18	—	0.1	—	dB
VSWR	DC-8	—	—	1.15	:1
	DC-12.4	—	—	1.25	
	DC-18	—	—	1.40	

MAXIMUM RATINGS

Parameter	Ratings
Operating temperature	-55°C to 100°C
Storage temperature	-55°C to 100°C

Permanent damage may occur if any of these limits are exceeded.

REV. D
ECO-012138
SF-SF50+
MCL NY
220301



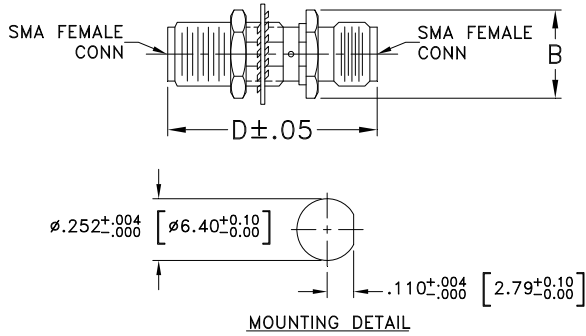


COAXIAL

Adapter, SMA-F to SMA-F

SF-SF50+

OUTLINE DRAWING

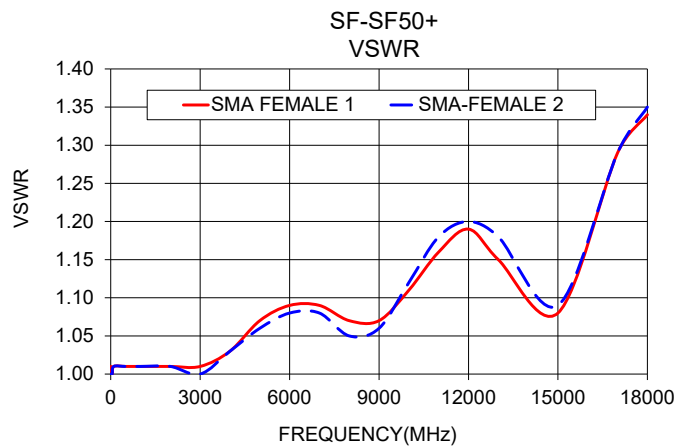
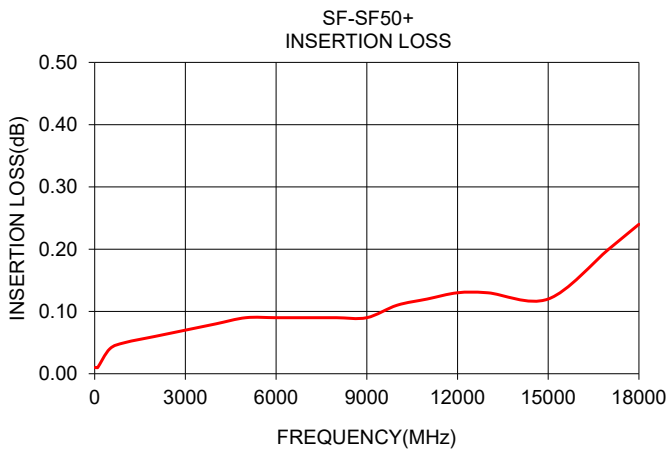


OUTLINE DIMENSIONS (Inch mm)

A	B	C	D	E	wt
--	.36	--	.87	--	grams
--	9.14	--	22.10	--	3.6

TYPICAL PERFORMANCE DATA

Frequency (MHz)	Insertion Loss (dB)	VSWR (:1)	
		SMA-FEMALE	SMA-FEMALE
10	0.01	1.01	1.00
50	0.01	1.00	1.00
100	0.01	1.01	1.01
500	0.04	1.01	1.01
1000	0.05	1.01	1.01
2000	0.06	1.01	1.01
3000	0.07	1.01	1.00
4000	0.08	1.03	1.03
5000	0.09	1.07	1.06
6000	0.09	1.09	1.08
7000	0.09	1.09	1.08
8000	0.09	1.07	1.05
9000	0.09	1.07	1.06
10000	0.11	1.11	1.12
11000	0.12	1.16	1.18
12000	0.13	1.19	1.20
13000	0.13	1.15	1.18
15000	0.12	1.08	1.09
17000	0.20	1.29	1.29
18000	0.24	1.34	1.35



- NOTES**
- A. Performance and quality attributes and conditions not expressly stated in this specification document are intended to be excluded and do not form a part of this specification document.
 - B. Electrical specifications and performance data contained in this specification document are based on Mini-Circuit's applicable established test performance criteria and measurement instructions.
 - C. The parts covered by this specification document are subject to Mini-Circuits standard limited warranty and terms and conditions (collectively, "Standard Terms"); Purchasers of this part are entitled to the rights and benefits contained therein. For a full statement of the standard. Terms and the exclusive rights and remedies thereunder, please visit Mini-Circuits' website at www.minicircuits.com/MCLStore/terms.jsp

