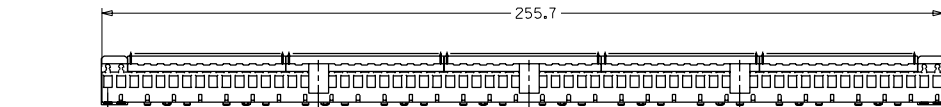


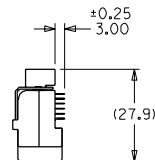
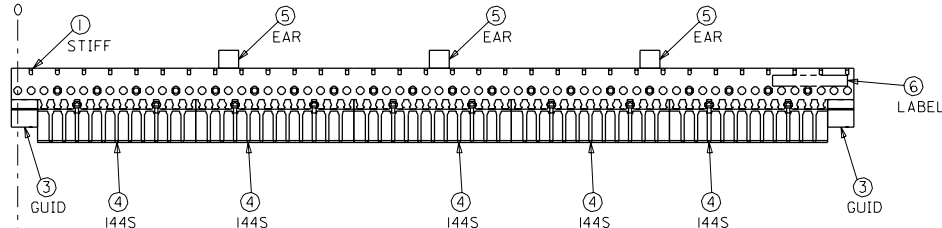
CUSTOMER : IBM

73670

ITEM	QTY	PART NUMBER	DESCRIPTION
1	1	73664-0256	STIFFENER
2	5	73726-0000	MOUNTING SCREW
3	2	73660-8000	GUIDE MODULE, UNPOLARIZED
4	5	73632-1020	I44 POS. SIGNAL, SHIELDED
5	3	73665-0000	MOUNTING EAR
6	1	73728-0000	CUSTOM LABEL



1.85  
SEE NOTE 2



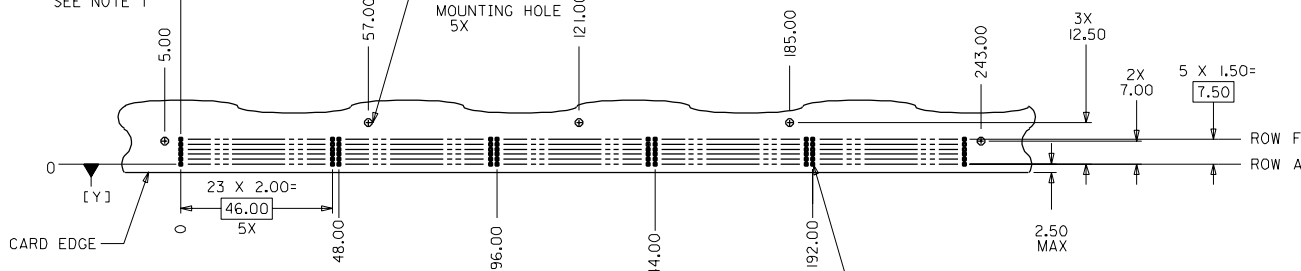
FIXED SHIELD LOCATIONS (■)

POSITION I, ROW A  
DETAIL "A"  
FIXED SHIELD LOCATIONS

[REF] →  
7.00  
SEE NOTE 1

[J•NØ.30M•X•Y]

N 2.55 UNPLATED  
2.35  
MOUNTING HOLE  
5X



DAUGHTERCARD HOLE PATTERN AS VIEWED FROM CONNECTOR SIDE

- NOTES: 1. DISTANCE FROM "REF" PLANE TO FIRST SIGNAL CONTACT.  
2. DISTANCE FROM "REF" PLANE TO LEFT END OF STIFFENER.  
3. DIMENSIONS ARE IN MILLIMETERS.  
4. THIS PRODUCT CONFORMS TO MOLEX PRODUCT SPECIFICATION PS-73670-9999.  
5. NON-TOLERANCED DIMENSIONS ARE BASIC.  
6. PLATING: SELECTIVE GOLD (Au) IN CONTACT AREA, 0.00076mm MIN. THICKNESS, SELECTIVE TIN/LEAD (Pb/Sn) ON PCB TAILS, 0.00254mm MIN. THICKNESS, NICKEL OVERALL.  
7. PACKAGED PER PK-70873-0820.

MFG. SH. REV. LTR. REVISIONS

RELEASED FOR PROD  
PER ECR #J81159  
BINGHAM 97/11/11

DIMENSIONS SHOWN METRIC (INCH)		UNLESS OTHERWISE SPECIFIED TOLERANCES ANGULAR ± 1/2°		REVISIONS	
3 PLACE	± N/A	---	---		
2 PLACE	± N/A	---	---		
1 PLACE	---	---	---		
TITLE		HDM PLUS DAUGHTERCARD SALES ASSEMBLY		DATE 97/11/11	
PART NO. 73670-0085		DRWG. NO. SDA-73670-0085		SHEET NO. 1 OF 1	
MFG. SH. REV. LTR. REVISIONS		MFG. SH. REV. LTR. REVISIONS		MFG. SH. REV. LTR. REVISIONS	
DRAWN BY JPB		CHKD. BY SMR		FILE NAME S7367085.DWG	
APP'D. CAB		SCALE 1:1		THIS DRAWING CONTAINS INFORMATION THAT IS PROPRIETARY TO MOLEX INC. AND SHOULD NOT BE USED WITHOUT WRITTEN PERMISSION.	