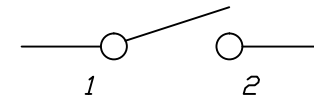
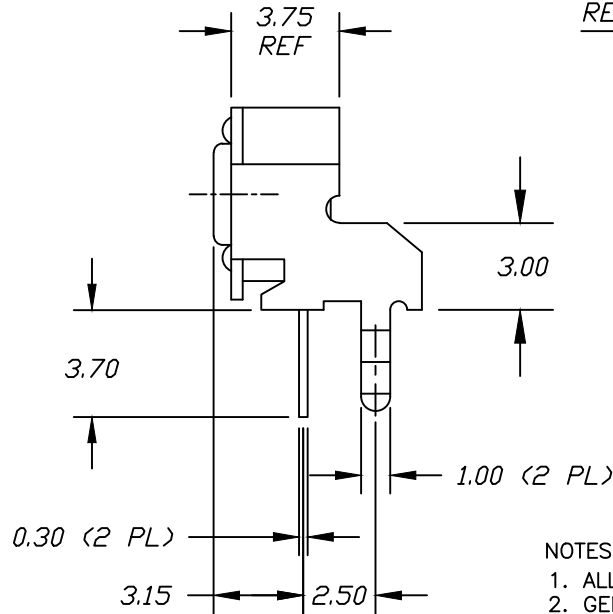
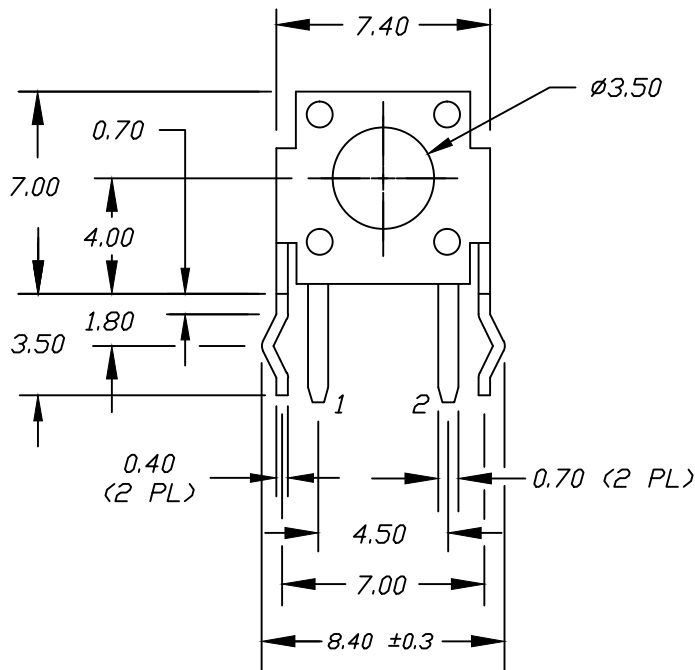


RECOMMENDED PCB LAYOUT



CIRCUIT: SPST



NOTES:

1. ALL DIMENSIONS IN MM
2. GENERAL TOLERANCE: 0.00=±0.25
3. TERM. NOS. FOR REF. ONLY
4. RATING: 50mA @12V DC
5. TRAVEL: 0.25±0.1mm
6. CONTACT RESISTANCE: 100 ohms max.
7. MATERIAL: STEM & BODY: PPS
8. 2011/65/EU (ROHS) COMPLIANT
9. CONTACT MATERIAL: SILVER
10. OPERATING FORCE: 250±50gf

C	22850	add 3.70 terminal dim.	5/26/17	MW
B	18677	LEG TOLERANCE WAS +/-0.1	10/9/09	BLR
A		RELEASED FOR PRODUCTION	8/18/98	MM
REV.	PCR	DESCRIPTION	DATE	CHKD

THE INFORMATION CONTAINED IN THIS DOCUMENT IS PROPRIETARY TO E-SWITCH AND IS NOT TO BE COPIED OR TRANSFERRED



TITLE					TL 1105 W F250 Q (STD BRKT)				
SCALE	4:1	DATE	10/9/09	DR	BLR	DWG	P021219	REV	C