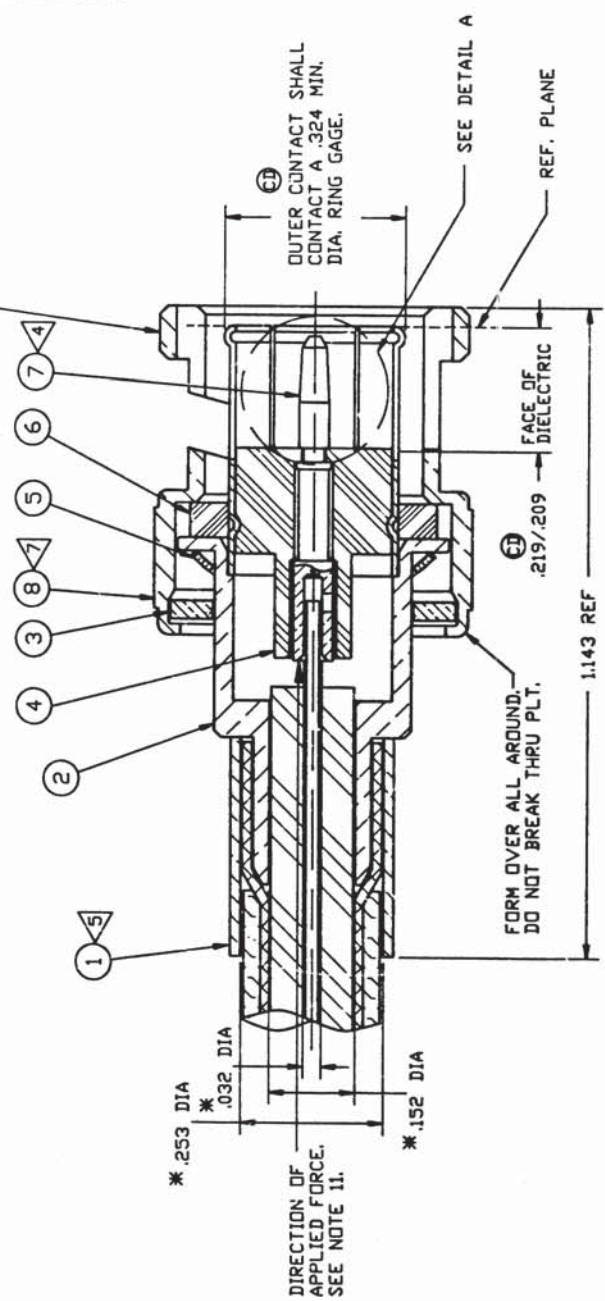


DO NOT SCALE THIS DRAWING

REVISIONS

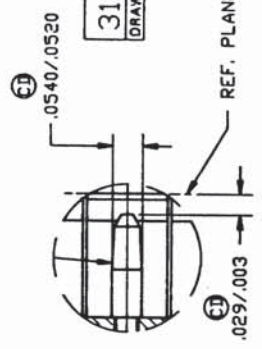
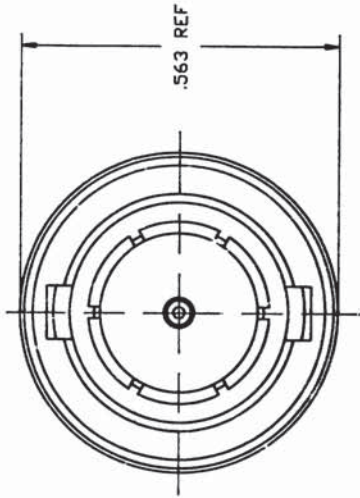
SYM	DESCRIPTION	DATE	E.C.O. NO.	APPR.
A	OFFICIAL ENG. RELEASE TO MFG.	1/13/89	35077	RM
G	ITEM 7 WAS 31-11245-2	2/15/91	37967	DR
H	TRIMMED BAG FROM DIELECTRIC IN CABLE STRIPPING DIM	3-21-91	38025	JL
J	'ALCATEL' WAS 'ROCKWELL'; REV IN ALCATEL WAS BF	2-12-92	38734	DR
K	ADDED CRITICAL DIMENSION TO NOTE 6 & 11	3/6/92	38651	DR
L	DELETED ALCATEL REV; ADDED 349-50559	7/2/92	39044	JM/
M	ADDED NOTE 12 & 13 - CABLE ENTRY DIM - PLATE LETTERS CHANGED NOTE 0 REMOVED NOTE 2 & 3.	10/1/92	39185	DR

STAMP 'AMPHENDL 31-70030' IN 3/64 HIGH DEPRESSED CHARACTERS.



NOTES:

- PLATING MUST CONFORM TO AMPHENDL SPEC. 349-50560. CONTACT IS GOLD PLATED, ALL OTHER METAL PARTS ARE ASTROPLATED (REF).
- CUSTOMER NOTE: WHEN SOLDERING CONTACT TO CABLE, ROSSIN CORE SOFT SOLDER PER QQ-N-571 Sn60 IS RECOMMENDED.
- WHEN CRIMPING USE AMPHENDL TOOL 227-944 (M22520/5-01) AND DIE SET 227-980-1, CAVITY 'B' (M22520/5-01).
- CRIMP WITH AMPHENDL TOOL 227-944 (M22520/5-01) AND DIE SET 227-980-1, CAVITY 'A' (M22520/5-01).
- AXIAL FORCE APPLIED IN DIRECTION SHOWN WITH NO EVIDENCE OF MOVEMENT. .219/.209 DIM MUST BE MET.
- COUPLING NUT (ITEM 8) SHALL WITHSTAND A PULL OF 100 LBS WHEN MATED WITH A RIGIDLY HELD JACK.
- PACKAGE THIS CONNECTOR IN ANTI-STATIC BAG, PER ROCKWELL SPEC 580-6051 PARA 4.2.
- CABLES: ROCKWELL 425-0893-000, 425-0221-010 AND ROCKWELL 425-1680-030.
- INDICATES CRITICAL DIMENSIONS, REQUIRING OPERATOR(SPC) VERIFICATION.
- MIN AXIAL FORCE (ITEM 7) SHALL WITHSTAND A 6 LB. OF THE CONNECTOR.
- ITEMS 1 & 7 WILL BE PACKAGED LOOSE.
- ASTERISK (*) INDICATES CABLE ENTRY DIM'S.



DETAIL A

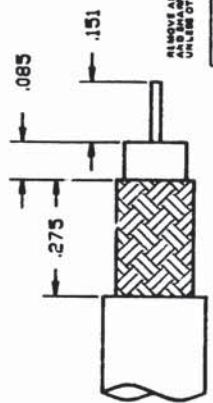
QTY	DESCRIPTION	CODE	FINISH
1	8 COUPLING NUT		NOTE 1
1	7 CONTACT, MALE		NOTE 1
1	6 GASKET		
1	5 SPRING WASHER		SEE COMP.
1	4 INSULATOR		
1	3 WASHER		NOTE 1
1	2 BODY/OUTER CONTACT S/A		NOTE 1
1	1 FERRULE		NOTE 1

LIST OF MATERIAL

DATE	DATE	DATE	DATE
8-2-90	1-6-89	1-6-89	1-13-90
8-2-90	1-6-89	1-6-89	1-13-90
8-2-90	1-6-89	1-6-89	1-13-90
8-2-90	1-6-89	1-6-89	1-13-90

HI-DEPT 611 \BNC\031\ASSY\70030

DATE	DATE	DATE	DATE
8-2-90	1-6-89	1-6-89	1-13-90
8-2-90	1-6-89	1-6-89	1-13-90
8-2-90	1-6-89	1-6-89	1-13-90
8-2-90	1-6-89	1-6-89	1-13-90



RECOMMENDED CABLE STRIPPING DIM'S

ALWAYS USE THE CORRECT STRIPPING TOOL TO STRIP THE CABLE. THE STRIPPING TOOL SHOULD BE USED TO STRIP THE CABLE TO THE CORRECT DIMENSIONS. THE STRIPPING TOOL SHOULD BE USED TO STRIP THE CABLE TO THE CORRECT DIMENSIONS. THE STRIPPING TOOL SHOULD BE USED TO STRIP THE CABLE TO THE CORRECT DIMENSIONS.

REFER BILL OF MAT'L

74888 C 31-70030

Amphenol Corporation
RF/Microwave Operations
Danbury, Conn. U.S.A.