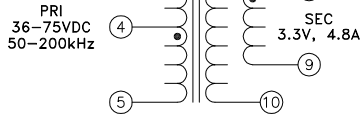
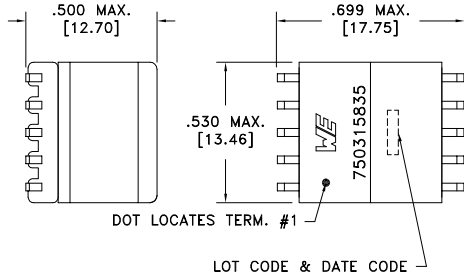
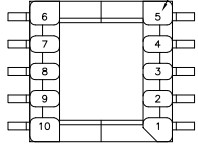


CUSTOMER TERMINAL	RoHS	LEAD(Pb)-FREE
Sn96%, Ag4%	Yes	Yes

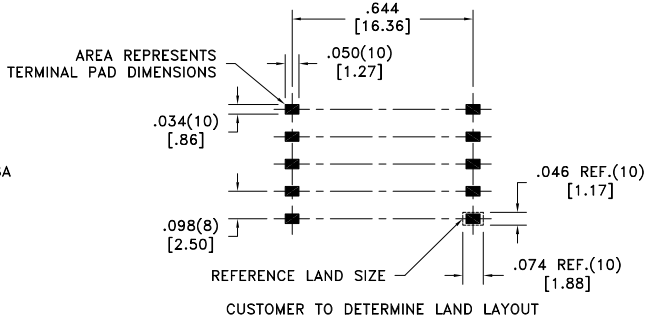


TERM. NO.'s FOR REF. ONLY



Customer to tie terminals 6&7 and 9&10 on PC board.

Application of the transformer allows for the leadwires between terminals 6&7 and 9&10 to solder bridge.



ELECTRICAL SPECIFICATIONS @ 25°C unless otherwise noted:

PARAMETER	TEST CONDITIONS	VALUE
6C D.C. RESISTANCE	3-5 @20°C	0.13 ohms ±15%
6C D.C. RESISTANCE	7-9 tie(6+7, 9+10) @20°C	0.006 ohms max.
INDUCTANCE	3-5 10kHz, 100mVAC, Ls	40.0uH ±10%
SATURATION CURRENT	3-5 20% rolloff from initial	3.2A
LEAKAGE INDUCTANCE	3-5 tie(7+9), 100kHz, 100mVAC, Ls	1uH typ., 2uH max.
DIELECTRIC	3-7 1875VAC, 1 second	1500VAC, 1 minute
URNS RATIO	(3-5):(6-9), tie(6+7, 9+10)	8:1, ±1%

GENERAL SPECIFICATIONS:

OPERATING TEMPERATURE RANGE: -40°C to +125°C including temp rise.

Designed to comply with the following requirements as defined by IEC60950-1, EN60950-1, UL60950-1/CSA60950-1 and AS/NZS60950.1:

- Functional insulation for a primary circuit at a working voltage of 265Vrms, 400Vpeak, Overvoltage Category II.

6C Qualified to AEC-Q200.

Wire insulation & RoHS status not affected by wire color.
Wire insulation color may vary depending on availability.

REV.	DATE	Packaging Specifications Method: Tape & Reel PKG-0499 www.we-online.com/midcom		Tolerances unless otherwise specified: Angles: ±1° Fractions: ±1/64 Decimals: ±.005 [.13] Footprint: ±.005 [.13]	DRAWING TITLE TRANSFORMER	PART NO. 750315835
6C	1/18					
6B	10/16					
6A	6/16	SEE REVISION SHEET FOR REVISION LEVEL		This drawing is dual dimensioned. Dimensions in brackets are in millimeters.	eiSos p/n: 750315835	SPECIFICATION SHEET 1 OF 1